



2020 - 2021

# MEDIA GUIDE





# MEDIA GUIDE TABLE OF CONTENTS



## ROCHESTER AMERICANS PERSONNEL

|   |    |
|---|----|
| Rochester Americans Staff Directory.....  | 4  |
| Amerks 2020-21 Schedule.....              | 6  |
| Amerks Executive Staff.....               | 7  |
| Amerks Hockey Department.....             | 12 |
| Amerks Hockey Performance Department..... | 18 |
| Amerks Medical Department.....            | 21 |
| Amerks Media Relations Department.....    | 22 |
| Amerks Broadcast Team.....                | 23 |
| Amerks Front Office.....                  | 25 |

## PLAYERS

|   |    |
|---|----|
| Amerks 2020-21 Roster.....              | 28 |
| Amerks 2020-21 Pronunciation Guide..... | 29 |
| Amerks Player Profiles.....             | 30 |

## SEASON IN REVIEW 2019-20

|   |    |
|---|----|
| AHL Award Winners and All-Stars.....            | 58 |
| AHL Regular Season Division Standings.....      | 59 |
| AHL Regular Season Conference Standings.....    | 60 |
| AHL Regular Season Scoring Leaders.....         | 61 |
| AHL Regular Season Goaltending Leaders.....     | 63 |
| AHL Regular Season Rookie Leaders.....          | 64 |
| AHL Regular Season Defensemen Leaders.....      | 66 |
| AHL Regular Season Special Teams Breakdown..... | 68 |
| Regular Season Attendance.....                  | 69 |
| Amerks Final Regular Season Statistics.....     | 70 |
| Amerks Regular Season Game-By-Game Results..... | 71 |
| Amerks vs. The AHL.....                         | 73 |
| Regular Season Highs & Lows.....                | 74 |
| Regular Season By The Numbers.....              | 76 |
| Shootout Results.....                           | 78 |
| Regular Season Additional Statistics.....       | 79 |
| Amerks When Was The Last Time.....              | 80 |
| Regular Season Ten-Game Summary.....            | 81 |

## RECORD BOOK

|   |     |
|---|-----|
| Year-By-Year Standings.....                             | 90  |
| Year-By-Year Statistics.....                            | 121 |
| All-Time Season-Opening Results.....                    | 173 |
| All-Time Attendance Figures.....                        | 174 |
| Amerks All-Time Team Leaders.....                       | 175 |
| Single-Season Team Records.....                         | 176 |
| Team Game Records.....                                  | 177 |
| Single-Season Individual Records.....                   | 178 |
| Single-Season Individual Goaltender & Game Records..... | 179 |
| Amerks 20-Goal Scorers.....                             | 180 |
| Amerks 85-Point Performances.....                       | 181 |

## PLAYOFFS

|  |     |
|--|-----|
| Playoff Notes.....                                 | 186 |
| Amerks Calder Cup Championship Teams.....          | 188 |
| AHL Calder Cup Champions.....                      | 189 |
| Amerks All-Time Playoff Results vs. AHL Teams..... | 191 |
| Amerks All-Time Playoff Series Summary.....        | 195 |
| Amerks All-Time Playoff History.....               | 196 |
| Amerks All-Time Amerks Playoff Leaders.....        | 206 |
| Amerks All-Time Playoff Statistics.....            | 207 |
| Amerks All-Time Playoff Goaltenders.....           | 223 |

## HISTORY

|  |     |
|--|-----|
| All-Time Records vs. Current AHL Clubs.....      | 226 |
| Amerks All-Time Coaches.....                     | 227 |
| Amerks Coaches Lifetime Records.....             | 229 |
| Presidents & General Managers.....               | 230 |
| All-Time Captains.....                           | 231 |
| Affiliation Timeline.....                        | 232 |
| Amerks Firsts & Milestones.....                  | 233 |
| Amerks Team Award Winners.....                   | 234 |
| Amerks AHL Award Winners.....                    | 237 |
| Amerks AHL All-Stars.....                        | 238 |
| Amerks All-Time Forwards.....                    | 239 |
| Amerks All-Time Defensemen.....                  | 251 |
| Amerks All-Time Goaltenders.....                 | 258 |
| Amerks All-Time Offensive Goalie Statistics..... | 261 |
| Amerks All-Time Goaltending Records.....         | 264 |
| AHL All-Time Leaders.....                        | 270 |
| Amerks Hall of Fame.....                         | 271 |
| Amerks Alumni.....                               | 273 |

## BUFFALO SABRES

|   |     |
|---|-----|
| 2020-21 Regular Season Schedule.....          | 285 |
| Sabres Individual Scoring Breakdown.....      | 286 |
| Sabres Individual Goal-Scoring Breakdown..... | 287 |
| Sabres Game by Game.....                      | 288 |
| Sabres Season Statistics.....                 | 290 |
| Sabres Year by Year Results.....              | 293 |
| Sabres Career Leaders.....                    | 294 |
| Sabres All-Time Draft Picks.....              | 296 |
| History of Affiliation.....                   | 306 |

## MEDIA INFORMATION

|   |     |
|---|-----|
| 2020-21 NHL PR Directory.....                       | 308 |
| 2020-21 AHL PR Directory.....                       | 312 |
| Rochester Media Directory.....                      | 315 |
| NHL Team Scout Protocols.....                       | 317 |
| Important Directions.....                           | 320 |
| Blue Cross Arena at the Rochester War Memorial..... | 321 |
| Amerks 50th Anniversary Team.....                   | 324 |



PERSONNEL

ROCHESTER AMERICANS MEDIA GUIDE



# PERSONNEL STAFF DIRECTORY



## EXECUTIVE STAFF

Owner ..... Terrence M. Pegula  
 President ..... Kim Pegula  
 General Manager ..... Kevyn Adams  
 Vice President of Business Operations ..... Robert Minter  
 Director of Strategic Planning ..... Jody Gage

## HOCKEY DEPARTMENT

General Manager ..... Kevyn Adams  
 Head Coach ..... Seth Appert  
 Assistant Coach ..... Adam Mair  
 Assistant Coach ..... Mike Weber  
 Video Coach and Team Services ..... Kris Young  
 Assistant Video and Analytics Coordinator ..... Justin White

## EQUIPMENT STAFF

Head Equipment Manager ..... Andrew Stegehuis  
 Assistant Equipment Manager ..... Marcus Allen  
 Equipment Assistant ..... Jack Heyman  
 Equipment Assistant ..... Carl Hirner

## HOCKEY PERFORMANCE DEPARTMENT

Head Athletic Trainer ..... Michael Dhesse  
 Assistant Athletic Trainer ..... Kent Weisbeck  
 Assistant Athletic Trainer ..... Jaime Garcia  
 Head Strength and Conditioning Coach ..... Nick Craven  
 Human Science ..... Katy Tran Turner  
 Sports Dietician ..... Christine Dziedzic

## MEDICAL

Head Team Physician, Orthopedics ..... Dr. Bill Wind, M.D.  
 Team Physician, Orthopedics ..... Dr. Geoff Bernas, M.D.  
 Team Physician, Primary Care Sports Medicine ... Dr. Mike Freitas, M.D.  
 Team Physician, Primary Care Sports Medicine ..... Dr. Brandon Brownell, M.D.  
 Medical Consultant, Orthopedics ..... Dr. Robert Bronstein, M.D.  
 Team Chiropractor ..... Dr. Donald Dudley, D.C.  
 Team Dentist ..... Dr. Ned Nicosia, D.D.S.

## COMMUNICATIONS/MEDIA & COMMUNITY RELATIONS

Senior Director of Public and Media Relations ..... Warren Kosel  
 Public and Media Relations Coordinator ..... Ryan Harr  
 Multimedia Journalist ..... Suzie Cool  
 Play-by-Play Broadcaster ..... Don Stevens  
 Color Analyst ..... Ric Seiling  
 Team Photographer ..... Micheline Veluvolu

## BUSINESS DEVELOPMENT

Senior Director of Business Development ..... Chad Buck  
 Senior Director of Partnership Services ..... Nicole Richardson  
 Partnership Services Coordinator ..... Chad Tubbs  
 Partnership Services Coordinator ..... Shea Macagnone

## MARKETING

Marketing and Digital Media Manager ..... TBD  
 Marketing and Creative Services Coordinator ..... Michaela Landry

## GAME PRESENTATION

Senior Director of Game Presentation ..... Caitlin Salemi  
 Game Presentation Coordinator ..... Samantha Jenks

## VIDEO PRODUCTION & CREATIVE SERVICES

Video and Creative Services Manager ..... Bryan Darrow  
 Senior Multimedia Specialist ..... Matt Miller

## TICKET SALES & OPERATIONS

Director of Ticket Sales ..... David Aitken  
 Group Events Specialist ..... Tim Darrow  
 Group Events Specialist ..... Joe Schwab  
 Youth Hockey and Group Events Specialist ..... Nicholas Mongelli  
 Business Development Specialist ..... Andrew DePuy  
 Business Development Specialist ..... Dan Capriotti  
 Membership Services Specialist ..... Nick Cuomo  
 Ticket Operations Coordinator ..... Chris Roeder  
 Receptionist ..... Cindy Barber

## ARENA OPERATIONS

Director of Arena Operations ..... Robert Neumann  
 Event and Operations Manager ..... Michele Crawford  
 Ticket Operations Manager ..... Josh Swan

## MERCHANDISE

Director of Merchandise ..... Mike Kaminska  
 Amerks Team Store Manager ..... Erika Wittmeyer

## INFORMATION TECHNOLOGY

IT Support Specialist ..... Chris McCormick

## HUMAN RESOURCES

Senior Human Resources Manager ..... Erin Fierle





# PERSONNEL STAFF DIRECTORY



## GENERAL INFORMATION

Executive Offices... The Blue Cross Arena at the Rochester War Memorial  
 ..... One War Memorial Square, Rochester, NY 14614  
 Ticket Hotline..... 1-855-GO-AMERKS  
 Telephone/Executive Offices..... (585) 454-5335  
 Fax Number..... (585) 454-3954  
 Website.....www.amerks.com  
 Home Ice ..... The Blue Cross Arena at the Rochester War Memorial  
 Dimensions of Rink..... 197' x 85'  
 Seating Capacity..... 10,662  
 Location of Press Box..... Suite Level  
 NHL Affiliate.....Buffalo Sabres  
 ECHL Affiliate.....Cincinnati Cyclones  
 Club Colors..... Red, White, Blue  
 Home Uniforms.....Base - White; Trim - Blue, Red  
 Road Uniforms.....Base - Blue; Trim - White, Red  
 Individual Ticket Prices:  
 Day of Game Pricing .....\$31, \$29, \$27, \$23, \$21, \$16  
 Home Game Times.....  
 ..... Friday-Saturday @ 6:05 and 7:05 p.m., Sunday @ 5:05 p.m.  
 TV Station.....MSG Network/CW Rochester  
 Radio Station.....950 AM/95.7 FM ESPN Rochester  
 Webcasts..... AHLTV and ESPN Rochester

## PRACTICE FACILITY

Arena ..... Bill Gray's Regional Iceplex  
 ..... 2700 Brighton-Henrietta Townline Rd., Rochester, NY 14623  
 Telephone Number ..... (585) 454-4625  
 Website..... www.billgraysiceplex.com

## MEDIA GUIDE CONTRIBUTORS

Executive Editor ..... Warren Kosel  
 Editor..... Ryan Harr  
 Editor..... Suzie Cool  
 Copy Contributor ..... Don Stevens  
 Cover and Guide Photographer..... Micheline Veluvalu  
 Cover Design & Content Layout..... Melissa Gebhardt

# UNITED WE ROC



# 2021 REGULAR SEASON SCHEDULE

**FEBRUARY 5<sup>th</sup>**

7:05PM vs UTICA COMETS

**FEBRUARY 10<sup>th</sup>**

7:05PM vs SYRACUSE CRUNCH

**FEBRUARY 12<sup>th</sup>**

7:00PM @ CLEVELAND MONSTERS

**FEBRUARY 18<sup>th</sup>**

7:05PM vs UTICA COMETS

**FEBRUARY 20<sup>th</sup>**

7:00PM @ SYRACUSE CRUNCH

**FEBRUARY 24<sup>th</sup>**

7:00PM @ SYRACUSE CRUNCH

**FEBRUARY 26<sup>th</sup>**

7:00PM @ UTICA COMETS

**MARCH 3<sup>rd</sup>**

7:05PM vs UTICA COMETS

**MARCH 6<sup>th</sup>**

7:00PM @ SYRACUSE CRUNCH

**MARCH 10<sup>th</sup>**

7:00PM @ UTICA COMETS

**MARCH 12<sup>th</sup>**

6:05PM vs CLEVELAND MONSTERS

**MARCH 13<sup>th</sup>**

7:05PM vs UTICA COMETS

**MARCH 17<sup>th</sup>**

7:05PM vs SYRACUSE CRUNCH

**MARCH 19<sup>th</sup>**

7:00PM @ UTICA COMETS

**MARCH 24<sup>th</sup>**

7:00PM @ UTICA COMETS

**MARCH 28<sup>th</sup>**

5:05PM vs UTICA COMETS

**MARCH 31<sup>st</sup>**

6:05PM vs CLEVELAND MONSTERS

**APRIL 2<sup>nd</sup>**

7:05PM vs SYRACUSE CRUNCH

**APRIL 3<sup>rd</sup>**

7:00PM @ SYRACUSE CRUNCH

**APRIL 7<sup>th</sup>**

7:05PM vs SYRACUSE CRUNCH

**APRIL 9<sup>th</sup>**

7:00PM @ UTICA COMETS

**APRIL 14<sup>th</sup>**

6:05PM vs CLEVELAND MONSTERS

**APRIL 17<sup>th</sup>**

4:00PM @ CLEVELAND MONSTERS

**APRIL 21<sup>st</sup>**

7:05PM vs SYRACUSE CRUNCH

**APRIL 23<sup>rd</sup>**

7:05PM vs UTICA COMETS

**APRIL 24<sup>th</sup>**

7:00PM @ SYRACUSE CRUNCH

**APRIL 30<sup>th</sup>**

7:00PM @ UTICA COMETS

**MAY 1<sup>st</sup>**

7:00PM @ SYRACUSE CRUNCH

**MAY 8<sup>th</sup>**

7:00PM @ CLEVELAND MONSTERS

**MAY 12<sup>th</sup>**

7:00PM @ UTICA COMETS

**MAY 14<sup>th</sup>**

7:05PM vs UTICA COMETS

**MAY 15<sup>th</sup>**

7:05PM vs SYRACUSE CRUNCH



## Terrence M. Pegula, *Owner*

Terry Pegula is a self-made success story, rising from humble beginnings to become one of the most respected leaders in the energy industry, and one of very few professional sports owners to operate franchises in multiple sports.

Together with his wife Kim, Terry realized a life-long dream on October 8, 2014. The Pegulas received the unanimous approval of NFL owners to succeed Pro Football Hall of Famer Ralph C. Wilson, Jr. and become the second owners in the storied history of the Buffalo Bills.

Terry serves as CEO of the Bills and currently sits on the NFL's Health and Safety committee.

In 2016, the Pegulas were honored with the Tank Younger Award, which recognizes extraordinary contributions towards diversity in the NFL.

Raised in Carbondale, Penn., Terry is a 1969 graduate of Scranton Preparatory School. He entered Penn State University as a math major and was accepted into the Petroleum and Natural Gas Engineering Program. He went on to graduate with a Bachelor of Science degree in 1973 and landed his first job with Getty Oil Co. in Victoria, TX. He later joined Felmont Oil Co. as an Area Engineer, a decision that brought him to Olean, NY in 1975.

In 1983, Terry borrowed \$7,500 from family and friends to create East Resources Inc., an independent oil and gas exploration and production company operating in the Appalachian Basin. Over the next 27 years, Terry built East into one of the largest privately held companies in the United States. In July of 2010, Royal Dutch Shell purchased the assets of East Resources Inc., which continues to be active today. In 2012, Terry formed JKLM Energy. JKLM is staffed with many former East Resources employees and takes pride in contributing to U.S. energy independence by producing Pennsylvania natural gas, elevating the state into one of the top producing regions in the world.

Upon the sale of East Resources assets, Terry focused his attention on his love of sports. In September of 2010, the Pegulas announced a gift of \$102 million to construct Pegula Ice Arena, paving the way for Division I hockey at Penn State.

On February 22, 2011, Terry and Kim purchased the NHL's Buffalo Sabres. They followed up their commitment to hockey by purchasing the AHL's Rochester Americans later that year, restoring a longtime affiliation between the Sabres and Amerks. The Pegulas opened Harborcenter in 2014. The \$200 million-dollar complex, next door to the Sabres' KeyBank Center, includes two hockey rinks, training facilities, four restaurants, a full-service Marriott Hotel and parking. The combination of KeyBank Center and Harborcenter have allowed Buffalo to be a center for hockey, hosting the 2016 NHL Draft, the NHL Combine every year since 2015, the 2018 World Junior Hockey Championships, and the 2019 NCAA Frozen Four.

In addition to helping manage the family's sports operations, Terry runs JKLM Energy in Pittsburgh, and his family's business operations in Boca Raton, Florida. Terry and Kim have five children: Michael, Laura, Jessica, Kelly and Matthew.



## **Kim Pegula,** *President*

Kim Pegula is the President and CEO of Pegula Sports and Entertainment, and President of both the Buffalo Bills and Buffalo Sabres as well as the AHL's Rochester Americans.

A native of Fairport, N.Y., she attended nearby Houghton College and graduated in 1991 with a degree in communications. Kim began her professional career with East Resources in 1991 and was involved with the company until its sale in 2010.

On October 8, 2014, Kim, along with her husband Terry, realized a long-time dream as they became only the second owners of the Bills. Kim currently serves on the NFL's Super Bowl and Major Events Advisory Committee, Business Ventures Committee, and NFL Foundation Committee. She also serves on the Board of Directors of the Hockey Hall of Fame and Museum and the Republic Services Group.

Kim got her start in sports in 2011 after she and Terry purchased the Buffalo Sabres. In May 2018, she became the first female to hold the post of President for both an NHL and NFL team. Kim and Terry's sports ownership also extends to the NLL Buffalo Bandits and Rochester Knighthawks and the AHL Rochester Americans.

After owning multiple professional sports teams in the same market, Kim launched Pegula Sports and Entertainment (PSE) in 2014, creating a management company that oversees the business operations across all Pegula-owned entities and sports teams. Since its inception, PSE has expanded its reach to include Harborcenter, a multipurpose facility anchored by two NHL-size ice rinks and a Marriott Hotel franchise; PicSix, a full service creative agency specializing in video, digital and marketing creative services for a variety of companies, a hospitality division that operates multiple restaurants including (716) Food and Sport, a Tim Hortons Café & Bake Shop franchise, The Healthy Scratch cafe, and The Draft Room. In 2017, PSE added ADPRO Sports to their portfolio, providing branded merchandise to teams and companies across the country.

PSE, through its managed entities, has been key to bringing new business opportunities to Buffalo, including multi-year agreements to host the NHL Combine, 2016 NHL Draft, 2018 World Junior Championships, 2019 Frozen Four NCAA Men's Hockey Tournament, as well as a wide variety of stadium and arena concerts and national and international tournament events at all levels.

Kim and the PSE entities have been honored with a number of awards including Business First's Most Influential People, four NYS Emmy Awards for sports content, Buffalo Best Place To Work, the Tank Younger Award for embracing diversity in the NFL, and numerous individual recognitions of her staffs.

Kim and Terry have also given back to encourage the growth of sports and the many intangible benefits they believe sports creates for individuals, fans and their community. In 2010, the Pegulas gave an unprecedented \$102 million for the creation of the Pegula Ice Arena at Terry's alma mater Penn State. The facility allowed for Penn State's hockey program to become a NCAA Division I team and was the final piece for the formation of the Big Ten Hockey Conference. Kim also gave back to her alma mater, Houghton College, with a gift of \$12 million to build the Kerr-Pegula Athletic Complex allowing Houghton College athletics to become a Division III program.

Terry and Kim have five children: Michael, Laura, Jessica, Kelly and Matthew.





## **Kevyn Adams,** *Rochester Americans General Manager*

Kevyn Adams was named the ninth general manager in Buffalo Sabres franchise history on June 16, 2020. The 2020-21 season will mark his first as general manager and sixth overall with the franchise. He also serves in the same capacity for the Rochester Americans of the American Hockey League.

A native of Clarence, New York, Adams originally joined the Sabres' organization in 2009 as player development coach, a role he held for two seasons before serving as an assistant coach during the 2011-12 and 2012-13 campaigns.

Beginning in 2013, Adams was instrumental in building The Academy of Hockey program at LECOM Harborcenter from its inception while also serving as president of the Buffalo Jr. Sabres. He was elevated to general manager of LECOM Harborcenter in January 2019. In September of 2019, Adams was named the Sabres' vice president of business administration. In that role, he oversaw the day-to-day business operations of the team throughout the 2019-20 season.

Prior to his time with the Sabres and LECOM Harborcenter, Adams had a Hall-of-Fame playing career at Miami (OH) University and was a first-round pick of the Boston Bruins in the 1993 NHL Draft. Adams spent 11 seasons playing in the National Hockey League for the Toronto Maple Leafs, Columbus Blue Jackets, Florida Panthers, Carolina Hurricanes, Phoenix Coyotes and Chicago Blackhawks. He was an alternate captain on the Hurricanes team that captured the Stanley Cup in 2006.

Adams received his bachelor's degree in 1996 from Miami (OH) University and his master's degree in business administration from the University of Phoenix in 2014. As a player, he was very active with the NHLPA and, following his career, worked with O2K Worldwide Management Group in player development and player scouting.



## PERSONNEL EXECUTIVE STAFF



### **Robert Minter**, *Vice President of Business Operations*

**Office:** (585) 454-5335 ext. 4121 **Direct:** (585) 286-9926

**E-mail:** [robert.minter@bluecrossarena.com](mailto:robert.minter@bluecrossarena.com)

Rob Minter was named Vice President of Business Operations on December 12, 2017. In this role, Minter is responsible for overseeing the day-to-day business-related activities of the Rochester Americans and Knighthawks organizations as well as Blue Cross Arena.

Under Minter's leadership, the Amerks were among only four teams this past season with a 15 percent increase in ticket sales per game, including full season equivalents. Additionally, Rochester was honored among only six organizations with an 83 percent renewal rate in corporate sales revenue for the 2019-20 season.

Entering the 2018-19 season, the Amerks experienced a 15% increase in Season Ticket Membership renewal rate in addition to a significant boost in overall corporate partnership value.

Minter, who begins his third full season leading the organization in 2020-21, was also instrumental in the successful transition of Pegula Sports and Entertainment (PSE) taking over management of The Blue Cross Arena in August 2018. The move, in partnership with the City of Rochester, further allows the continued development along Rochester's downtown corridor and Genesee River. He also assisted in securing a multi-million-dollar renovation plan for the venue, including a new state-of-the-art videoboard and ribbon wall that were unveiled prior to the 2018-19 season.


Recently, Minter played a lead role in the acquisition and subsequent rebrand of the Rochester Knighthawks franchise. The Knighthawks became the latest entity under the ownership of PSE and debuted in the National Lacrosse League as an expansion team during the 2019-20 season, restoring the NLL to 13 member teams. The 2020-21 season will also be the second in which Minter will oversee an expanded front office staff for both the Amerks and Knighthawks franchises.

Minter joined the organization following three years as the director of premium seating for the NFL's New Orleans Saints and NBA's New Orleans Pelicans. During his tenure in New Orleans, Minter organized and managed a sales staff focused on the sale and retention of premium products for both franchises.

Prior to his time in New Orleans, Minter was the general manager of IMG Learfield Ticket Solutions, where he was instrumental in delivering high-value ticket sales and data solutions for all 19 Virginia Tech athletic programs.

Minter also gained experience holding various roles in the business development department with the Cleveland Cavaliers, including overseeing all ticketing operations for the Lake Erie Monsters of the American Hockey League as well as the Canton Charge, the organization's NBA D-League team. He began his full-time career in sports as a sales consultant for the Monsters from 2008 to 2010 before serving as the team's inside sales manager for the 2010-11 season.

Minter is a native of Virginia and a 2007 graduate of Shepherd University in Shepherdstown, West Virginia. He currently resides in Pittsford with his wife, Lauren, and their two sons, Connor (8) and Patrick (6).



## Jody Gage, *Director of Strategic Planning*

Jody Gage serves as the Director of Strategic Planning in the Amerks' front office, where he has worked since the 1995-96 season. The role is Gage's fourth within the organization, having previously served as Assistant General Manager, General Manager and Director of Player Personnel during his tenure in the front office following his retirement as a player.

During Gage's 13 seasons as the team's general manager, he saw nine teams reach the finals (three hockey, six lacrosse). The Amerks advanced to the Calder Cup Finals in 1999 and 2000, and he was the Assistant General Manager when the Amerks won the 1996 Calder Cup. The original Rochester Knighthawks franchise (National Lacrosse League), a team for which he has served as GM, reached the National Lacrosse League Finals in 1999, 2000 and 2003 -- and won the 1997 Major Indoor Lacrosse League title and the 2007 National Lacrosse League crown. In his former role as VP of Player Personnel for the Knighthawks, Gage helped lead the team to an unprecedented three straight championships (2012, 2013, 2014). Gage also

served as the general manager of the Rochester Rattlers of Major League Lacrosse for eight seasons and captured the Steinfeld Cup in 2008.

In 1998-99, the AHL awarded him the James C. Hendy Award as the league's outstanding executive. Gage assembled a team that won both the AHL Empire Division Championship and the Western Conference Championship and earned a berth in the 1999 Calder Cup Finals. The 1998-99 Amerks broke franchise records for most wins (52) and most points (111), and league records for fewest goals allowed (176) and fewest road goals allowed (86). In 2004-05, the hockey team rewrote the record books, setting franchise records for points (112), shutouts (9) and consecutive wins (17). That Amerks team also won the regular season points title, while wrapping up the North Division and Western Conference.

Gage received one of the highest honors of his career in 2006, as he was inducted into the inaugural class of the AHL Hall of Fame. He joined legends Johnny Bower, Jack Butterfield, Fred Glover, Willie Marshall, Frank Mathers and Eddie Shore. The ceremony was conducted at the 2006 Rbk Hockey American Hockey League All-Star Classic in Winnipeg, Manitoba (January 31st to February 1st). In January of 2010, Gage was enshrined into the Knighthawks Hall of Fame as part of the Class of 2010. With the honors, Gage enters the Hall of Fame as the only person to now grace the Hall of Fames for two Rochester professional sports teams: the Knighthawks and the Rochester Americans.

Because his name is synonymous with AHL stardom, he was able to acquaint himself quickly with his peers off the ice, and it did not take long for him to earn a reputation as a well-respected, savvy hockey GM. In his first season, Gage's team captured the Amerks' first division title since the 1990-91 season, making him the first Amerks' GM in team history to win a division title in his inaugural season.

It was no surprise that he achieved success, having been involved with three Calder Cup championship teams during his pro career. He was a member of the Adirondack Red Wings Calder Cup team in 1981, the Amerks squad in 1987, and was Rochester's Assistant GM when the Amerks secured their sixth Calder Cup in 1996, having retired during the season due to lingering knee ailments.

Originally a third-round draft selection (45th overall) of the Detroit Red Wings in the 1979 NHL Entry Draft, the Toronto native spent six seasons in the Detroit organization before signing a free-agent contract with the Buffalo Sabres on July 31, 1985. Gage would spend the rest of his career in the Sabres and Amerks organizations, signing his final contract with the Amerks on August 23, 1995, just a few months after Steve Donner purchased the Rochester club from Buffalo in June 1995.

Dubbed "Mr. Amerk" during his 11-year career in Rochester, Gage finished as the Amerks' all-time leader in goals, assists, points and games played. He holds the Amerks' record for game-winning goals in one season (9, 1987-88) and goals/points by a right wing in one season (60/104, 1987-88). Gage is one of just three players to record 500 career AHL goals and 1,000 career AHL points, and his 17 AHL seasons tie him for third in league history. Some of his other AHL accolades include the 1987-88 AHL MVP award and a berth on the First Team All-Star squad. He also earned AHL First Team All-Star honors following the 1985-86 and 1990-91 seasons, a place on the AHL's All-Time Team in 1992 -- as chosen by the media -- and selection as the U.S. Team Captain for the AHL All-Star Game in 1995. Gage also holds AHL records for the two fastest short-handed goals in one game (8 seconds, 3/25/89), the most 40+ goal seasons (7), and the most playoff goals (51) in AHL history.

In 1999, he was inducted into the Amerks Hall of Fame. On March 19, 1999, Gage and Dick Gamble had their No. 9 retired, joining Norm "Red" Armstrong as the only players in team history to receive that honor.

Gage (born 11/29/59) resides in Chili with his wife Charlotte. The couple has a son, Ryan, and a daughter, Stefanie, as well three grandsons, Joseph, Teddy and Gordon. Jody is an avid and accomplished golfer. He also enjoys spending time with his family.



## Seth Appert, *Head Coach*

Seth Appert enters his first season as head coach of the Rochester Americans in 2020-21 after being named to the position on August 18, 2020.

The 33rd head coach in the 64-year history of the franchise, Appert has a long history of developing players at all levels. He has spent the last three years alternating the head coaching duties between the Under-18 and Under-17 teams at USA Hockey's National Team Development Program (NTDP).

With the NTDP, Appert oversaw a development model that produced an NHL-record 17 draft picks in the 2019 NHL Draft, including eight that were selected in the first round. Among those included the highly touted forward Jack Hughes, who was chosen first overall by the New Jersey Devils.

During his first season with the NTDP in 2017-18, Appert guided the Under-18 Team to a gold medal at the Five Nations Tournament while also helping Team USA to an Eastern Conference-best 41-18-0-1 record during the regular season, the team's best finish since joining the United States Hockey League prior to the 2009-10 campaign. Team USA, which featured incoming defenseman and former Buffalo Sabres' second-round pick Mattias Samuelsson, led the USHL in wins (41) and tied for second in overall points (83) behind only the Waterloo Black Hawks.

In 2018, Appert led the U.S. Under-18 Men's National Team to a silver medal at the IIHF Under-18 World Junior Championship and gold at the same tournament the year before as an assistant coach in 2017. His international resume also includes back-to-back years as an assistant coach with the U.S. National Team, winning a bronze medal at the Men's World Championship in 2018. Prior to joining USA Hockey, the Cottage Grove, Minn., native spent 20 years in the NCAA Division I collegiate coaching ranks, including 11 seasons as head coach of the men's program at Rensselaer Polytechnic Institute (RPI). The Engineers advanced to the postseason each year under Appert, who guided the team to an appearance in the 2011 NCAA Tournament following a 20-win season before leading RPI to its best finish in more than two decades just two years later with a second-place finish in the ECAC standings to conclude the 2012-13 campaign.

The first two seasons of Appert's tenure at RPI were highlighted by back-to-back titles in the Governor's Cup Tournament – the program's first titles of any kind since 1998 – in addition to earning points against six nationally-ranked opponents.

He departed RPI following the 2016-17 season with a 152-221-48 regular-season record.

Appert, who formerly served as president of the American Hockey Coaches Association, also spent nine seasons as an assistant coach at the University of Denver, where he helped the Pioneers to a pair of NCAA National Championships as well as three WCHA playoff championships and two WCHA regular-season titles. The Pioneers also averaged more than 23 wins per season with Appert behind the bench.

Over his 20 years at the collegiate level, Appert has aided in the development of 13 All-Americans, 37 all-league selections, four Players of the Year, four Hobey Baker Finalists and at least 23 players who have graduated to the NHL, including former Amerks Jerry D'Amigo, Jason Kasdorf and Erik Burgdoerfer.

D'Amigo played one season under Appert at RPI in 2009-10, ranking fifth in the nation in points per game while leading the team in game-winning goals. In his lone season at RPI, D'Amigo was named the ECAC Rookie of the Year and was named to the ECAC All-Rookie Team. Kasdorf, meanwhile, played four years under Appert at RPI, earning ECAC Rookie of the Year and All-ECAC Second Team honors as a freshman during the 2012-13 season. Both he and Burgdoerfer would make their NHL debuts with the Buffalo Sabres.

Appert is a product of the NCAA himself, having been a four-year letter-winner as a goaltender at Ferris State University from 1992-96.

He owns a bachelor's degree in public relations from Ferris State and earned his master's degree in management from the University of Denver in 1999. Appert and his wife, Jill, have two daughters, Addi and Campbell.



## **Adam Mair,** *Assistant Coach*

Adam Mair enters his first season as an assistant coach with the Rochester Americans in 2020-21 after being named to the position on September 17, 2020.

Mair joins the Amerks coaching staff following five seasons as a player development coach with the Buffalo Sabres, where he was instrumental in the development of the organization's top prospects. Mair made his pro coaching debut this past season when he served as an interim assistant coach for Rochester's first 18 games of the 2019-20 campaign, helping the Amerks go 12-3-1-2 over that span and maintain a first-place standing in the American Hockey League's North Division.

Prior to serving as player development coach for the Sabres, the Hamilton, Ontario, native spent two years as a coach at the Academy of Hockey and two years as the director of player development at Canisius College in Buffalo, joining the program shortly after his retirement following the 2011-12 season.

A fourth-round pick (84th overall) of the Toronto Maple Leafs in 1997, Mair spent the bulk of his 13-year pro playing career with the Sabres, playing a significant role in the team's run to the Eastern Conference Finals in 2007. He finished his career with 114 points in (38+76) in 615 NHL games with Toronto, Los Angeles, Buffalo and New Jersey as well as eight points (3+5) in 35 playoff contests.

He also added 120 points (53+67) over 172 American Hockey League appearances for the St. John's Maple Leafs, Manchester Monarchs and Springfield Falcons, including a career-high 49-point campaign as a rookie during the 1999-00 season.

Internationally, he led Team Canada to a silver medal with two points (1+1) in seven games at the 1999 IIHF World Junior Championship.

He and his wife, Elizabeth, have three sons: twins William and Finley (4), and Graham (1).



## **Mike Weber**, *Assistant Coach*

Mike Weber enters his first season as an assistant coach with the Rochester Americans in 2020-21 after being named to the position on September 17, 2020.

Weber embarks on his pro coaching career after spending the previous three years as an assistant coach with the Windsor Spitfires of the Ontario Hockey League. This past season, Weber guided the Spitfires to a third-place finish in the OHL's West Division with a 34-20-8-0 overall record and what would have been their fifth straight playoff appearance prior to the cancellation of the season due to the COVID-19 pandemic.

A native of Pittsburgh, Penn., Weber transitioned into coaching with Windsor midway through the 2017-18 season following an 11-year playing career as a defenseman. A second-round pick (57th overall) of the Sabres in 2006, Weber recorded 53 points (9+44) and 437 penalty minutes while playing all but 10 of his 351 NHL games for Buffalo prior to a brief stint with the Washington Capitals.

Weber also totaled 51 points (8+43) in 237 career AHL games, most recently serving as team captain of the Iowa Wild in 2016-17. He made his pro debut with the Amerks in 2007-08, his lone season in Rochester, and would spend a majority of the following two seasons with the Portland Pirates, leading the team to a playoff appearance in 2010 after a career-high 21 points during the regular season.

He was rewarded with a trip to the AHL All-Star Classic in 2010 before going to spend the next six full seasons in the NHL.

He and his wife, Janine, are the parents to three sons: Emerson (7), JJ (4) and Harrison (2).



**Kris Young,** *Video Coach and Team Services*

Kris Young enters his second season as Video Coach and Team Services with the Rochester Americans in 2020-21. In his role, Young oversees all aspects of team travel and video operations.

Young joined the Amerks in 2019-20 after spending the previous three years as the video coach for the Ottawa Senators (NHL), which followed one season with the Hamilton Bulldogs of the Ontario Hockey League.

A native of South Porcupine, Ontario, Young has represented Canada at numerous international events, most recently winning gold as Team Canada's video coach at the 2014 Winter Olympics in Sochi, Russia. Young was also the recipient of a silver medal at the 2013 IIHF Ice Hockey Women's World Championship in Ottawa before adding his second gold medal that same year while serving on Team Canada's staff at the U18 Women's World Championship in Finland.

Additionally, he previously served as the video coach for Hockey Canada's Women's National Team in 2011.

Before working with Hockey Canada, Young was the video coach for the American Hockey League's version of the Bulldogs from 2006 to 2010, helping Hamilton win the Calder Cup in 2007.



**Justin White,** *Assistant Video and Analytics Coordinator*

Justin White enters his third season as the Assistant Video and Analytics Coordinator for the Rochester Americans in 2020-21.

White, a Buffalo native, first joined the organization in 2014-15 as a game presentation intern. He spent the next three seasons as a hockey operations intern, assisting with game filming and analytics work. White spent the summer of 2018 working at AFP Tax and Analytics, a sports analytics firm, that has a primary focus on the sport of hockey.

Prior to joining the Amerks, White attended St. John Fisher College from 2014-18 and earned a degree in Sport Management and Statistics.

White currently resides in Rochester.



# PERSONNEL HOCKEY DEPARTMENT



## **Andrew Stegehuis**, *Head Equipment Manager*

Andrew Stegehuis enters his third season as the Head Equipment Manager for the Rochester Americans in 2020-21.

Stegehuis joined the Amerks after previously serving as the Grand Rapids Griffins (AHL) assistant equipment manager from 2012 until 2018, helping the Griffins claim both of their Calder Cup championships in 2012-13 and 2016-17. The Grandville, Mich., native began his tenure with Grand Rapids as a locker room attendant from 2004 to 2011.

Stegehuis joined the Griffins full-time after spending the 2011-12 season as the equipment manager for the USHL's Chicago Steel.



## **Marcus Allen**, *Assistant Equipment Manager*

Marcus Allen begins his fourth season as an Assistant Equipment Manager with the Rochester Americans in 2020-21.

Before joining the Amerks, Allen spent the 2016-17 season in the athletic department at the Rochester Institute of Technology, where he served as the Director of Hockey Operations and Equipment Manager for the Men's Division I hockey program.

Prior to his time at R.I.T., he spent two years as the Rink Coordinator at HarborCenter in downtown Buffalo. He was in charge of skate sharpening and repairs, ice maintenance and various tournament operations.

From 2012-14, Allen was the equipment manager for the Princeton University Women's hockey team, while also serving as a facilities and operations manager for all of Princeton's athletics teams.


Allen interned with the Rochester Americans and Rochester Knighthawks in the game-day operations department during the Spring of 2010, before heading to his alma mater, Niagara University, to serve as the Women's hockey equipment manager from 2010-12.

Originally from Angola, N.Y., Allen obtained his bachelor's degree in business management from Niagara University in 2007 and a master's degree in sports administration from Canisius College in 2010.





## PERSONNEL HOCKEY DEPARTMENT



### **Jack Heyman**, *Equipment Assistant*

The 2020-21 campaign marks Jack Heyman's 24th season as an Equipment Assistant with the Rochester Americans. During his tenure with the Amerks, the Rochester native has witnessed three ownership changes and has had the privilege of working with nine different head coaches over the years.

Heyman first arrived at The Blue Cross Arena at the War Memorial as an usher in 1971, but it wasn't long before he moved into his new role in 1996 when then Amerks equipment manager Pete Rogers took him under his wing as his assistant. It's a position he's held ever since.

As a volunteer, Heyman is responsible for providing assistance in the day-to-day care of the team's equipment needs, preparing the locker room on game days, fulfilling the needs of on-ice officials and providing guidance and instruction to the game-night equipment staff.



### **Carl Hirner**, *Equipment Assistant*

Carl Hirner begins his fourth season as an Equipment Assistant with the Rochester Americans in 2020-21.

Hirner is responsible for assisting in the day-to-day care of the team's equipment needs and preparing the visiting locker room on game-days.

In addition to his position with the Amerks, Hirner is also a full-time student at The College at Brockport, where he is pursuing a degree in Sports Management and a minor in Business.



**Michael Dhesse**, *Head Athletic Trainer*

Michael Dhesse enters his second season as Head Athletic Trainer of the Rochester Americans in 2020-21.

Dhesse joins the Amerks after spending five years as the assistant athletic trainer at the University of Alaska Anchorage (NCAA), where he was the primary athletic trainer for hockey with the Seawolves. He was also the Medical Coordinator for the Anchorage Mayor's Marathon & Half Marathon, the largest marathon in the state of Alaska.


While in Alaska, he was active in the Alaska Athletic Trainers' Association, serving as their public relations chairman and sitting on the Governmental Affairs Committee.

Dhesse, a Peru, Illinois native, earned his Bachelor of Science degree in athletic training at Northern Illinois University (NCAA). While with the Huskies, he was an athletic training student covering football for two and a half years, which included a Mid-American Conference Championship game and the Orange Bowl and Poinsettia Bowl. In addition to his athletic training duties, Dhesse conducted research for the creation and implementation of emergency action plans in the secondary school setting on a national level and was awarded first place at the Great Lakes Athletic Trainers' Association meeting in 2014 and was presented at the National Athletic Trainers' Association Symposium that same year.

In his final semester of school, Dhesse interned with the University of Washington's football team, and prior to leaving NIU, was awarded the American Kinesiology Award.

Dhesse is a member of the National Athletic Trainers' Association and Professional Hockey Athletic Trainers' Society.

He currently resides in Rochester with his wife, Danielle, two dogs, Raisin and Annabelle, as well as their other various rescued animals.



## **Kent Weisbeck,** *Assistant Athletic Trainer*

Kent Weisbeck enters his 36th season as an Athletic Trainer for the Rochester Americans. In the past 35 years, Weisbeck has worked more than 2,500 games, earned two Calder Cup rings (1987 and 1996) and has worked in the Calder Cup Finals on five other occasions.

On March 10, 2019, Weisbeck worked his remarkable 2,500th game with Amerks. Prior to the game against Binghamton, the organization honored him with a plaque and custom jersey commemorating his career milestone.

During the 2016 offseason, the longtime member of the Amerks organization was honored by the Professional Hockey Athletic Trainers Society/Society of Professional Hockey Equipment Managers (PHATS/SPHEM) with the Career Achievement Alumni Award in recognition of his dedication and excellence in his field. In August of 2016, Weisbeck was inducted into the Frontier Field Walk of Fame as a member of the Class of 2016. Since 1997, a special section at the center of Frontier Field's Walk of Fame has been designated to Rochester's sports legends. These individuals (fans, players, management and media spanning Rochester's sports history) are those who have made a monumental impact on the community through their achievements in the Rochester-area sports scene.

During the 2009-10 season, his 25th consecutive year of service to the organization, "Snacky" became the first-ever athletic trainer in the 64-year history of the franchise to be inducted into the Amerks Hall of Fame. He was honored as the 48th member of the prestigious club, joining former Amerks head coach Randy Cunneynworth and Jim Wiemer as part of the Class of 2010.

Weisbeck worked one day in the NHL with the Buffalo Sabres, but the rest of his hours, days and years have been in Rochester. On October 23, 2010, Weisbeck reached a professional milestone working in his 2,000th game. The team honored him on November 7, 2010 with a plaque and fitted him with the first Blue Jacket, an honor bestowed to Weisbeck by then team owner Curt Styres as a testament to his personal milestone.

Weisbeck has twice had the distinction of serving as a trainer at the AHL All-Star Classic. His first time on the bench came during the 2000 All-Star Classic hosted in Rochester at The Blue Cross Arena. He was also selected as head athletic trainer for the Western Conference All-Star team for the 2011 AHL All-Star Classic in Hershey. He was selected by the American Hockey League based upon his many years of excellence and dedicated service to the AHL and the City of Rochester.

The Buffalo, NY, native graduated from the University at Buffalo in 1977 with a Bachelor of Science degree in physical education with a minor in athletic training. After graduating from UB, he stayed at the university to work as an assistant athletic trainer from 1977-1985. In 1985, he made the jump to the AHL and the Amerks.

Kent and his wife, Colleen, reside in Rochester with their two sons: Cameron (27) and Hunter (11).



**Jaime Garcia,** *Assistant Athletic Trainer*

Jaime Garcia enters his fourth season as an Assistant Athletic Trainer of the Rochester Americans in 2020-21.


Prior to joining the Amerks, Garcia spent three seasons as the head athletic trainer of the Allen Americans of the ECHL. During his time in Allen, Garcia won back-to-back Kelly Cup championships in 2014-15 and 2015-16 and was selected to work the bench for the 2017 ECHL All-Star Game in Glens Falls, New York in January of 2017.

Before joining Allen, Garcia served in the same capacity for the Fort Worth Brahmas of the Central Hockey League for one season and also completed a summer-long internship Buffalo

Bills in 2005.

Leading up to the 2017-18 campaign, Garcia assisted the Dallas Stars' hockey performance staff at the organization's annual development and rookie camps in addition to the team's main training camp for four straight years.

Garcia graduated from the University of Houston in 2003 with a bachelor's degree in Exercise Science with an emphasis in athletic training. He went on to receive his M.S. in Athletic Training from Stephen F. Austin State University in 2008 and holds certifications through the Board of Certification of the National Athletic Trainers Association.



**Nick Craven,** *Head Strength and Conditioning Coach*

Nick Craven enters his fourth season as the Head Strength and Conditioning Coach of the Rochester Americans in 2020-21.

Prior to joining the Amerks, Craven was a member of the Olympic Strength and Conditioning department at the University of Georgia. Craven has also completed strength and conditioning internships with New Mexico State University and Colorado State University.

After four years of collegiate hockey, Craven played professionally for two years with stops in Binghamton (AHL), Colorado (ECHL) and Fayetteville (SPHL).

Craven graduated from Wesleyan University in 2013 with a bachelor's degree in Neuroscience. He received his M.S. in Kinesiology from the University of Georgia in 2017 and holds certifications through the National Strength and Conditioning Association (NSCA) and Collegiate Strength and Conditioning Coaches Association (CSCCa).



# PERSONNEL HOCKEY TEAM DOCTORS/MEDICAL



**Dr. Bill Wind, M.D.**  
Head Team Physician, Orthopedics



**Dr. Geoff Bernas, M.D.**  
Team Physician, Orthopedics



**Dr. Mike Freitas, M.D.**  
Team Physician, Primary Care  
Sports Medicine



**Dr. Brandon Brownell, M.D.**  
Team Physician, Primary Care Sports Medicine



**Dr. Robert Bronstein, M.D.**  
Medical Consultant, Orthopedics



**Dr. Donald Dudley, D.C.**  
Team Chiropractor



**Dr. Ned Nicosia, D.D.S.**  
Team Dentist



**Katy Tran Turner**  
Human Science



**Christine Dziezic**  
Sports Dietician



**Warren Kosel**, *Senior Director of Public & Media Relations*

**Direct:** (585) 286-9928    **Cell:** (585) 721-0524    **E-mail:** warren.kosel@amerks.com

Warren Kosel enters his 15th season with the Rochester Americans and fifth as the team's Senior Director of Public and Media Relations in 2020-21.

Kosel oversees the day-to-day communications and media relations efforts of the organization while serving as the primary contact for all local and national media outlets. Kosel also assists in the creation and execution of the Amerks digital media campaigns in addition to overseeing the team's various community outreach programs.

A native of Rochester, Kosel first joined the organization for the 2006-07 season with the former Rochester Sports Group, which consisted of the Rochester Americans (American Hockey League), the Rochester Knighthawks (National Lacrosse League), the Rochester Rhinos (United Soccer League First Division) and the Rochester Rattlers (Major League Lacrosse). During his time with the sports group, Kosel was part of two championship seasons that saw the Knighthawks claim the 2007 Champion's Cup and the Rattlers capture the 2008 Steinfeld Cup the following summer.

Kosel held a dual role with the Amerks for the 2010-11 season when he managed the public relations activities as well as all the hockey operations of the organization and previously served as the team's communications manager up until the 2015-16 season. He also continues to serve as the liaison for all alumni relations and is a member of the Amerks Hall of Fame induction committee.

During the 2013-14 season, he accompanied the Amerks when the team traveled overseas to compete in the Spengler Cup, hockey's oldest and most prestigious tournament held annually in Davos, Switzerland between Christmas and New Year's Day. The 2013 tournament marked the second time in franchise history the Amerks participated in the event. Rochester is the only AHL team and the only team in North American professional hockey to ever participate in the event after the Amerks earned a third-place finish back in 1996.

Kosel is a 2007 graduate of St. John Fisher College in Rochester, NY, where he earned bachelor's degrees in both Sport Management and Communications/Journalism.

He and his wife, Jacqueline, reside in Penfield with their daughter, Aveline, and son, Jack.



**Ryan Harr**, *Public & Media Relations Coordinator*

**Direct:** (585) 286-9940    **Cell:** (724) 989-5989    **E-mail:** ryan.harr@amerks.com

Ryan Harr begins his fifth season with the Rochester Americans and third as the team's Public and Media Relations Coordinator in 2020-21. Harr spent his first two years with the club in a seasonal position as a part-time public and community relations assistant.

Harr assists in the day-to-day media and community relations efforts of the organization and continues to provide support to all marketing and digital media campaigns.

Prior to joining the Amerks, Harr was a member of the Pittsburgh Penguins' media relations department for multiple seasons and held similar roles with the Rockford IceHogs (AHL) and Wheeling Nailers (ECHL).

A native of Latrobe, Penn., Harr earned his Bachelor of Arts degree with a primary focus in Sports Broadcasting and Information from Waynesburg University in 2014 while also playing football for the Yellow Jackets. Harr attended Derry Area High School in Derry, where he was a four-year letter winner in both track and field and football with the Trojans, while also volunteering as an assistant coach for the Derry Area Midget Football.

He currently resides in Rochester.



## Don Stevens, *Broadcaster*

The 2020-21 season marks Don Stevens' remarkable 35th season as the "Voice of the Rochester Americans." Stevens has seen many changes in the AHL since he first put on the headphones and called his first Amerks game at the old Rochester War Memorial. Known as the "Dean of AHL Broadcasters," Stevens has witnessed the expansion of the league to an all-time high 32 teams and the explosion of media coverage of the AHL.

The Amerks' broadcaster has served the team in numerous capacities during his tenure, including public relations director, TV host, radio talk show host, and TV and radio play-by-play broadcaster. In addition, Stevens founded the AHL Broadcasters/Writers Association and served as its president.

The "Voice of the Amerks" calls games on the new radio home of the Amerks, 95.7 FM/950 AM ESPN Rochester, in addition to calling select home games live on the MSG Network. He teams up with color analyst and former Buffalo Sabre Ric Seiling to bring AHL games to the City of Rochester and around the country. Stevens also had the distinction of covering the Amerks on multiple occasions over the NHL Network and SiriusXM Satellite Radio, introducing Amerks hockey on both

a national and international level.

In 2009-10, Stevens called Rochester's historic 2,000th franchise win as the Amerks joined an elite club, becoming just the second team in the American Hockey League and eighth overall in North American hockey history to achieve the feat. He was also behind the microphone for five of the 13 goals scored by an AHL goaltender, most recently in 2010-11 when Binghamton's Chris Holt fired in an empty-netter against Rochester.

Stevens' most memorable season with the organization came during the 2010-11 campaign, his 25th with the red, white and blue. Stevens' years of dedicated service to the club was acknowledged with his enshrinement in the team's prestigious Hall of Fame as part of the Class of 2011. As the 50th member of the Hall, and just the second broadcaster inducted, Stevens joined an elite group of individuals whose tireless contributions and commitment to the franchise matches those of the original 1956 Rochester Americans.

From 1996-2009, Stevens maintained a dual role while also serving as the broadcaster for the Rochester Rhinos (United Soccer League). With the Rhinos, Stevens was part of back-to-back regular season championships (1998-99), three A-League championships in four years (1998, 1999 and 2001), the 1999 U.S. Open Cup and 14 consecutive playoff runs during his tenure. In 1998, he even covered an Amerks hockey game and the Rhinos' championship game on the same day. Stevens was inducted into the Rhinos Hall of Fame on Sept. 24, 2016 during halftime of the club's final regular-season home matchup, becoming the first broadcaster in Rhinos team history to earn the honors.

Throughout his career, he has received numerous awards for his work on radio and television. In 1993-94, he won the AHL's James H. Ellery Award, given to the person that has made outstanding contributions to the progress of the AHL for his work on the Amerks Radio Network. Stevens has also won a national ACE Award for Cable Excellence as the host of the weekly television show, "Amerks Report," and received the Rochester Press-Radio Club's Louis MacMillan Award for sportscasting excellence.

In 2003, he was inducted into the Frontier Field Walk of Fame in the media category. The Walk of Fame is located inside Frontier Field and features the names of fans, players, contributors and media throughout Rochester's sports history. Following the 2012-13 season, Stevens' 27th as the Amerks play-by-play man, he was again awarded with the AHL's prestigious James H. Ellery Memorial Award for excellence in radio coverage for the second time in his career.

Most recently, in June of 2018, Stevens was named the recipient of the 2018 Gary Smith and George Beahon Sports Media Excellence Award at the 72nd annual Press-Radio Club Dinner held in downtown Rochester. This past season, he was honored as the 2020 Sportsperson of the Year by the Rochester St. Patrick's Day Parade Committee.

With the Amerks, Stevens has broadcast seven Calder Cup Finals and the Spengler Cup in Switzerland, winning a pair of Calder Cup championships in the process. Stevens has taken the AHL to its highest level during the course of his career and has shown his true professionalism by working with younger broadcasters throughout the league. Each season he has made it a point to "promote the Rochester Americans and the American Hockey League," from his seat in the radio booth to the podium at numerous charity events.

During his career, broadcasting has taken the Wainwright, Alberta, native all over the United States, Canada and Europe. He has worked in such markets as Seattle, San Diego, Salt Lake City, Phoenix and Rochester.

### THE DON STEVENS' FILE: TOP FIVE MOST MEMORABLE MOMENTS

- 1.) "My first season was 86-87, and there was a memorable moment in my very first game at the War Memorial. Shane Churla (Binghamton) went up on the stage after some of the fans."
- 2.) "Since then, there have been lots of memorable moments. One of the best was going to the championship in my first year and winning it at Sherbrooke, and coming home to the thousands of people at the airport at 4:00 in the morning."
- 3.) "That same season at Binghamton, beating the Rangers on the last night of the season in a shootout, to win the regular season championship."
- 4.) "Going to the finals seven times in my first 14 years in Rochester is just an incredible statistic."
- 5.) "Calling the first ever goal scored by a goalie by 'shooting' it directly into the net (Darcy Wakaluk in Utica), about a week before Ron Hextall did it (for the Philadelphia Flyers). In fact, I called the first four goalie goals in league history - two for (Wakaluk & Robb Stauber) and two against."



## PERSONNEL AMERKS BROADCAST TEAM



### **Ric Seiling,** *Color Analyst*

Ric Seiling enters his 16th season as Color Commentator for the Rochester Americans after joining the Amerks broadcast team during the 2005-06 season.

Seiling partners with Hall of Fame play-by-play broadcaster Don Stevens and serves as the analyst for Amerks television and radio broadcasts.

A native of Elmira, Ontario, Seiling was a first round draft pick (14th overall) of the Buffalo Sabres in the 1977 NHL Draft. He went on to play 10 seasons in the NHL (1977-1987), including nine with the Sabres. In 738 career NHL games with the Sabres and Detroit Red Wings, Seiling recorded 387 points (179 goals, 208 assists) and 573 penalty minutes.

Seiling is also an active member of the Amerks Alumni Association.



# PERSONNEL FRONT OFFICE



**Chad Buck**  
Senior Director of  
Business Development



**Nicole Richardson**  
Senior Director of  
Partnership Services



**Caitlin Salemi**  
Senior Director of Game  
Presentation



**Warren Kosel**  
Senior Director of Public  
and Media Relations



**Bob Neumann**  
Director of Arena  
Operations



**Dave Aitken**  
Director of Ticket Sales



**Erin Fierle**  
Senior Human Resources  
Manager



**Bryan Darrow**  
Video & Creative  
Services Manager



**Michele Crawford**  
Event and Operations  
Manager



**Josh Swan**  
Ticket Operations  
Manager



**Ryan Harr**  
Public and Media  
Relations Coordinator



**Chad Tubbs**  
Partnership Services  
Coordinator



**Chris Roeder**  
Ticket Operations  
Coordinator



**Michaela Landry**  
Marketing and Creative  
Services Coordinator



**Samantha Jenks**  
Game Presentation  
Coordinator




**Matt Miller**  
Senior Multimedia  
Specialist



# PERSONNEL FRONT OFFICE




**Tim Darrow**  
Group Events Specialist



**Joe Schwab**  
Group Events Specialist



**Andrew DePuy**  
Business Development Specialist



**Dan Capriotti**  
Business Development Specialist



**Nick Cuomo**  
Membership Services Specialist



**Nicholas Mongelli**  
Youth Hockey & Group Events Specialist



**Erika Wittmeyer**  
Team Store Manager



**Chris McCormick**  
IT Support Specialist



**Suzie Cool**  
Multimedia Journalist



**Cindy Barber**  
Receptionist



**Micheline Veluvolu**  
Team Photographer



**The Moose**  
Team Mascot



PLAYERS

ROCHESTER AMERICANS MEDIA GUIDE



# 2020-2021 ROSTER



## ROCHESTER AMERICANS

| No. | Player               | Pos | Ht   | Wt  | Birthdate | Age | Birthplace             | 2019-20 Club(s)                                |
|-----|----------------------|-----|------|-----|-----------|-----|------------------------|--|
| 2   | LAAKSONEN, Oskari*   | D   | 6-2  | 165 | 7/2/99    | 21  | Tampere, Finland       | Ilves Tampere (SM-liiga)                       |
| 5   | FITZGERALD, Casey    | D   | 5-11 | 178 | 2/25/97   | 23  | North Reading, MA      | Rochester (AHL)                                |
| 8   | BLUJUS, Dylan^       | D   | 6-3  | 207 | 1/22/94   | 26  | Buffalo, NY            | Utica (AHL)                                    |
| 10  | BIRO, Brandon*       | LW  | 5-11 | 167 | 3/11/98   | 22  | Sherwood Park, AB      | Penn State University (NCAA – Big-10)          |
| 12  | PEKAR, Matej*        | LW  | 6-1  | 185 | 2/10/00   | 20  | Turnov, Czech Republic | Sudbury & Barrie (OHL)                         |
| 13  | McGRATH, Patrick     | RW  | 5-10 | 200 | 3/17/93   | 27  | Wilkes-Barre, PA       | Iowa (AHL)   Utah (ECHL)                       |
| 15  | OGLEVIE, Andrew      | C   | 5-10 | 176 | 2/16/95   | 25  | Fullerton, CA          | Rochester (AHL)                                |
| 17  | FOGARTY, Steven^     | RW  | 6-3  | 204 | 4/19/93   | 27  | Chambersburg, PA       | N.Y. Rangers (NHL)   Hartford (AHL)            |
| 18  | BRYSON, Jacob        | D   | 5-9  | 175 | 11/18/97  | 23  | London, ON             | Rochester (AHL)                                |
| 19  | SMITH, C.J.          | LW  | 5-11 | 184 | 12/1/94   | 26  | Des Moines, IA         | Rochester (AHL)                                |
| 20  | JONES, Ryan*         | D   | 6-2  | 197 | 5/26/96   | 24  | Crown Point, IN        | University of Nebraska-Omaha (NCAA – NCHC)     |
| 22  | RUOTSALAINEN, Arttu  | C   | 5-9  | 185 | 10/29/97  | 23  | Oulu, Finland          | Ilves Tampere (SM-liiga)                       |
| 24  | SAMUELSSON, Mattias* | D   | 6-4  | 226 | 3/14/00   | 20  | Voorhees, NJ           | Western Michigan University (NCAA – NCHC)      |
| 25  | QUINN, Jack*         | RW  | 6-0  | 176 | 9/19/01   | 19  | Ottawa, ON             | Ottawa 67's (OHL)                              |
| 27  | POLINO, Patrick*     | LW  | 5-9  | 170 | 4/11/95   | 25  | Buffalo, NY            | Rensselaer Polytechnic Institute (NCAA – ECAC) |
| 29  | FRANCO, Dominic*     | C   | 6-5  | 218 | 1/7/96    | 25  | Portsmouth, RI         | Army West Point (NCAA – AHA)                   |
| 37  | SMITH, Dalton^       | LW  | 6-2  | 210 | 6/30/92   | 28  | Oshawa, ON             | Buffalo (NHL)   Rochester (AHL)                |
| 39  | DEA, Jean-Sebastien^ | C   | 5-11 | 168 | 2/8/94    | 26  | Laval, QUE             | Buffalo (NHL)   Rochester (AHL)                |
| 40  | ELIE, Remi           | LW  | 6-1  | 215 | 4/16/95   | 25  | Cornwall, ON           | Rochester (AHL)                                |
| 74  | ASPLUND, Rasmus      | C   | 5-11 | 189 | 12/3/97   | 23  | Filipstad, Sweden      | Buffalo (NHL)   Rochester (AHL)                |
| 77  | WELSH, Nick*         | D   | 5-9  | 174 | 5/7/97    | 23  | Halifax, NS            | St. Mary's University (AUS)                    |
| 81  | MURRAY, Brett        | LW  | 6-5  | 228 | 7/20/98   | 22  | Bolton, ON             | Rochester (AHL)                                |
| 90  | DIPIETRO, Dawson*    | LW  | 5-11 | 170 | 11/15/95  | 25  | Medina, OH             | Western Michigan University (NCAA – NCHC)      |

| No. | Goaltender             | Pos | Ht  | Wt  | Birthdate | Age | Birthplace     | 2019-20 Club(s)                     |
|-----|------------------------|-----|-----|-----|-----------|-----|----------------|-------------------------------------|
| 1   | LUUKKONEN, Ukko-Pekka* | G   | 6-5 | 220 | 3/9/99    | 21  | Espoo, Finland | Rochester (AHL)   Cincinnati (ECHL) |
| 30  | TOKARSKI, Dustin^      | G   | 6-0 | 198 | 9/16/89   | 31  | Watson, SASK   | Wilkes-Barre/Scranton (AHL)         |
| 41  | HOUSER, Michael        | G   | 6-2 | 191 | 9/13/92   | 28  | Youngstown, OH | Cincinnati (ECHL)                   |

\* Indicates rookie    ^ Indicates veteran

## FRONT OFFICE

|  |                |   |                  |
|--|----------------|---|------------------|
| NHL Affiliate                          | Buffalo Sabres | Head Athletic Trainer:                    | Michael Dhesse   |
| Owner:                                 | Terry Pegula   | Assistant Athletic Trainer:               | Kent Weisbeck    |
| President:                             | Kim Pegula     | Assistant Athletic Trainer:               | Jaime Garcia     |
| General Manager:                       | Keryn Adams    | Head Equipment Manager:                   | Andrew Stegehuis |
| Vice President of Business Operations: | Rob Minter     | Assistant Equipment Manager:              | Marcus Allen     |
| Head Coach:                            | Seth Appert    | Head Strength & Conditioning Coach:       | Nick Craven      |
| Assistant Coach:                       | Adam Mair      | Sr. Director of Public & Media Relations: | Warren Kosel     |
| Assistant Coach:                       | Mike Weber     | Public & Media Relations Coordinator:     | Ryan Harr        |
| Goaltending Development Coach:         | Seamus Kotyk   | Play-By-Play Broadcaster:                 | Don Stevens      |
| Video Coach & Team Services:           | Kris Young     | Color Analyst:                            | Ric Seiling      |



# 2020-2021 PRONUNCIATION GUIDE



## ROCHESTER AMERICANS

| No. | Name                 | Position | Pronunciation                  |
|-----|----------------------|----------|--------------------------------|
| 1   | Ukko-Pekka Luukkonen | G        | OO-koh-PEH-kah, LOO-koh-nehn   |
| 2   | Oskari Laaksonen     | D        | ahs-KAH-ree, LAK-soh-nehn      |
| 5   | Casey Fitzgerald     | D        |                                |
| 8   | Dylan Blujus         | D        | BLOO-juhs                      |
| 10  | Brandon Biro         | LW       | BIGH-roh                       |
| 12  | Matej Pekar          | C        | muh-TAY, peh-KAHR              |
| 13  | Patrick McGrath      | RW       |                                |
| 15  | Andrew Oglevie       | C        | OH-guhl-vee                    |
| 17  | Steven Fogarty       | RW       | FOH-guhr-tee                   |
| 18  | Jacob Bryson         | D        | BRIGH-suhn                     |
| 19  | C.J. Smith           | LW       |                                |
| 20  | Ryan Jones           | D        |                                |
| 22  | Arttu Ruotsalainen   | C        | AHR-too, roo-AHT-sah-ligh-nehn |
| 24  | Mattias Samuelsson   | D        | mah-TEE-uhs, SAM-yuhl-suhn     |
| 25  | Jack Quinn           | RW       |                                |
| 27  | Patrick Polino       | LW       | poh-LEE-noh                    |
| 29  | Dominic Franco       | C        |                                |
| 30  | Dustin Tokarski      | G        | toh-KHAR-skee                  |
| 31  | Jonas Johansson      | G        | YO-nihs, yo-HAHN-suhn          |
| 37  | Dalton Smith         | LW       |                                |
| 39  | Jean-Sebastien Dea   | C        | ZHAWN-suh-BAST-yehn, DEE       |
| 40  | Remi Elie            | LW       | REH-mee, EH-lee                |
| 41  | Michael Houser       | G        |                                |
| 74  | Rasmus Asplund       | C        | RAS-muhs, AS-pluhnd            |
| 77  | Nick Welsh           | D        |                                |
| 81  | Brett Murray         | LW       |                                |
| 90  | Dawson DiPietro      | LW       | dee-pee-AY-trow                |



# RASMUS ASPLUND

CENTER

DECEMBER 3, 1997 | FILIPSTAD, SWEDEN | 5 FT 11 IN | 189 LBS

SHOOTS LEFT

74

Buffalo Sabres' second-round selection (33rd overall) in the 2016 NHL Draft. Signed a three-year, entry-level NHL contract with Buffalo on May 23, 2018.

## CAREER | HIGHLIGHTS

- Began and finished the 2019-20 season with the Rochester Americans (AHL); led all Amerks with seven assists in 13 games leading up to his first NHL recall on Nov. 15, 2019.
- Made his NHL debut with Buffalo on Nov. 16, 2019 vs. Ottawa, recorded his first NHL point on Nov. 27, 2019 vs. Calgary and scored his first NHL goal on Dec. 2, 2019 vs. New Jersey.
- Led the Sabres with 7:36 of penalty kill time on Nov. 18, 2019 vs. Minnesota, marking the most shorthanded ice time in game by an NHL rookie since the 2010-11 season.
- Made his North American debut in 2018-19 with the Americans, ranking second on the team with 31 assists as a rookie; recorded 23 of his 41 points in the final 22 games of the season.
- Skated in a career-high 50 games in his fourth season with Färjestad BK (SHL) in 2017-18 and set personal bests in goals (8), assists (20) and points (28) while serving as an alternate captain.
- Represented Sweden at the 2017 IIHF World Junior Championship, leading the team in faceoff percentage (64.0%) and tying for fifth in the tournament with six assists while serving as an alternate captain.
- Recorded five points (3+2) in seven contests with Sweden at the 2016 IIHF World Junior Championship in Helsinki, Finland.
- Made his professional debut as a 16-year-old with Färjestad in 2014-15, tallying three points (2+1) in 35 games and skating in three postseason contests with the team.
- Also appeared in 19 games as an alternate captain for Färjestad's SuperElit team in 2014-15, leading the league in faceoff percentage (68.1%) and leading all Färjestad players with at least five games played in points per game (1.32).
- Led Sweden in faceoff percentage (56.4%) and posted five points (2+3) while serving as the team's captain during the 2015 IIHF Under-18 World Championship.
- Made his U-20 debut at age 15 in the 2013-14 Swedish SuperElit season, totaling 14 points (7+7) in 38 regular-season contests and adding a goal in four playoff games to help Färjestad capture a silver medal.
- Served as captain of Team Sweden at the 2014 World Under-17 Hockey Challenge and posted three points (2+1) in five games for Sweden at the 2014 Ivan Hlinka Memorial Tournament.

## CAREER STATS | REGULAR SEASON

| REGULAR SEASON           |               |           |            |           |           |           |           |           |          |          |          |            | PLAYOFFS   |           |           |           |           |           |
|--------------------------|---------------|-----------|------------|-----------|-----------|-----------|-----------|-----------|----------|----------|----------|------------|------------|-----------|-----------|-----------|-----------|-----------|
| SEASON                   | TEAM          | LEAGUE    | GP         | G         | A         | P         | +/-       | PIM       | PP       | SH       | GW       | S          | S%         | GP        | G         | A         | P         | PIM       |
| 2012-13                  | FÄRJESTAD U18 | SWE-U18   | 16         | 6         | 9         | 15        | 19        | 6         | 1        | 0        | 1        | 36         | 16.7       | -         | -         | -         | -         | -         |
|                          | FÄRJESTAD U18 | SWE-U18-A | 15         | 4         | 6         | 10        | 3         | 14        | 0        | 0        | 0        | 42         | 9.5        | 2         | 0         | 0         | 0         | 0         |
| 2013-14                  | FÄRJESTAD JR. | SWE-JR.   | 38         | 7         | 7         | 14        | -14       | 12        | 1        | 1        | 3        | 64         | 10.9       | 4         | 1         | 0         | 1         | 0         |
|                          | FÄRJESTAD U18 | SWE-U18   | 10         | 6         | 10        | 16        | 11        | 37        | 1        | 1        | 0        | 31         | 19.4       | -         | -         | -         | -         | -         |
|                          | FÄRJESTAD U18 | SWE-U18-A | 7          | 6         | 5         | 11        | 9         | 4         | 0        | 1        | 1        | 34         | 17.7       | 4         | 7         | 2         | 9         | 2         |
| 2014-15                  | FÄRJESTAD     | SHL       | 35         | 2         | 1         | 3         | 0         | 4         | 1        | 0        | 1        | 16         | 12.5       | 3         | 0         | 0         | 0         | 0         |
|                          | FÄRJESTAD JR. | SWE-JR.   | 19         | 8         | 17        | 25        | 16        | 14        | 1        | 0        | 2        | 61         | 13.1       | 6         | 3         | 4         | 7         | 0         |
|                          | SWEDEN        | WJ18      | 5          | 2         | 3         | 5         | -2        | 8         | 1        | 0        | 0        | 12         | 16.7       | -         | -         | -         | -         | -         |
| 2015-16                  | FÄRJESTAD     | SHL       | 46         | 4         | 8         | 12        | 10        | 16        | 0        | 0        | 0        | 41         | 9.8        | 3         | 0         | 0         | 0         | 0         |
|                          | SWEDEN        | WJC       | 7          | 3         | 2         | 5         | 3         | 6         | 0        | 0        | 0        | 12         | 25.0       | -         | -         | -         | -         | -         |
| 2016-17                  | FÄRJESTAD     | SHL       | 39         | 6         | 13        | 19        | 3         | 10        | 0        | 0        | 1        | 45         | 13.3       | 5         | 0         | 3         | 3         | 0         |
|                          | SWEDEN        | WJC       | 7          | 1         | 6         | 7         | 5         | 0         | 0        | 0        | 0        | 8          | 12.5       | -         | -         | -         | -         | -         |
| 2017-18                  | FÄRJESTAD     | SHL       | 50         | 8         | 20        | 28        | 4         | 20        | 0        | 1        | 1        | 64         | 12.5       | 6         | 0         | 0         | 0         | 6         |
| 2018-19                  | ROCHESTER     | AHL       | 75         | 10        | 31        | 41        | 7         | 26        | 2        | 1        | 0        | 117        | 8.5        | 3         | 0         | 0         | 0         | 0         |
| 2019-20                  | ROCHESTER     | AHL       | 33         | 3         | 16        | 19        | -7        | 2         | 1        | 0        | 0        | 60         | 5.0        | --        | --        | --        | --        | --        |
|                          | BUFFALO       | NHL       | 29         | 1         | 2         | 3         | -4        | 6         | 0        | 0        | 0        | 36         | 2.8        | -         | -         | -         | -         | -         |
| <b>AMERKS/AHL TOTALS</b> |               |           | <b>108</b> | <b>13</b> | <b>47</b> | <b>60</b> | <b>0</b>  | <b>28</b> | <b>3</b> | <b>1</b> | <b>0</b> | <b>177</b> | <b>7.3</b> | <b>--</b> | <b>--</b> | <b>--</b> | <b>--</b> | <b>--</b> |
| <b>NHL TOTALS</b>        |               |           | <b>29</b>  | <b>1</b>  | <b>2</b>  | <b>3</b>  | <b>-4</b> | <b>6</b>  | <b>0</b> | <b>0</b> | <b>0</b> | <b>36</b>  | <b>2.8</b> | <b>-</b>  | <b>-</b>  | <b>-</b>  | <b>-</b>  | <b>-</b>  |



# BRANDON BIRO

LEFT WING

MARCH 11, 1998 | SHERWOOD PARK, ALBERTA | 5 FT 11 IN | 167 LBS | SHOOTS LEFT

10


Undrafted. Signed a two-year, entry-level NHL contract as an undrafted free agent with the Buffalo Sabres on March 18, 2020.

## CAREER | HIGHLIGHTS

- Finished his NCAA career ranked in Penn State's all-time top 10 in career goals (T-8th), assists (3rd) and points (4th).
- Earned Academic All-Big Ten honors in each of his final three collegiate seasons.
- Recorded a point per game as captain in his senior season with Penn State in 2019-20, leading the Nittany Lions to a 20-10-4 record, including a 12-8-4 conference record that topped the Big Ten.
- Was selected as an All-Big Ten Honorable Mention after recording NCAA career-high totals in goals (16), assists (24) and points (40) in 37 games as a junior in 2018-19.
- Won a Big Ten championship with the Nittany Lions as a freshman in 2016-17.
- Scored Penn State's first-ever NCAA Tournament goal on March 25, 2017 at Union.
- Won a gold medal with Canada West at the 2015 World Junior A Challenge.
- Prior to beginning his collegiate career, spent two seasons with the Spruce Grove Saints (AJHL), earning league Rookie of the Year honors and helping the Saints to a championship in 2014-15.

## CAREER STATS | REGULAR SEASON

| SEASON         | TEAM         | LEAGUE  | REGULAR SEASON |    |     |     |     |     |    |    |    |     |      | PLAYOFFS |    |    |    |     |
|----------------|--------------|---------|----------------|----|-----|-----|-----|-----|----|----|----|-----|------|----------|----|----|----|-----|
|                |              |         | GP             | G  | A   | P   | +/- | PIM | PP | SH | GW | S   | S%   | GP       | G  | A  | P  | PIM |
| 2014-15        | SPRUCE GROVE | AJHL    | 57             | 21 | 33  | 54  | -   | 18  | -  | -  | -  | -   | -    | 16       | 7  | 7  | 14 | 2   |
| 2015-16        | SPRUCE GROVE | AJHL    | 40             | 32 | 25  | 57  | -   | 6   | -  | -  | -  | -   | 14   | 10       | 10 | 20 | 2  |     |
| 2016-17        | PENN STATE   | BIG TEN | 39             | 6  | 14  | 20  | -4  | 19  | 2  | 0  | 0  | 78  | 7.7  | -        | -  | -  | -  |     |
| 2017-18        | PENN STATE   | BIG TEN | 37             | 9  | 22  | 31  | 7   | 18  | 2  | 0  | 1  | 96  | 9.4  | -        | -  | -  | -  |     |
| 2018-19        | PENN STATE   | BIG TEN | 37             | 16 | 24  | 40  | 15  | 4   | 2  | 0  | 4  | 97  | 16.5 | -        | -  | -  | -  |     |
| 2019-20        | PENN STATE   | BIG TEN | 25             | 10 | 15  | 25  | 7   | 8   | 3  | 0  | 1  | 88  | 11.4 | -        | -  | -  | -  |     |
| COLLEGE TOTALS |              |         | 138            | 41 | 116 | 157 | 25  | 32  | 9  | 0  | 6  | 358 | 11.5 | -        | -  | -  | -  |     |
| JUNIOR TOTALS  |              |         | 97             | 53 | 58  | 111 | -   | 24  | -  | -  | -  | -   | -    | 30       | 17 | 17 | 34 | 4   |



# DYLAN BLUJUS DEFENSE

JANUARY 22, 1994 | BUFFALO, NEW YORK | 6 FT 3 IN | 207 LBS

SHOOTS RIGHT

8

Tampa Bay Lightning's second-round selection (40th overall) in the 2021 NHL Draft. Signed a one-year American Hockey League contract with the Rochester Americans on January 15, 2012.

## CAREER | HIGHLIGHTS

- Completed his sixth pro season in 2019-20 with nine points (4+5) in 35 games for the Utica Comets (AHL).
- Promoted to Utica midseason after beginning the 2017-18 season with Jacksonville of the ECHL; Finished fifth in scoring among all Comets defensemen with 16 points (4+12) in 45 games while his plus-9 on-ice rating was tied for the best amongst blueliners.
- Posted a career-long four-game point streak (0+4) from Jan. 7 to Jan. 13 in 2017-18.
- Scored a career-high six goals and added 13 assists for 19 points in 61 games for the Syracuse Crunch (AHL) in 2015-16.
- Registered a career-high 18 assists and 22 points in 67 games during his rookie campaign in 2014-15; Ranked second among all Crunch defensemen in points and third in shots (100).
- Finished the 2014-15 campaign tied for 10th in scoring among all AHL rookie defensemen, scoring three of his four goals on the power-play.
- Made his pro debut against Springfield on Oct. 11, 2014 and recorded his first pro point with an assist against Springfield on Oct. 17, 2014.
- Scored his first pro goal in a 3-2 loss at Hartford on Jan. 9, 2015.
- Made his pro postseason debut during the 2015 Calder Cup Playoffs appearing in three games for Syracuse.
- Led the Brampton/North Bay Battalion to the 2014 OHL Finals after recording his second 30-point season in three years; Added 10 points (4+6) in 22 playoff contests.
- Paced all Brampton defensemen and finished fourth overall on the team in scoring with 34 points (7+27) from the blueline in 2011-12.

## CAREER STATS | REGULAR SEASON

| REGULAR SEASON |              |        |     |    |     |     |     |     |    |    |    |     |     | PLAYOFFS |   |    |    |     |
|----------------|--------------|--------|-----|----|-----|-----|-----|-----|----|----|----|-----|-----|----------|---|----|----|-----|
| SEASON         | TEAM         | LEAGUE | GP  | G  | A   | P   | +/- | PIM | PP | SH | GW | S   | S%  | GP       | G | A  | P  | PIM |
| 2010-11        | BRAMPTON     | OHL    | 67  | 4  | 22  | 26  | -14 | 26  | 3  | 0  | 0  | -   | -   | 4        | 0 | 0  | 0  | 0   |
| 2011-12        | BRAMPTON     | OHL    | 66  | 7  | 27  | 34  | 4   | 38  | 4  | 0  | 1  | -   | -   | 8        | 1 | 4  | 5  | 4   |
| 2012-13        | BRAMPTON     | OHL    | 68  | 2  | 27  | 29  | -8  | 57  | 1  | 0  | 0  | -   | -   | 5        | 2 | 2  | 4  | 2   |
| 2013-14        | NORTH BAY    | OHL    | 55  | 4  | 26  | 30  | 13  | 56  | 1  | 0  | 0  | -   | -   | 20       | 4 | 6  | 10 | 20  |
| 2014-15        | SYRACUSE     | AHL    | 67  | 4  | 18  | 22  | 0   | 18  | 3  | 0  | 0  | 100 | 4.0 | 3        | 0 | 0  | 0  | 4   |
| 2015-16        | SYRACUSE     | AHL    | 61  | 6  | 13  | 19  | -5  | 33  | 3  | 0  | 0  | 122 | 4.9 | -        | - | -  | -  | -   |
| 2016-17        | SYRACUSE     | AHL    | 23  | 1  | 7   | 8   | 3   | 16  | 0  | 0  | 1  | 49  | 2.0 | 1        | 0 | 0  | 0  | 2   |
| 2017-18        | UTICA        | AHL    | 45  | 4  | 12  | 16  | 9   | 24  | 1  | 0  | 0  | 77  | 5.2 | 5        | 0 | 2  | 2  | 8   |
|                | JACKSONVILLE | ECHL   | 21  | 1  | 6   | 7   | -4  | 20  | 1  | 0  | 0  | 47  | 2.1 | -        | - | -  | -  | -   |
| 2018-19        | UTICA        | AHL    | 43  | 1  | 7   | 8   | 12  | 41  | 0  | 0  | 0  | 52  | 1.9 | -        | - | -  | -  | -   |
| 2019-20        | UTICA        | AHL    | 35  | 4  | 5   | 9   | 5   | 26  | 0  | 0  | 1  | 43  | 9.3 | -        | - | -  | -  | -   |
| AHL TOTALS     |              |        | 274 | 20 | 62  | 82  | 24  | 158 | 7  | 0  | 2  | 443 | 4.5 | 9        | 0 | 2  | 2  | 14  |
| JUNIOR TOTALS  |              |        | 256 | 17 | 102 | 119 | -5  | 177 | 9  | 0  | 1  | -   | -   | 39       | 7 | 12 | 19 | 26  |





# WILL BORGEN DEFENSE

DECEMBER 19, 1996 | MOORHEAD, MINNESOTA | 6 FT 3 IN | 205 LBS | SHOOTS RIGHT

3

Buffalo Sabres' fourth-round selection (92nd overall) in the 2015 NHL Draft. Signed a three-year, entry-level NHL contract with Buffalo on March 25, 2018.

## CAREER | HIGHLIGHTS

- Appeared in 61 games for the Rochester Americans (AHL) in 2019-20, tying for the team lead; also led the team with 76 penalty minutes.
- Totaled 14 points (3+11) in 71 AHL games with the Americans during his first full professional season in 2018-19.
- Made his NHL debut with Buffalo on March 26, 2019 at Ottawa; appeared in four NHL games in 2018-19, averaging 16:33 of ice time per game.
- Joined the Americans for eight games following the completion of his collegiate career; made his professional debut on March 30, 2018 vs. Charlotte.
- Completed his junior year at St. Cloud State University (NCHC) in 2017-18 with a career-high 15 points (2+13) in 36 games, helping the Huskies to an appearance in the NCAA tournament.
- Earned the 2018 National Collegiate Hockey Conference's Defensive Defenseman of the Year award and was selected to the 2018 All-NCHC Honorable Mention All-Star team.
- One of four collegiate players nationally to be named to the 2018 United States Olympic Men's Hockey Team; did not dress during the tournament.
- Earned a spot on the 2017 NCHC All-Academic Team.
- Named to the NCHC All-Rookie team after recording 14 points (1+13) in 37 regular-season games as a freshman and helping St. Cloud State to the 2016 NCHC title.
- Captured a bronze medal with the United States at the 2016 IIHF World Junior Championship in Helsinki, Finland.

## CAREER STATS | REGULAR SEASON

| SEASON            | TEAM            | LEAGUE     | REGULAR SEASON |   |    |    |     |     |    |    |    |     |     | PLAYOFFS |    |    |    |     |   |
|-------------------|-----------------|------------|----------------|---|----|----|-----|-----|----|----|----|-----|-----|----------|----|----|----|-----|---|
|                   |                 |            | GP             | G | A  | P  | +/- | PIM | PP | SH | GW | S   | S%  | GP       | G  | A  | P  | PIM |   |
| 2012-13           | MOORHEAD        | MINN. H.S. | 24             | 3 | 16 | 19 | -   | 22  | -  | -  | -  | -   | -   | -        | 3  | 0  | 1  | 1   | 0 |
| 2013-14           | MOORHEAD        | MINN. H.S. | 24             | 6 | 10 | 16 | -   | 35  | -  | -  | -  | -   | -   | 3        | 2  | 3  | 5  | 2   |   |
|                   | GREAT PLAINS    | MINN. H.S. | 13             | 4 | 3  | 7  | -   | 8   | -  | -  | -  | -   | -   | 2        | 0  | 1  | 1  | 2   |   |
| 2014-15           | MOORHEAD        | MINN. H.S. | 24             | 5 | 21 | 26 | -   | 64  | -  | -  | -  | -   | -   | 3        | 1  | 1  | 2  | 6   |   |
|                   | OMAHA           | USHL       | 18             | 1 | 7  | 8  | -   | 0   | 0  | 0  | 0  | 37  | 2.7 | 3        | 0  | 0  | 0  | 0   |   |
|                   | GREAT PLAINS    | MINN. H.S. | 17             | 1 | 6  | 7  | -   | 41  | -  | -  | -  | -   | -   | 3        | 0  | 2  | 2  | 2   |   |
| 2015-16           | ST. CLOUD STATE | NCHC       | 37             | 1 | 13 | 14 | 17  | 36  | 0  | 0  | 0  | 31  | 3.2 | -        | -  | -  | -  | -   |   |
|                   | UNITED STATES   | WJC        | 7              | 0 | 3  | 3  | 6   | 2   | 0  | 0  | 0  | 6   | 0.0 | -        | -  | -  | -  | -   |   |
| 2016-17           | ST. CLOUD STATE | NCHC       | 33             | 2 | 10 | 12 | 4   | 60  | 0  | 0  | 0  | 41  | 4.9 | -        | -  | -  | -  | -   |   |
| 2017-18           | ST. CLOUD STATE | NCHC       | 36             | 2 | 13 | 15 | 9   | 68  | 1  | 0  | 1  | 54  | 3.7 | -        | -  | -  | -  | -   |   |
| 2017-18           | ROCHESTER       | AHL        | 8              | 0 | 0  | 0  | 0   | 0   | 0  | 0  | 0  | 8   | 0.0 | --       | -- | -- | -- | --  |   |
| 2018-19           | ROCHESTER       | AHL        | 71             | 3 | 11 | 14 | 8   | 56  | 0  | 0  | 0  | 66  | 4.5 | 3        | 0  | 0  | 0  | 0   |   |
|                   | BUFFALO         | NHL        | 4              | 0 | 0  | 0  | -5  | 0   | 0  | 0  | 0  | 2   | 0.0 | -        | -  | -  | -  | -   |   |
| 2019-20           | ROCHESTER       | AHL        | 61             | 1 | 10 | 11 | 6   | 76  | 0  | 0  | 1  | 73  | 1.4 | --       | -- | -- | -- | --  |   |
| AMERKS/AHL TOTALS |                 |            | 140            | 4 | 21 | 25 | 14  | 132 | 0  | 0  | 1  | 147 | 2.7 | 3        | 0  | 0  | 0  | 0   |   |
| NHL TOTALS        |                 |            | 4              | 0 | 0  | 0  | -5  | 0   | 0  | 0  | 0  | 2   | 0.0 | -        | -  | -  | -  | -   |   |



# JACOB BRYSON DEFENSE

NOVEMBER 18, 1997 | LONDON, ONTARIO | 5 FT 9 IN | 175 LBS | SHOOTS LEFT

18

Buffalo Sabres' fourth-round selection (99th overall) in the 2017 NHL Draft. Signed a three-year, entry-level NHL contract with the Buffalo Sabres on April 15, 2019.

## CAREER | HIGHLIGHTS

- Made his professional debut in 2019-20 with the Rochester Americans (AHL), tying for the team lead with 61 games played.
- His 27 points (4+23) in 2019-20 led all Amerks rookies and ranked second among the team's defensemen, earning him team Rookie of the Year and Most Improved Player awards.
- Served as an alternate captain in his sophomore and junior seasons at Providence College (Hockey East).
- Set collegiate career-high totals as a junior in 2018-19 in games played (42), assists (24) and points (28), also tying his previous high with four goals; helped lead the Friars to an appearance in the 2019 NCAA Frozen Four in Buffalo, recording an assist in each of Providence's three NCAA tournament games.
- Earned a spot on the 2019 Hockey East Second All-Star Team and received the Len Ceglarski Award as the conference's most sportsmanlike player for the second consecutive season.
- Led the Friars with 20 assists as a sophomore in 2017-18 and earned several honors for the season, including spots on the Hockey East First All-Star Team and the Hockey East All-Tournament Team.
- Ranked 10th among USHL rookies and led all rookie defensemen with 31 points (3+28) in his lone USHL season with the Omaha Lancers in 2015-16, earning a spot on the USHL All-Rookie Team; also ranked fourth among all Lancers skaters in points and second in assists.

| CAREER STATS             |                    | REGULAR SEASON |           |          |           |           |          |           |          |          |          |           |            | PLAYOFFS  |           |           |           |           |
|--------------------------|--------------------|----------------|-----------|----------|-----------|-----------|----------|-----------|----------|----------|----------|-----------|------------|-----------|-----------|-----------|-----------|-----------|
| SEASON                   | TEAM               | LEAGUE         | GP        | G        | A         | P         | +/-      | PIM       | PP       | SH       | GW       | S         | S%         | GP        | G         | A         | P         | PIM       |
| 2015-16                  | OMAHA              | USHL           | 56        | 3        | 28        | 31        | -8       | 36        | 1        | 0        | 0        | 66        | 4.5        | -         | -         | -         | -         | -         |
| 2016-17                  | PROVIDENCE COLLEGE | H-EAST         | 39        | 3        | 17        | 20        | 0        | 12        | 2        | 0        | 1        | 50        | 6.0        | -         | -         | -         | -         | -         |
| 2017-18                  | PROVIDENCE COLLEGE | H-EAST         | 40        | 4        | 21        | 25        | 16       | 18        | 0        | 0        | 0        | 82        | 4.9        | -         | -         | -         | -         | -         |
| 2018-19                  | PROVIDENCE COLLEGE | H-EAST         | 42        | 4        | 24        | 28        | 17       | 8         | 1        | 0        | 0        | 84        | 4.8        | -         | -         | -         | -         | -         |
| 2019-20                  | ROCHESTER          | AHL            | 61        | 4        | 23        | 27        | 8        | 34        | 0        | 1        | 1        | 96        | 4.2        | --        | --        | --        | --        | --        |
| <b>AMERKS/AHL TOTALS</b> |                    |                | <b>61</b> | <b>4</b> | <b>23</b> | <b>27</b> | <b>8</b> | <b>34</b> | <b>0</b> | <b>1</b> | <b>1</b> | <b>96</b> | <b>4.2</b> | <b>--</b> | <b>--</b> | <b>--</b> | <b>--</b> | <b>--</b> |
| COLLEGE TOTALS           |                    |                | 121       | 11       | 64        | 73        | 33       | 38        | 3        | 0        | 1        | 216       | 5.1        | -         | -         | -         | -         | -         |



# BRANDON DAVIDSON

DEFENSE

AUGUST 21, 1991 | TABER, ALBERTA | 6 FT 2 IN | 209 LBS

SHOOTS LEFT

88

Edmonton Oilers' sixth-round selection (162nd overall) in the 2010 NHL Draft. Signed a one-year contract as a free agent with the Buffalo Sabres on October 9, 2020.


CAREER | HIGHLIGHTS

- Set an AHL career high with 20 points (3+17) for the Stockton Heat in 2019-20, leading regular team defensemen in points per game; also appeared in 12 NHL games with the Calgary Flames and San Jose Sharks.
- Awarded the Fred T. Hunt Memorial Award following his first full professional season in 2012-13 as the AHL player best exemplifying "sportsmanship, determination and dedication to hockey."
- Named to the WHL Eastern Conference Second All-Star Team in 2012 after a 49-point campaign as the captain of the Regina Pats in his final junior season.
- Made his NHL playoff debut with three games for the Canadiens in 2017.
- Ranked third among Regina skaters and tied for 11th among all WHL defensemen with a career-high 51 points (8+43) in 2010-11.
- Played in a career-high 51 NHL games in 2015-16, leading the Edmonton Oilers with a plus-7 rating.
- Selected as Regina's Rookie of the Year in 2010 after leading the team's rookies with 34 points and ranking third among all Pats with 33 assists.
- Made his NHL debut with the Oilers on Dec. 10, 2014 at Anaheim and scored his first NHL goal on March 30, 2015 at Colorado.

CAREER STATS | REGULAR SEASON

PLAYOFFS

| SEASON  | TEAM          | LEAGUE | GP  | G  | A  | P  | +/- | PIM | PP | SH | GW | S   | S%   | GP | G | A | P | PIM |
|---------|---------------|--------|-----|----|----|----|-----|-----|----|----|----|-----|------|----|---|---|---|-----|
| 2009-10 | REGINA        | WHL    | 59  | 1  | 33 | 34 | 15  | 37  | 1  | 0  | 0  | -   | -    | -  | - | - | - | -   |
| 2010-11 | REGINA        | WHL    | 72  | 8  | 43 | 51 | -5  | 71  | 5  | 0  | 0  | -   | -    | -  | - | - | - | -   |
|         | OKLAHOMA CITY | AHL    | 1   | 0  | 0  | 0  | 1   | 0   | 0  | 0  | 0  | 1   | 0.0  | 1  | 0 | 0 | 0 | 0   |
| 2011-12 | REGINA        | WHL    | 69  | 13 | 36 | 49 | 26  | 83  | 4  | 0  | 1  | -   | -    | 4  | 0 | 1 | 1 | 6   |
|         | OKLAHOMA CITY | AHL    | 26  | 2  | 3  | 5  | 4   | 14  | 0  | 0  | 0  | 36  | 5.6  | 17 | 0 | 6 | 6 | 2   |
|         | STOCKTON      | ECHL   | 11  | 7  | 5  | 12 | 7   | 4   | 3  | 0  | 3  | 28  | 25.0 | -  | - | - | - | -   |
| 2013-14 | OKLAHOMA CITY | AHL    | 68  | 5  | 8  | 13 | -5  | 58  | 0  | 0  | 2  | 86  | 5.8  | 3  | 0 | 1 | 1 | 0   |
| 2014-15 | OKLAHOMA CITY | AHL    | 55  | 4  | 6  | 10 | 10  | 43  | 0  | 0  | 2  | 97  | 4.1  | 10 | 1 | 1 | 2 | 12  |
|         | EDMONTON      | NHL    | 12  | 1  | 0  | 1  | -5  | 0   | 0  | 0  | 0  | 7   | 14.3 | -  | - | - | - | -   |
| 2015-16 | EDMONTON      | NHL    | 51  | 4  | 7  | 11 | 7   | 20  | 2  | 1  | 0  | 63  | 6.4  | -  | - | - | - | -   |
| 2016-17 | EDMONTON      | NHL    | 28  | 0  | 1  | 1  | 1   | 16  | 0  | 0  | 0  | 29  | 0.0  | -  | - | - | - | -   |
|         | MONTREAL      | NHL    | 10  | 0  | 2  | 2  | -3  | 4   | 0  | 0  | 0  | 13  | 0.0  | 3  | 0 | 0 | 0 | 0   |
| 2017-18 | MONTREAL      | NHL    | 13  | 0  | 1  | 1  | -3  | 9   | 0  | 0  | 0  | 13  | 0.0  | -  | - | - | - | -   |
|         | EDMONTON      | NHL    | 23  | 3  | 1  | 4  | -2  | 10  | 0  | 0  | 0  | 28  | 10.7 | -  | - | - | - | -   |
|         | NY ISLANDERS  | NHL    | 15  | 1  | 1  | 2  | -8  | 4   | 0  | 0  | 0  | 22  | 4.6  | -  | - | - | - | -   |
| 2018-19 | CHICAGO       | NHL    | 10  | 0  | 1  | 1  | -4  | 15  | 0  | 0  | 0  | 7   | 0.0  | -  | - | - | - | -   |
|         | ROCKFORD      | AHL    | 6   | 1  | 0  | 1  | 0   | 5   | 0  | 0  | 1  | 13  | 7.7  | -  | - | - | - | -   |
| 2019-20 | STOCKTON      | AHL    | 34  | 3  | 17 | 20 | 6   | 19  | 1  | 0  | 0  | 78  | 3.8  | -  | - | - | - | -   |
|         | CALGARY       | NHL    | 7   | 0  | 0  | 0  | -2  | 0   | 0  | 0  | 0  | 13  | 0.0  | -  | - | - | - | -   |
|         | SAN JOSE      | NHL    | 5   | 0  | 0  | 0  | -1  | 0   | 0  | 0  | 0  | 4   | 0.0  | -  | - | - | - | -   |
|         | AHL TOTALS    |        | 190 | 15 | 34 | 49 | -16 | 139 | 1  | 0  | 5  | 311 | 4.8  | 31 | 1 | 8 | 9 | 14  |
|         | NHL TOTALS    |        | 174 | 9  | 14 | 23 | -20 | 78  | 2  | 0  | 0  | 199 | 4.5  | 3  | 0 | 0 | 0 | 0   |



# JEAN-SEBASTIAN DEA CENTER

FEBRUARY 8, 1994 | LAVAL, QUEBEC | 5 FT 11 IN | 168 LBS

SHOOTS LEFT

39

Undrafted. Signed a two-year contract as an undrafted free agent with the Buffalo Sabres on July 1, 2019.

## CAREER | HIGHLIGHTS

- In 57 games with the Rochester Americans (AHL) in 2019-20, led the team in assists (24) and points (39) and tied for the lead in goals (15); also appeared in three games with the Sabres.
- Made his NHL debut with Pittsburgh on April 9, 2017 at NY Rangers; appeared in five NHL games for the Penguins during the next season, scoring his first career goal – a game-winner – on Jan. 23, 2018 vs. Carolina.
- Appeared in a career-high 23 NHL games with the Pittsburgh Penguins and New Jersey Devils in 2018-19, also setting career-high totals with four goals, two assists and six points.
- Led all Rouyn-Noranda Huskies (QMJHL) in goals and ranked second in points in both the 2012-13 and 2013-14 seasons; also ranked among the league's top 10 goal scorers in both seasons.
- Totaled 44 points (17+27) despite playing in just 46 AHL games in 2018-19; his career-best .96 points per game ranked 20th among AHL players with at least 40 games played.
- Helped the Huskies to the QMJHL semifinals in 2013, leading the team and ranking sixth in the league with 12 playoff goals.
- Set AHL career highs in assists (32) and points (50) in the 2017-18 season with the Wilkes-Barre/Scranton Penguins, ranking second on the team in both categories.

## CAREER STATS | REGULAR SEASON

## PLAYOFFS

| SEASON               | TEAM                  | LEAGUE | GP        | G         | A         | P         | +/-      | PIM       | PP       | SH       | GW       | S          | S%          | GP | G  | A  | P  | PIM |
|----------------------|-----------------------|--------|-----------|-----------|-----------|-----------|----------|-----------|----------|----------|----------|------------|-------------|----|----|----|----|-----|
| 2011-12              | ROUYN-NORANDA         | QMJHL  | 50        | 17        | 15        | 32        | -5       | 42        | 4        | 0        | 3        | 71         | 23.9        | 4  | 1  | 2  | 3  | 0   |
| 2012-13              | ROUYN-NORANDA         | QMJHL  | 68        | 45        | 40        | 85        | 21       | 59        | 25       | 2        | 4        | 157        | 28.7        | 14 | 12 | 9  | 21 | 24  |
| 2013-14              | ROUYN-NORANDA         | QMJHL  | 65        | 49        | 26        | 75        | 4        | 53        | 17       | 6        | 8        | 249        | 19.7        | 9  | 6  | 3  | 9  | 12  |
|                      | WILKES-BARRE/SCRANTON | AHL    | 1         | 0         | 0         | 0         | 0        | 0         | 0        | 0        | 0        | 1          | 0.0         | -  | -  | -  | -  | -   |
| 2014-15              | WILKES-BARRE/SCRANTON | AHL    | 43        | 10        | 11        | 21        | 1        | 16        | 7        | 0        | 3        | 88         | 11.4        | 4  | 0  | 0  | 0  | 2   |
|                      | WHEELING              | ECHL   | 14        | 4         | 3         | 7         | 2        | 6         | 1        | 0        | 0        | 47         | 8.5         | -  | -  | -  | -  | -   |
| 2015-16              | WILKES-BARRE/SCRANTON | AHL    | 75        | 20        | 16        | 36        | 13       | 36        | 4        | 0        | 5        | 147        | 13.6        | 10 | 0  | 0  | 0  | 18  |
| 2016-17              | WILKES-BARRE/SCRANTON | AHL    | 73        | 18        | 16        | 34        | 13       | 59        | 2        | 0        | 5        | 124        | 14.5        | 5  | 2  | 1  | 3  | 4   |
|                      | PITTSBURGH            | NHL    | 1         | 0         | 0         | 0         | 0        | 2         | 0        | 0        | 0        | 1          | 0.0         | -  | -  | -  | -  | -   |
| 2017-18              | WILKES-BARRE/SCRANTON | AHL    | 70        | 18        | 32        | 50        | 20       | 69        | 3        | 4        | 1        | 145        | 12.4        | 3  | 0  | 1  | 1  | 0   |
|                      | PITTSBURGH            | NHL    | 5         | 1         | 0         | 1         | 1        | 2         | 0        | 0        | 1        | 1          | 100.0       | -  | -  | -  | -  | -   |
| 2018-19              | WILKES-BARRE/SCRANTON | AHL    | 26        | 6         | 16        | 22        | -6       | 40        | 3        | 0        | 1        | 71         | 8.5         | -  | -  | -  | -  | -   |
|                      | SPRINGFIELD           | AHL    | 20        | 11        | 11        | 22        | -6       | 18        | 5        | 0        | 1        | 47         | 23.4        | -  | -  | -  | -  | -   |
|                      | PITTSBURGH            | NHL    | 3         | 1         | 0         | 1         | 1        | 2         | 0        | 0        | 0        | 2          | 50.0        | -  | -  | -  | -  | -   |
|                      | NEW JERSEY            | NHL    | 20        | 3         | 2         | 5         | -1       | 6         | 0        | 0        | 1        | 27         | 11.1        | -  | -  | -  | -  | -   |
| 2019-20              | ROCHESTER             | AHL    | 57        | 15        | 24        | 39        | 6        | 32        | 5        | 2        | 2        | 113        | 13.3        | -- | -- | -- | -- | --  |
|                      | BUFFALO               | NHL    | 3         | 0         | 0         | 0         | 0        | 0         | 0        | 0        | 0        | 0          | 0.0         | -  | -  | -  | -  | -   |
| <b>AMERKS TOTALS</b> |                       |        | <b>57</b> | <b>15</b> | <b>24</b> | <b>39</b> | <b>6</b> | <b>32</b> | <b>5</b> | <b>2</b> | <b>2</b> | <b>113</b> | <b>13.3</b> | -- | -- | -- | -- | --  |
| AHL TOTALS           |                       |        | 365       | 98        | 126       | 224       | 41       | 270       | 29       | 6        | 18       | 736        | 13.3        | 22 | 2  | 2  | 4  | 24  |
| NHL TOTALS           |                       |        | 32        | 5         | 2         | 7         | 1        | 12        | 0        | 0        | 2        | 31         | 16.1        | -  | -  | -  | -  | -   |



# DAWSON DIPIETRO

LEFT WING

NOVEMBER 15, 1995 | MEDINA, OHIO | 5 FT 11 IN | 170 LBS | SHOOTS LEFT

90

Undrafted. Signed a one-year, entry-level NHL contract as an undrafted free agent with the Buffalo Sabres on March 23, 2020.

## CAREER | HIGHLIGHTS

- Ranked second among Western Michigan (NCHC) skaters in both goals and points during his senior season with the Broncos in 2019-20; also ranked third on the team in assists.
- Named to the NCHC Academic All-Conference Team in both 2019 and 2020.
- Earned an NCHC All-Star honorable mention and was selected as the Broncos' Co-Most Valuable Player as a sophomore in 2017-18 after leading the team with 35 points and setting career-best totals in both goals (13) and assists (22).
- Recorded an assist in his collegiate debut on Oct. 14, 2016 at Bowling Green.
- Played two NAHL seasons before beginning his collegiate career, tying for 15th in league scoring with 52 points (18+34) in 59 games in 2015-16.

| CAREER STATS   |                  | REGULAR SEASON |     |    |    |    |     |     |    |    |    |     |      | PLAYOFFS |   |   |   |     |
|----------------|------------------|----------------|-----|----|----|----|-----|-----|----|----|----|-----|------|----------|---|---|---|-----|
| SEASON         | TEAM             | LEAGUE         | GP  | G  | A  | P  | +/- | PIM | PP | SH | GW | S   | S%   | GP       | G | A | P | PIM |
| 2014-15        | TOPEKA           | NAHL           | 8   | 2  | 2  | 4  | 3   | 2   | 0  | 0  | 0  | 21  | 9.5  | -        | - | - | - | -   |
|                | COULEE           | NAHL           | 41  | 9  | 11 | 20 | 4   | 56  | 1  | 0  | 2  | 99  | 9.1  | 5        | 1 | 0 | 1 | 6   |
| 2015-16        | AUSTIN           | NAHL           | 30  | 10 | 18 | 28 | 9   | 50  | 3  | 1  | 2  | 82  | 12.2 | -        | - | - | - | -   |
|                | JANESVILLE       | NAHL           | 29  | 8  | 16 | 24 | 5   | 38  | 0  | 0  | 1  | 96  | 8.3  | 4        | 1 | 0 | 1 | 4   |
| 2016-17        | WESTERN MICHIGAN | NCHC           | 1   | 0  | 1  | 1  | 1   | 0   | 0  | 0  | 0  | 0   | 0.0  | -        | - | - | - | -   |
| 2017-18        | WESTERN MICHIGAN | NCHC           | 36  | 13 | 22 | 35 | -2  | 46  | 6  | 0  | 1  | 108 | 12.0 | -        | - | - | - | -   |
| 2018-19        | WESTERN MICHIGAN | NCHC           | 33  | 9  | 14 | 23 | -1  | 28  | 1  | 0  | 1  | 94  | 9.6  | -        | - | - | - | -   |
| 2019-20        | WESTERN MICHIGAN | NCHC           | 35  | 12 | 17 | 29 | 4   | 46  | 1  | 0  | 1  | 103 | 11.7 | -        | - | - | - | -   |
| COLLEGE TOTALS |                  |                | 105 | 34 | 54 | 88 | 2   | 120 | 8  | 0  | 3  | 305 | 11.4 | -        | - | - | - | -   |
| JUNIOR TOTALS  |                  |                | 108 | 29 | 47 | 76 | 21  | 146 | 4  | 1  | 5  | 298 | 9.7  | 9        | 2 | 0 | 2 | 10  |



## REMI ELIE LEFT WING

APRIL 16, 1995 | CORNWALL, ONTARIO | 6 FT 1 IN | 215 LBS

SHOOTS LEFT


40

Dallas Stars' second-round selection (40th overall) in the 2013 NHL Draft. Signed a one-year American Hockey League contract with the Rochester Americans for the 2020-21 season on January 29, 2021.

### CAREER | HIGHLIGHTS

- Finished his second season with the Rochester Americans (AHL) in 2019-20 with 13 points (8+5) in 34 games.
- Notched one assist in 16 games with the Buffalo Sabres (NHL) during the 2018-19 season; Appeared in his 100th NHL game against Anaheim on Dec. 22, 2018; Claimed off waivers by the Sabres on Oct. 2, 2018.
- Recorded 14 points on eight goals and six assists in 25 games with Rochester in 2018-19.
- Appeared in a career-high 72 games with the Dallas Stars (NHL) in 2017-18, his first full season at the NHL level.
- Scored one goal in four games with the Texas Stars (AHL) in 2017-18 before adding nine points (2+7) in 19 postseason appearances while leading Texas to the Calder Cup Finals.
- Appeared in 18 games with the Dallas Stars in 2016-17
  - Scored first NHL goal on Mar. 12, 2017 against San Jose.
  - Recorded first NHL point with an assist on Mar. 8, 2017 against Ottawa.
  - Made his NHL debut on Mar. 4, 2017 at Florida.
- Totaled 17 points (6+11) in 64 games during his rookie season in Texas in 2016-17; Also, dressed in four postseason contests.
  - Scored his first pro goal on Oct. 18, 2015 at Rockford.
  - Made his Calder Cup Playoff debut on April 21, 2016 vs. San Diego.
- Won an Ontario Hockey League championship London in 2013, scoring four goals and adding four assists in 21 playoff contests.

| CAREER STATS         |            | REGULAR SEASON |           |           |           |           |           |           |          |          |          |            |             | PLAYOFFS |          |          |          |          |
|----------------------|------------|----------------|-----------|-----------|-----------|-----------|-----------|-----------|----------|----------|----------|------------|-------------|----------|----------|----------|----------|----------|
| SEASON               | TEAM       | LEAGUE         | GP        | G         | A         | P         | +/-       | PIM       | PP       | SH       | GW       | S          | S%          | GP       | G        | A        | P        | PIM      |
| 2011-12              | HAWKESBURY | CCHL           | 59        | 21        | 25        | 46        | -         | 39        | 7        | 0        | -        | -          | -           | 9        | 5        | 4        | 9        | 12       |
| 2012-13              | LONDON     | OHL            | 65        | 7         | 10        | 17        | 7         | 34        | 7        | 0        | 4        | -          | -           | 21       | 4        | 4        | 8        | 8        |
| 2013-14              | LONDON     | OHL            | 6         | 1         | 2         | 3         | -1        | 4         | 0        | 0        | 0        | -          | -           | -        | -        | -        | -        | -        |
|                      | BELLEVILLE | OHL            | 61        | 28        | 37        | 65        | -12       | 44        | 10       | 0        | 2        | -          | -           | -        | -        | -        | -        | -        |
| 2014-15              | BELLEVILLE | OHL            | 35        | 14        | 20        | 34        | 4         | 24        | 5        | 2        | 3        | -          | -           | -        | -        | -        | -        | -        |
|                      | ERIE       | OHL            | 28        | 16        | 26        | 42        | 23        | 14        | 2        | 0        | 2        | -          | -           | 20       | 4        | 20       | 24       | 20       |
| 2015-16              | TEXAS      | AHL            | 64        | 6         | 11        | 17        | -6        | 51        | 1        | 0        | 1        | 79         | 7.6         | 4        | 0        | 0        | 0        | 0        |
| 2016-17              | DALLAS     | NHL            | 18        | 1         | 6         | 7         | 5         | 8         | 0        | 0        | 0        | 15         | 6.67        | -        | -        | -        | -        | -        |
|                      | TEXAS      | AHL            | 53        | 9         | 19        | 28        | -3        | 27        | 1        | 1        | 0        | 83         | 10.8        | -        | -        | -        | -        | -        |
| 2017-18              | DALLAS     | NHL            | 72        | 6         | 8         | 14        | 5         | 18        | 0        | 0        | 1        | 70         | 8.57        | -        | -        | -        | -        | -        |
|                      | TEXAS      | AHL            | 4         | 1         | 0         | 1         | 3         | 6         | 0        | 0        | 1        | 7          | 14.3        | 19       | 2        | 7        | 9        | 10       |
| 2018-19              | BUFFALO    | NHL            | 16        | 0         | 1         | 1         | -3        | 2         | 0        | 0        | 0        | 9          | 0           | -        | -        | -        | -        | -        |
|                      | ROCHESTER  | AHL            | 25        | 8         | 6         | 14        | 2         | 14        | 2        | 1        | 1        | 53         | 15.1        | 3        | 0        | 0        | 0        | 0        |
| 2019-20              | ROCHESTER  | AHL            | 34        | 8         | 5         | 13        | -6        | 10        | 1        | 0        | 1        | 61         | 13.1        | --       | --       | --       | --       | --       |
| <b>AMERKS TOTALS</b> |            |                | <b>59</b> | <b>16</b> | <b>11</b> | <b>27</b> | <b>-4</b> | <b>24</b> | <b>3</b> | <b>1</b> | <b>2</b> | <b>114</b> | <b>14.0</b> | <b>3</b> | <b>0</b> | <b>0</b> | <b>0</b> | <b>0</b> |
| AHL TOTALS           |            |                | 180       | 32        | 41        | 73        | -9        | 118       | 5        | 2        | 4        | 283        | 11.3        | 26       | 2        | 7        | 9        | 10       |
| NHL TOTALS           |            |                | 106       | 7         | 15        | 22        | 7         | 28        | 0        | 0        | 1        | 94         | 43.8        | -        | -        | -        | -        | -        |



# CASEY FITZGERALD

DEFENSE

FEBRUARY 25, 1997 | NORTH READING, MASS. | 5 FT 11 IN | 178 LBS | SHOOTS RIGHT

5

Buffalo Sabres' third-round selection (86th overall) in the 2016 NHL Draft. Signed a two-year, entry-level NHL contract with the Buffalo Sabres for the 2019-20 season on March 26, 2019.

## CAREER | HIGHLIGHTS

- Recorded eight points (2+6) in 25 games playing as both a forward and defenseman in his first full professional season with the Rochester Americans (AHL) in 2019-20.
- Made his professional debut in 2018-19, tallying three points (1+2) in four AHL games with the Americans following the completion of his collegiate career.
- Recorded two assists in his first professional contest on March 30, 2019 at Binghamton and scored his first professional goal in the Amerks' regular-season finale on April 14, 2019 at Belleville.
- Played four seasons with Boston College (Hockey East), serving as a team captain during his junior and senior seasons and missing just six games during his entire collegiate career.
- Earned a spot on the Hockey East All-Rookie Team in 2015-16, earned Hockey East Best Defensive Defenseman honors and was selected to the Hockey East Second All-Star Team in 2017-18, and was named a Hockey East All-Star Honorable Mention in 2018-19.

- Led all Eagles in shots on goal (102), blocked shots (43) and power-play assists (7) while captaining the team to a Hockey East regular-season title in 2017-18.
- Led Boston College defensemen with a career-best 27 points (4+23) as a freshman in 2015-16, ranking 11th among all NCAA defensemen that season.
- Has represented the United States in three international tournaments, winning a gold medal each time: 2014 IIHF World Under-17 Hockey Challenge, 2015 IIHF Under-18 World Championship and 2017 IIHF World Junior Championship.

| CAREER STATS             |                | REGULAR SEASON |            |           |           |           |           |            |          |          |          |            |            | PLAYOFFS |    |    |    |     |
|--------------------------|----------------|----------------|------------|-----------|-----------|-----------|-----------|------------|----------|----------|----------|------------|------------|----------|----|----|----|-----|
| SEASON                   | TEAM           | LEAGUE         | GP         | G         | A         | P         | +/-       | PIM        | PP       | SH       | GW       | S          | S%         | GP       | G  | A  | P  | PIM |
| 2013-14                  | USNTDP         | USHL           | 33         | 2         | 1         | 3         | -10       | 18         | 0        | 1        | 0        | 42         | 4.8        | -        | -  | -  | -  | -   |
|                          | UNITED STATES  | WJ17           | 6          | 0         | 2         | 2         | -         | 2          | 0        | 0        | 0        | -          | 0.0        | -        | -  | -  | -  | -   |
| 2014-15                  | USNTDP         | USHL           | 22         | 3         | 5         | 8         | 16        | 53         | 0        | 0        | 0        | 22         | 13.6       | -        | -  | -  | -  | -   |
|                          | UNITED STATES  | WJ18           | 7          | 1         | 3         | 4         | 12        | 4          | 0        | 0        | 0        | 8          | 12.5       | -        | -  | -  | -  | -   |
| 2015-16                  | BOSTON COLLEGE | H-EAST         | 39         | 4         | 23        | 27        | 27        | 46         | 3        | 0        | 0        | 51         | 7.8        | -        | -  | -  | -  | -   |
| 2016-17                  | BOSTON COLLEGE | H-EAST         | 37         | 5         | 17        | 22        | 7         | 46         | 2        | 0        | 2        | 53         | 9.4        | -        | -  | -  | -  | -   |
|                          | UNITED STATES  | WJC            | 7          | 0         | 3         | 3         | -1        | 6          | 0        | 0        | 0        | 6          | 0.0        | -        | -  | -  | -  | -   |
| 2017-18                  | BOSTON COLLEGE | H-EAST         | 36         | 6         | 13        | 19        | -2        | 45         | 2        | 0        | 2        | 102        | 5.9        | -        | -  | -  | -  | -   |
| 2018-19                  | BOSTON COLLEGE | H-EAST         | 39         | 2         | 12        | 14        | -6        | 26         | 0        | 0        | 0        | 98         | 2.0        | -        | -  | -  | -  | -   |
|                          | ROCHESTER      | AHL            | 4          | 1         | 2         | 3         | 1         | 0          | 0        | 0        | 0        | 4          | 0.0        | --       | -- | -- | -- | --  |
| 2019-20                  | ROCHESTER      | AHL            | 25         | 2         | 6         | 8         | 3         | 30         | 0        | 0        | 0        | 35         | 5.7        | --       | -- | -- | -- | --  |
| <b>AMERKS/AHL TOTALS</b> |                |                | <b>29</b>  | <b>3</b>  | <b>8</b>  | <b>11</b> | <b>4</b>  | <b>30</b>  | <b>0</b> | <b>0</b> | <b>0</b> | <b>39</b>  | <b>7.7</b> | --       | -- | -- | -- | --  |
| <b>COLLEGE TOTALS</b>    |                |                | <b>151</b> | <b>17</b> | <b>65</b> | <b>82</b> | <b>26</b> | <b>124</b> | <b>7</b> | <b>0</b> | <b>4</b> | <b>304</b> | <b>5.6</b> | -        | -  | -  | -  | -   |



# STEVEN FOGARTY RIGHT WING

APRIL 19, 1993 | CHAMBERSBURG, PA | 6 FT 3 IN | 204 LBS

SHOOTS RIGHT

17

New York Rangers' third-round selection (72nd overall) in the 2011 NHL Draft. Signed a one-year contract as a free agent with the Buffalo Sabres on October 19, 2020.

## CAREER | HIGHLIGHTS

- Has appeared in 18 NHL games in parts of three seasons with the New York Rangers.
- Made his NHL playoff debut with the Rangers on Aug. 3, 2020 at Carolina.
- Served as captain of the Hartford Wolf Pack (AHL) in his fifth season with the team in 2019-20.
- Ranked third among regular Hartford skaters in points per game in the 2018-19 and 2019-20 seasons.
- Skated in a career-high 10 NHL games in 2018-19; also recorded career-high totals in goals (21), assists (31) and points (52) with the Wolf Pack that season.
- Made his NHL debut on April 7, 2018 at Philadelphia.
- In his first full professional season in 2016-17, led Hartford rookies with seven goals and ranked second among team rookies with 20 points.
- Joined the Wolf Pack for three games in 2015-16 after completing his collegiate career; recorded an assist in his first professional game on April 1, 2016 vs. Hershey.
- Served as captain in his junior and senior seasons at the University of Notre Dame (2014-15 and 2015-16).
- Established collegiate career highs in goals (10), assists (13) and points (23) as a senior for Notre Dame in 2015-16, including his first collegiate hat trick on Oct. 16, 2015 at Penn State.
- Helped Notre Dame to a CCHA championship as a freshman in 2012-13.
- Won a BCHL championship and was named to the league's All-Rookie Team in his lone season with the Penticton Vees in 2011-12.

## CAREER STATS | REGULAR SEASON

| REGULAR SEASON |            |        |     |    |    |     |     |     |    |    |    |     |      | PLAYOFFS |   |   |   |     |
|----------------|------------|--------|-----|----|----|-----|-----|-----|----|----|----|-----|------|----------|---|---|---|-----|
| SEASON         | TEAM       | LEAGUE | GP  | G  | A  | P   | +/- | PIM | PP | SH | GW | S   | S%   | GP       | G | A | P | PIM |
| 2011-12        | PENTICTON  | BCHL   | 60  | 33 | 49 | 82  | -   | 32  | 6  | 4  | 11 | -   | -    | 15       | 4 | 4 | 8 | 12  |
| 2012-13        | NOTRE DAME | CCHA   | 41  | 5  | 5  | 10  | 1   | 4   | 2  | 0  | 2  | 50  | 10.0 | -        | - | - | - | -   |
| 2013-14        | NOTRE DAME | H-EAST | 33  | 3  | 8  | 11  | 1   | 10  | 0  | 0  | 0  | 56  | 5.4  | -        | - | - | - | -   |
| 2014-15        | NOTRE DAME | H-EAST | 39  | 9  | 12 | 21  | 8   | 6   | 3  | 0  | 0  | 85  | 10.6 | -        | - | - | - | -   |
| 2015-16        | NOTRE DAME | H-EAST | 37  | 10 | 13 | 23  | 7   | 26  | 1  | 0  | 1  | 85  | 11.8 | -        | - | - | - | -   |
|                | HARTFORD   | AHL    | 3   | 0  | 1  | 1   | 0   | 0   | 0  | 0  | 0  | 2   | 0.0  | -        | - | - | - | -   |
| 2016-17        | HARTFORD   | AHL    | 66  | 7  | 13 | 20  | -8  | 21  | 0  | 0  | 1  | 63  | 11.1 | -        | - | - | - | -   |
| 2017-18        | HARTFORD   | AHL    | 63  | 9  | 11 | 20  | -28 | 22  | 1  | 2  | 2  | 94  | 9.6  | -        | - | - | - | -   |
|                | NY RANGERS | NHL    | 1   | 0  | 0  | 0   | 0   | 2   | 0  | 0  | 0  | 1   | 0.0  | -        | - | - | - | -   |
| 2018-19        | HARTFORD   | AHL    | 66  | 21 | 31 | 52  | -21 | 50  | 5  | 3  | 2  | 117 | 17.9 | -        | - | - | - | -   |
|                | NY RANGERS | NHL    | 10  | 0  | 0  | 0   | -1  | 0   | 0  | 0  | 0  | 9   | 0.0  | -        | - | - | - | -   |
| 2019-20        | HARTFORD   | AHL    | 54  | 13 | 24 | 37  | 2   | 30  | 1  | 3  | 3  | 90  | 14.4 | -        | - | - | - | -   |
|                | NY RANGERS | NHL    | 7   | 0  | 0  | 0   | -1  | 0   | 0  | 0  | 0  | 2   | 0.0  | 1        | 0 | 0 | 0 | 0   |
| AHL TOTALS     |            |        | 252 | 50 | 80 | 130 | -55 | 123 | 7  | 8  | 8  | 366 | 13.7 | -        | - | - | - | -   |
| NHL TOTALS     |            |        | 18  | 0  | 0  | 0   | -2  | 2   | 0  | 0  | 0  | 12  | 0.0  | 1        | 0 | 0 | 0 | 0   |





# DOMINIC FRANCO

CENTER

JANUARY 7, 1996 | PORTSMOUTH, RHODE ISLAND | 6 FT 5 IN | 218 LBS | SHOOTS RIGHT

29

Undrafted. Signed a one-year American Hockey League contract with the Rochester Americans on April 28, 2020.

## CAREER | HIGHLIGHTS

- Completed his senior season at West Point (AHA) in 2019-20, leading all Army skaters in scoring for the third-straight year with 23 points (10+13) in 33 games.
- Reached the 10-goal mark for the third straight year while posting a team-high 13 assists and was one of seven players to skate in all 33 games as team captain in 2019-20 for West Point.
- Army's leading goal-scorer in 2018-19 with 14 goals in 38 games while adding eight assists for a total of 22 points; making him one of five players with 20 or more points this season.
- During his sophomore campaign in 2017-18, Franco led the Black Knights with 30 points (12+18), scored six goals on the power play, recorded six multi-point games with two multi-assist performances and finished the year with 34 blocked shots.
- Named to the AHA All-Rookie Team in 2016-17 after totaling 22 points on the year with nine goals, 13 assists and finishing out the season with a plus/minus rating of plus-12 for the second-best mark on the team in that category.
- Spent the 2015-16 season playing for the Langley Rivermen of the British Columbia Hockey League and appeared in 47 games while notching 28 points (13+15).

## CAREER STATS | REGULAR SEASON

| SEASON         |  | TEAM             | LEAGUE | GP  | G  | A  | P  | +/- | PIM | PP | SH | GW | S   | S%   | PLAYOFFS |   |   |   |     |   |
|----------------|--|------------------|--------|-----|----|----|----|-----|-----|----|----|----|-----|------|----------|---|---|---|-----|---|
|                |  |                  |        |     |    |    |    |     |     |    |    |    |     |      | GP       | G | A | P | PIM |   |
| 2015-16        |  | LANGLEY RIVERMEN | BCHL   | 47  | 13 | 15 | 28 | -   | 57  | -  | -  | -  | -   | -    | 5        | 0 | 3 | 3 | 4   |   |
| 2016-17        |  | ARMY             | AHA    | 34  | 9  | 13 | 22 | 13  | 24  | 3  | 2  | 0  | 61  | 14.8 | -        | - | - | - | -   |   |
| 2017-18        |  | ARMY             | AHA    | 36  | 12 | 18 | 30 | 0   | 33  | 6  | 0  | 1  | 77  | 15.6 | -        | - | - | - | -   |   |
| 2018-19        |  | ARMY             | AHA    | 38  | 14 | 8  | 22 | -8  | 62  | 9  | 0  | 3  | 99  | 14.1 | -        | - | - | - | -   |   |
| 2019-20        |  | ARMY             | AHA    | 33  | 10 | 13 | 23 | 5   | 40  | 4  | 1  | 1  | 85  | 11.8 | -        | - | - | - | -   |   |
| COLLEGE TOTALS |  |                  |        | 141 | 45 | 52 | 97 | 10  | 159 | 22 | 3  | 5  | 322 | 14.0 | -        | - | - | - | -   |   |
| JUNIOR TOTALS  |  |                  |        | 47  | 13 | 15 | 28 | -   | 57  | -  | -  | -  | -   | -    | -        | 5 | 0 | 3 | 3   | 4 |



# MICHAEL HOUSER GOALTENDER

SEPTEMBER 13, 1992 | YOUNGSTOWN, OHIO | 6 FT 2 IN | 191 LBS | CATCHES LEFT

41

Undrafted. Signed a one-year American Hockey League contract with the Rochester Americans on September 11, 2018. Re-signed a one-year AHL contract with Rochester on September 9, 2020.

## CAREER | HIGHLIGHTS

- Posted a 16-5-5 record and 545 saves in 26 games during his fifth season with the Cincinnati Cyclones (ECHL) in 2019-20.
- Ranked fifth among qualified goaltenders in 2019-20 with a 2.27 goals-against average and tied for 14th in wins.
- Named the 2018-19 ECHL Goaltender of the Year and an All-ECHL First Team selection after leading all netminders with a record of 29-7-4-1, along with a 2.13 goals-against average, a .922 save percentage and a pair of shutouts with the Cincinnati Cyclones (ECHL).
- Spent nearly all of the 2017-18 season with the Fort Wayne Komets (ECHL), boasting a 28-11-0 record and two shutouts, while posting pro career-highs in wins (28), saves (2,552) and games played (45).
- Went 22-14-1 in 41 games with the Cincinnati Cyclones (ECHL) in 2016-17 and earned a pair of shutouts to go along with a 2.58 goals-against average and a .919 save percentage.
- During his rookie season in the ECHL in 2012-13, posted a 17-10-2 record with Cincinnati along with a .917 save percentage and a 2.55 goals-against average.
- In final campaign with the London Knights (OHL) in 2011-12, led all OHL netminders with a career-high 62 games played, 1,862 saves, 3,698 minutes played and 46 wins, was tied for second with a personal-best six shutouts and was named the OHL's Most Outstanding Player (Red Tilson Trophy), Goaltender of the Year and First All-Star Team selection.

## CAREER STATS | REGULAR SEASON

| REGULAR SEASON |             |        |     |     |    |    |    |     |       |      |        | PLAYOFFS |    |    |    |    |       |      |       |
|----------------|-------------|--------|-----|-----|----|----|----|-----|-------|------|--------|----------|----|----|----|----|-------|------|-------|
| SEASON         | TEAM        | LEAGUE | GP  | W   | L  | OT | SO | GA  | SV%   | GAA  | MIN    | GP       | W  | L  | SO | GA | SV%   | GAA  | MIN   |
| 2008-09        | DES MOINES  | USHL   | 32  | 5   | 18 | 0  | 0  | 102 | .902  | 4.02 | 1,523  | -        | -  | -  | -  | -  | -     | -    | -     |
| 2009-10        | LONDON      | OHL    | 25  | 17  | 4  | 1  | 0  | 75  | .900  | 3.10 | 1,450  | 3        | 0  | 0  | 0  | 7  | .825  | 2.25 | 53    |
| 2010-11        | LONDON      | OHL    | 54  | 30  | 19 | 5  | 1  | 171 | .904  | 2.71 | 3,088  | 6        | 2  | 4  | 0  | 0  | .940  | 2.71 | 332   |
| 2011-12        | LONDON      | OHL    | 29  | 46  | 15 | 1  | 6  | 152 | .925  | 2.47 | 3,698  | 19       | 16 | 3  | 1  | 44 | .928  | 2.25 | 1,173 |
| 2012-13        | CINCINNATI  | ECHL   | 29  | 17  | 10 | 2  | 2  | 72  | .917  | 2.55 | 1,694  | -        | -  | -  | -  | -  | -     | -    | -     |
| 2013-14        | SAN ANTONIO | AHL    | 28  | 12  | 13 | 1  | 1  | 75  | .903  | 3.05 | 1,473  | -        | -  | -  | -  | -  | -     | -    | -     |
|                | CINCINNATI  | ECHL   | 12  | 5   | 6  | 1  | 1  | 27  | .924  | 2.24 | 724    | 17       | 9  | 8  | 1  | 43 | .915  | 2.24 | 1,154 |
| 2014-15        | SAN ANTONIO | AHL    | 37  | 19  | 9  | 4  | 2  | 98  | .900  | 2.83 | 2,081  | 1        | 0  | 1  | 0  | 4  | .897  | 3.75 | 64    |
| 2015-16        | ONTARIO     | AHL    | 6   | 1   | 4  | 0  | 0  | 13  | .903  | 2.43 | 321    | 1        | 0  | 0  | 0  | 0  | 1.000 | 0.00 | 20    |
|                | MANCHESTER  | ECHL   | 16  | 10  | 4  | 2  | 0  | 43  | .912  | 2.68 | 963    | -        | -  | -  | -  | -  | -     | -    | -     |
| 2016-17        | CLEVELAND   | AHL    | 1   | 0   | 0  | 0  | 0  | 1   | .750  | 3.00 | 20     | -        | -  | -  | -  | -  | -     | -    | -     |
|                | CINCINNATI  | ECHL   | 41  | 22  | 14 | 1  | 2  | 99  | .919  | 2.58 | 2,300  | -        | -  | -  | -  | -  | -     | -    | -     |
| 2017-18        | FORT WAYNE  | ECHL   | 45  | 28  | 11 | 0  | 2  | 116 | .909  | 2.73 | 1,163  | 17       | 1  | 7  | 0  | 44 | .914  | 2.44 | 1,081 |
|                | TUCSON      | AHL    | 1   | 0   | 0  | 0  | 0  | 0   | 1.000 | 0.00 | 9      | -        | -  | -  | -  | -  | -     | -    | -     |
| 2018-19        | CINCINNATI  | ECHL   | 41  | 29  | 7  | 5  | 2  | 85  | .922  | 2.13 | 2,394  | 11       | 5  | 6  | 1  | 26 | .923  | 2.40 | 649   |
| 2019-20        | CINCINNATI  | ECHL   | 26  | 16  | 5  | 5  | 2  | 59  | .902  | 2.27 | 1,556  | -        | -  | -  | -  | -  | -     | -    | -     |
|                | AHL TOTALS  |        | 73  | 32  | 26 | 4  | 3  | 187 | .901  | 2.87 | 3,904  | 2        | 0  | 1  | 0  | 4  | .911  | 2.87 | 84    |
|                | ECHL TOTALS |        | 210 | 125 | 57 | 22 | 11 | 501 | .915  | 2.47 | 12,182 | 45       | 24 | 21 | 2  | 11 | .917  | 2.35 | 2,884 |



# JONAS JOHANSSON GOALTENDER

SEPTEMBER 19, 1995 | GAVLE, SWEDEN | 6 FT 5 IN | 220 LBS

CATCHES LEFT

31

Buffalo Sabres' third-round selection (61st overall) in the 2014 NHL Draft. Signed a three-year, entry-level NHL contract with Buffalo on May 31, 2017.

## CAREER | HIGHLIGHTS

- Went 14-4-3 in 22 AHL games with the Rochester Americans (AHL) in 2019-20, ranking in the top 10 in the league in goals-against average (6th) and save percentage (7th); named to the 2020 AHL All-Star Classic and earned Amerks team MVP honors.
- Made his NHL debut with 13 saves on 14 shots (.929) in 29:34 of action during his first of six appearances for the Sabres on Feb. 4, 2020 vs. Colorado.
- Turned aside 25 of 26 shots to earn his first NHL win on Feb. 23, 2020 vs. Winnipeg.
- Played 10 games with the Americans in 2018-19, posting career-best AHL numbers in save percentage (.926) and goals-against average (2.26), and logging a 4-1-0 record; also went 18-5-3 in his second season with the Cincinnati Cyclones (ECHL).
- Appeared in seven games with Rochester for the second consecutive season in 2017-18, posting a 4-3-0 record; spent the rest of the season with the Cyclones.
- Started all five games for Cincinnati in the first-round playoff series against Fort Wayne and made 68 saves in his professional postseason debut on April 14, 2018 at Fort Wayne.

- Spent the majority of the 2016-17 campaign with Almtuna IS of HockeyAllsvenskan in Sweden, going 17-18-0 in 37 appearances with three shutouts while posting a 2.26 goals-against average and a .912 save percentage.
- Also appeared in two games with Brynäs IF of the Swedish Hockey League in 2016-17, earning a 1-1-0 record with a 2.00 goals-against average and a .920 save percentage.
- Finished the 2016-17 season with Rochester and posted his first AHL win with 28 saves in his Amerks debut on March 25, 2017 at Binghamton.
- Spent his first full professional season with Almtuna in 2015-16, logging a 24-17-2 record and a .913 save percentage in 42 games in Sweden's second division.
- Made his professional debut in 2013-14, posting a 2-2-0 record with a .914 save percentage in four games with Brynäs.
- Represented Sweden at the 2013 IIHF Under-18 World Championship in Sochi, Russia; posted a .931 save percentage and was selected as one of Sweden's top three players of the tournament.

## CAREER STATS | REGULAR SEASON

| CAREER STATS   REGULAR SEASON |            |           |           |           |           |          |          |           |             |             |             |    | PLAYOFFS |    |    |    |      |      |     |
|-------------------------------|------------|-----------|-----------|-----------|-----------|----------|----------|-----------|-------------|-------------|-------------|----|----------|----|----|----|------|------|-----|
| SEASON                        | TEAM       | LEAGUE    | GP        | W         | L         | OT       | SO       | GA        | SV%         | GAA         | MIN         | GP | W        | L  | SO | GA | SV%  | GAA  | MIN |
| 2011-12                       | BRYNÄS U18 | SWE-U18   | 10        | -         | -         | -        | -        | -         | .926        | 1.59        | -           | -  | -        | -  | -  | -  | -    | -    | -   |
|                               | BRYNÄS U18 | SWE-U18-A | 11        | 6         | 4         | -        | 0        | 30        | .905        | 2.83        | 637         | 3  | 1        | 2  | 0  | 7  | .921 | 2.36 | 179 |
|                               | BRYNÄS JR. | SWE-JR.   | 5         | 1         | 3         | -        | 0        | 13        | .890        | 3.29        | 237         | -  | -        | -  | -  | -  | -    | -    | -   |
| 2012-13                       | BRYNÄS JR. | SWE-JR.   | 29        | 14        | 15        | -        | 0        | 82        | .899        | 2.91        | 1,690       | 2  | 0        | 2  | 0  | 4  | .933 | 1.93 | 125 |
|                               | BRYNÄS U18 | SWE-U18-A | 5         | 4         | 1         | -        | 0        | 12        | .924        | 2.36        | 305         | 7  | 6        | 1  | 0  | 21 | .905 | 2.93 | 430 |
|                               | BRYNÄS U18 | SWE-U18   | 1         | 1         | 0         | -        | 0        | 2         | .929        | 2.00        | 60          | -  | -        | -  | -  | -  | -    | -    | -   |
|                               | SWEDEN     | WJ18      | 4         | 2         | 2         | -        | 1        | 8         | .931        | 2.23        | 216         | -  | -        | -  | -  | -  | -    | -    | -   |
| 2013-14                       | BRYNÄS JR. | SWE-JR.   | 23        | 13        | 9         | -        | 1        | 52        | .911        | 2.32        | 1,345       | 7  | 5        | 2  | 0  | 17 | .892 | 2.36 | 433 |
|                               | BRYNÄS     | SHL       | 4         | 2         | 2         | 0        | 0        | 12        | .914        | 2.96        | 243         | -  | -        | -  | -  | -  | -    | -    | -   |
| 2014-15                       | BRYNÄS JR. | SWE-JR.   | 13        | 6         | 6         | -        | 0        | 46        | .886        | 3.62        | 763         | 2  | 1        | 1  | 0  | 7  | .904 | 3.52 | 120 |
|                               | ALMTUNA    | SWE-2     | 9         | 6         | 3         | 0        | 0        | 23        | .896        | 2.58        | 534         | -  | -        | -  | -  | -  | -    | -    | -   |
|                               | BRYNÄS     | SHL       | 2         | 0         | 2         | 0        | 0        | 11        | .842        | 6.30        | 105         | -  | -        | -  | -  | -  | -    | -    | -   |
| 2015-16                       | ALMTUNA    | SWE-2     | 42        | 24        | 17        | 2        | 2        | 114       | .913        | 2.39        | 2,556       | -  | -        | -  | -  | -  | -    | -    | -   |
|                               | ALMTUNA    | SWE-2     | 37        | 17        | 18        | -        | 3        | 81        | .913        | 2.26        | 2,152       | -  | -        | -  | -  | -  | -    | -    | -   |
|                               | ROCHESTER  | AHL       | 7         | 3         | 3         | 0        | 0        | 20        | .892        | 2.85        | 420         | -  | -        | -  | -  | -  | -    | -    | -   |
| 2016-17                       | BRYNÄS     | SHL       | 2         | 1         | 1         | 0        | 1        | 4         | .920        | 2.00        | 120         | -  | -        | -  | -  | -  | -    | -    | -   |
|                               | CINCINNATI | ECHL      | 27        | 14        | 11        | 1        | 0        | 79        | .909        | 3.13        | 1,514       | 5  | 1        | 4  | 0  | 18 | .921 | 3.31 | 326 |
|                               | ROCHESTER  | AHL       | 7         | 4         | 3         | 0        | 0        | 23        | .861        | 3.89        | 355         | -- | --       | -- | -- | -- | --   | --   | --  |
| 2017-18                       | CINCINNATI | ECHL      | 27        | 18        | 5         | 3        | 3        | 70        | .908        | 2.60        | 1,617       | -  | -        | -  | -  | -  | -    | -    | -   |
|                               | ROCHESTER  | AHL       | 5         | 4         | 1         | 0        | 0        | 10        | .926        | 2.26        | 266         | -- | --       | -- | -- | -- | --   | --   | --  |
| 2019-20                       | ROCHESTER  | AHL       | 22        | 14        | 4         | 3        | 2        | 46        | .921        | 2.28        | 1,213       | -- | --       | -- | -- | -- | --   | --   | --  |
|                               | BUFFALO    | NHL       | 6         | 1         | 3         | 1        | 0        | 16        | .894        | 2.94        | 327         | -  | -        | -  | -  | -  | -    | -    | -   |
| <b>AMERKS/AHL TOTALS</b>      |            |           | <b>41</b> | <b>25</b> | <b>11</b> | <b>4</b> | <b>2</b> | <b>99</b> | <b>.908</b> | <b>2.63</b> | <b>2255</b> | -- | --       | -- | -- | -- | --   | --   | --  |
| <b>NHL TOTALS</b>             |            |           | <b>6</b>  | <b>1</b>  | <b>3</b>  | <b>1</b> | <b>0</b> | <b>16</b> | <b>.894</b> | <b>2.94</b> | <b>327</b>  | -  | -        | -  | -  | -  | -    | -    | -   |



## RYAN JONES DEFENSE

MAY 26, 1996 | CROWN POINT, INDIANA | 6 FT 2 IN | 206 LBS | SHOOTS LEFT

20


Pittsburgh Penguins' fourth-round selection (121st overall) in the 2016 NHL Draft. Signed a one-year American Hockey League contract with the Rochester Americans on August 24, 2020.

### CAREER | HIGHLIGHTS

- Completed his senior season at the University of Nebraska-Omaha (NCHC) with a career-high two goals and 11 points in 36 games with the Mavericks and ranked among the team's top three scoring defensemen for the third straight year while serving as an assistant captain.
- Collected 12 assists while appearing in all 36 games for the Mavericks as a junior in 2018-19 and finished the season second in points amongst all UNO defensemen.
- Posted career-highs in assists (12) and points (13) on his way to finishing second among Omaha blueliners in 2017-18.
- Had 30 points on three goals and 27 assists in 60 games for the Lincoln Stars of the United States Hockey League in 2015-16, while pacing all Stars defensemen and ranking fifth overall in team scoring and adding 112 PIM.

### CAREER STATS | REGULAR SEASON

| SEASON         | TEAM              | LEAGUE | REGULAR SEASON |   |    |    |     |     |    |    |    |     |     | PLAYOFFS |   |   |   |     |   |
|----------------|-------------------|--------|----------------|---|----|----|-----|-----|----|----|----|-----|-----|----------|---|---|---|-----|---|
|                |                   |        | GP             | G | A  | P  | +/- | PIM | PP | SH | GW | S   | S%  | GP       | G | A | P | PIM |   |
| 2013-14        | MINNESOTA         | NAHL   | 1              | 0 | 0  | 0  | 1   | 0   | -  | -  | -  | -   | -   | -        | - | - | - | -   | - |
| 2014-15        | LINCOLN           | USHL   | 60             | 4 | 9  | 13 | -14 | 69  | -  | -  | -  | -   | -   | -        | - | - | - | -   | - |
| 2015-16        | LINCOLN           | USHL   | 60             | 3 | 27 | 30 | 8   | 112 | -  | -  | -  | -   | -   | 4        | 0 | 1 | 1 | 16  |   |
| 2016-17        | U. NEBRASKA-OMAHA | NCHC   | 35             | 1 | 5  | 6  | -7  | 52  | 0  | 0  | 0  | 28  | 3.6 | -        | - | - | - | -   |   |
| 2017-18        | U. NEBRASKA-OMAHA | NCHC   | 34             | 1 | 12 | 13 | -12 | 32  | 0  | 0  | 1  | 44  | 2.3 | -        | - | - | - | -   |   |
| 2018-19        | U. NEBRASKA-OMAHA | NCHC   | 36             | 0 | 12 | 12 | -32 | 41  | 0  | 0  | 0  | 53  | 0.0 | -        | - | - | - | -   |   |
| 2019-20        | U. NEBRASKA-OMAHA | NCHC   | 36             | 2 | 9  | 11 | -6  | 37  | 1  | 0  | 0  | 67  | 3.0 | -        | - | - | - | -   |   |
| COLLEGE TOTALS |                   |        | 141            | 4 | 38 | 42 | -57 | 162 | 1  | 0  | 1  | 192 | 2.1 | -        | - | - | - | -   |   |
| JUNIOR TOTALS  |                   |        | 121            | 7 | 36 | 43 | -5  | 181 | -  | -  | -  | -   | -   | 4        | 0 | 1 | 1 | 16  |   |



# OSKARI LAAKSONEN

DEFENSE

2

JULY 2, 1999 | TAMPERE, FINLAND | 6 FT 2 IN | 165 LBS

SHOOTS RIGHT

Buffalo Sabres' third-round selection (89th overall) in the 2017 NHL Draft. Signed a three-year, entry-level NHL contract with the Buffalo Sabres on June 15, 2020.

## CAREER | HIGHLIGHTS

- Following his first three professional seasons (2017-18 to 2019-20), ranked in the top 20 in Liiga history for most assists (35, 5th) and points (40, T-18th) among defensemen prior to their age-21 seasons.

- In his first full professional season in 2018-19, led Ilves in ice time per game (21:16), led team defensemen with a career-high 24 points and tied for second on the team with a career-best 21 assists; added one assist and plus-1 rating in four playoff contests.

- Scored his first professional goal as part of his first multi-point game (1+1) on Sept. 21, 2018 vs. Vaasan Sport.

- Won a gold medal with Finland at the 2019 IIHF World Junior Championship in Canada, ranking third on the team in ice time.

- Made his professional debut with 21 games as an 18-year-old for Ilves in 2017-18, finishing the season with four assists and eight penalty minutes.

## CAREER STATS | REGULAR SEASON

## PLAYOFFS

| SEASON          | TEAM      | LEAGUE  | GP  | G | A  | P  | +/- | PIM | PP | SH | GW | S   | S%  | GP | G | A | P | PIM |
|-----------------|-----------|---------|-----|---|----|----|-----|-----|----|----|----|-----|-----|----|---|---|---|-----|
| 2015-16         | ILVES U18 | FIN-U18 | 48  | 7 | 18 | 25 | -   | 16  | -  | -  | -  | -   | -   | 4  | 1 | 3 | 4 | 29  |
| 2016-17         | ILVES JR. | FIN-JR. | 27  | 6 | 3  | 9  | 9   | 14  | -  | -  | -  | -   | -   | 6  | 1 | 1 | 2 | 4   |
|                 | ILVES U18 | FIN-U18 | 10  | 0 | 10 | 10 | -   | 12  | -  | -  | -  | -   | -   | 42 | 2 | 2 | 4 | 4   |
| 2017-18         | ILVES JR. | FIN-JR. | 40  | 4 | 11 | 15 | -16 | 52  | -  | -  | -  | -   | -   | -  | - | - | - | -   |
|                 | ILVES     | LIIGA   | 21  | 0 | 4  | 4  | -3  | 8   | 0  | 0  | 0  | 43  | 0.0 | -  | - | - | - | -   |
| 2018-19         | ILVES     | LIIGA   | 46  | 3 | 21 | 24 | 2   | 36  | 2  | 0  | 0  | 173 | 1.7 | 4  | 0 | 1 | 1 | 0   |
|                 | FINLAND   | WJC     | 7   | 1 | 0  | 1  | 5   | 6   | 0  | 0  | 0  | 11  | 9.1 | -  | - | - | - | -   |
| 2019-20         | ILVES     | LIIGA   | 46  | 2 | 10 | 12 | -4  | 14  | 1  | 0  | 0  | 99  | 2.0 | -  | - | - | - | -   |
| EUROPEAN TOTALS |           |         | 113 | 5 | 35 | 40 | -5  | 58  | 3  | 0  | 0  | 315 | 1.6 | 4  | 0 | 1 | 1 | 0   |
| PRO TOTALS      |           |         | 113 | 5 | 35 | 40 | -5  | 58  | 3  | 0  | 0  | 315 | 1.6 | 4  | 0 | 1 | 1 | 0   |



# UKKO-PEKKA LUUKKONEN GOALTENDER

MARCH 9, 1999 | ESPOO, FINLAND | 6 FT 5 IN | 220 LBS

CATCHES LEFT

1

Buffalo Sabres' second-round selection (54th overall) in the 2017 NHL Draft. Signed a three-year, entry-level NHL contract with Buffalo on June 14, 2018.


## CAREER | HIGHLIGHTS

- Spent the majority of the 2019-20 season with the Cincinnati Cyclones (ECHL), ranking in the top 10 in the league in goals-against average (3rd) and save percentage (10th); also appeared in 10 games for the Rochester Americans (AHL).
- As a rookie with Cincinnati, earned a spot in the 2020 ECHL All-Star Classic and ECHL Goaltender of the Month honors in November 2019.
- Won the Red Tilson Trophy as the OHL's Most Outstanding Player, was named the OHL Goaltender of the Year and was selected to the OHL First All-Star Team after leading all OHL goaltenders in wins (38), save percentage (.920) and shutouts (6) with the Sudbury Wolves in his first season in North America in 2018-19; his 38 wins broke the Wolves' franchise record.
- Opened the 2018-19 OHL season with five straight wins and later posted a .940 save percentage during an 11-game win streak from Nov. 23, 2018 to Jan. 16, 2019 that included three shutouts.
- Made his AHL debut with the Americans in 2018-19, stopping 34 of 36 shots to earn a win in his lone appearance on April 14, 2019 at Belleville.
- Backstopped Finland to a gold medal at the 2019 IIHF World Junior Championship, earning a spot on the tournament All-Star Team after going 4-2-0 with a .932 save percentage and a 1.80 goals-against average.
- Played his first professional season in 2017-18, going 11-11-2 in 24 games for LeKi in Finland's second division and playing one Liiga game for HPK.
- Recorded the best goals-against average of any Jr. A SM-liiga goaltender in 2016-17 in both the regular season (1.78) and the playoffs (2.01), eventually backstopping HPK's under-20 team to a championship.
- Posted a 5-1-0 record and won a silver medal with Finland at the 2017 IIHF Under-18 World Championship.
- Made his debut in Finland's top junior league in 2015-16 as a 17-year-old, posting a .924 save percentage in 15 games with HPK's under-20 team; also recorded the league's best postseason goals-against average (1.94).
- Won all three of his games at the 2016 IIHF Under-18 World Championship during Finland's gold medal run, earning a spot on the tournament's All-Star Team with a .917 save percentage and a 2.00 goals-against average.

## CAREER STATS | REGULAR SEASON

## PLAYOFFS

| SEASON                   | TEAM       | LEAGUE  | GP        | W         | L        | OT       | SO       | GA        | SV%         | GAA         | MIN          | GP | W | L | SO | GA | SV%  | GAA  | MIN |
|--------------------------|------------|---------|-----------|-----------|----------|----------|----------|-----------|-------------|-------------|--------------|----|---|---|----|----|------|------|-----|
| 2015-16                  | HPK U18    | FIN-U18 | 31        | -         | -        | -        | -        | -         | .901        | -           | -            | -  | - | - | -  | -  | -    | -    | -   |
|                          | HPK JR.    | FIN-JR. | 15        | -         | -        | -        | -        | -         | .924        | 1.98        | -            | 8  | - | - | -  | 14 | .920 | 1.94 | -   |
|                          | FINLAND    | WJ18    | 3         | 3         | 0        | 0        | 0        | 6         | .917        | 2.00        | 180          | -  | - | - | -  | -  | -    | -    | -   |
| 2016-17                  | HPK JR.    | FIN-JR. | 35        | -         | -        | -        | -        | 58        | .917        | 1.78        | -            | 9  | - | - | -  | 19 | .915 | 2.01 | -   |
|                          | FINLAND    | WJ18    | 6         | 5         | 1        | 0        | 0        | 18        | .899        | 2.90        | 373          | -  | - | - | -  | -  | -    | -    | -   |
| 2017-18                  | LEKI       | FIN-2   | 24        | 11        | 11       | 2        | 0        | 70        | .909        | 2.92        | 1,440        | -  | - | - | -  | -  | -    | -    | -   |
|                          | FINLAND    | WJC     | 5         | 2         | 2        | 1        | -        | -         | .879        | 3.13        | -            | -  | - | - | -  | -  | -    | -    | -   |
|                          | HPK JR.    | FIN-JR. | 2         | 0         | 0        | 1        | -        | -         | .924        | 2.50        | -            | -  | - | - | -  | -  | -    | -    | -   |
|                          | HPK        | LIIGA   | 1         | 0         | 1        | 0        | 0        | 2         | .750        | 3.55        | 34           | -  | - | - | -  | -  | -    | -    | -   |
| 2018-19                  | SUDBURY    | OHL     | 53        | 38        | 11       | 4        | 6        | 128       | .920        | 2.50        | 3,078        | 8  | 4 | 3 | 0  | 28 | .906 | 3.27 | 514 |
|                          | FINLAND    | WJC     | 6         | 4         | 2        | 0        | 0        | 11        | .932        | 1.80        | 367          | -  | - | - | -  | -  | -    | -    | -   |
|                          | ROCHESTER  | AHL     | 1         | 1         | 0        | 0        | 0        | 2         | .941        | 2.00        | 60           | -  | - | - | -  | -  | -    | -    | -   |
| 2019-20                  | CINCINNATI | ECHL    | 23        | 12        | 7        | 3        | 3        | 50        | .912        | 2.24        | 1,338        | -  | - | - | -  | -  | -    | -    | -   |
|                          | ROCHESTER  | AHL     | 10        | 3         | 4        | 3        | 0        | 32        | .874        | 3.15        | 610          | -  | - | - | -  | -  | -    | -    | -   |
| <b>AMERKS/AHL TOTALS</b> |            |         | <b>11</b> | <b>4</b>  | <b>4</b> | <b>3</b> | <b>0</b> | <b>34</b> | <b>.882</b> | <b>3.04</b> | <b>670</b>   | -  | - | - | -  | -  | -    | -    | -   |
| <b>ECHL TOTALS</b>       |            |         | <b>23</b> | <b>12</b> | <b>7</b> | <b>3</b> | <b>3</b> | <b>50</b> | <b>.912</b> | <b>2.24</b> | <b>1,338</b> | -  | - | - | -  | -  | -    | -    | -   |



# BRETT MURRAY

LEFT WING

JULY 20, 1998 | BOLTON, ONTARIO | 6 FT 5 IN | 228 LBS

SHOOTS LEFT

81

Buffalo Sabres' fourth-round selection (99th overall) in the 2016 NHL Draft. Signed a two-year, entry-level NHL contract with Buffalo on July 31, 2020.

## CAREER | HIGHLIGHTS

- Made his professional debut in 2019-20 with the Rochester Americans (AHL); led all Rochester rookies in goals and ranked second among Amerks rookies in assists and points.

- Recorded his first professional point with an assist in his AHL debut on Oct. 19, 2019 at Utica.

- Named to the USHL First All-Star Team in 2018-19 after leading the league in goals (41) and ranking second in points (76) in 62 games for the Youngstown Phantoms.

- Spent parts of two seasons at Penn State University (Big Ten), totaling seven points (1+6) in 33 collegiate games, including 12 with the Big Ten-champion Nittany Lions as a freshman in 2016-17.

- Won the Top Prospect Award and was named to the All-Rookie Team as a member of the CCHL-champion Carleton Place Canadians during the 2015-16 season.

| CAREER STATS             |                | REGULAR SEASON |            |           |           |            |           |           |           |          |           |           |             |          | PLAYOFFS |          |          |          |  |
|--------------------------|----------------|----------------|------------|-----------|-----------|------------|-----------|-----------|-----------|----------|-----------|-----------|-------------|----------|----------|----------|----------|----------|--|
| SEASON                   | TEAM           | LEAGUE         | GP         | G         | A         | P          | +/-       | PIM       | PP        | SH       | GW        | S         | S%          | GP       | G        | A        | P        | PIM      |  |
| 2015-16                  | CARLETON PLACE | CCHL           | 48         | 14        | 32        | 46         | -         | 16        | 5         | 0        | 2         | -         | -           | 16       | 5        | 8        | 13       | 4        |  |
| 2016-17                  | YOUNGSTOWN     | USHL           | 27         | 7         | 13        | 20         | 9         | 22        | 1         | 0        | 1         | 44        | 15.9        | -        | -        | -        | -        | -        |  |
|                          | PENN STATE     | BIG TEN        | 12         | 0         | 1         | 1          | -1        | 4         | 0         | 0        | 0         | 16        | 0.0         | -        | -        | -        | -        | -        |  |
| 2017-18                  | PENN STATE     | BIG TEN        | 21         | 1         | 5         | 6          | -6        | 23        | 0         | 0        | 0         | 44        | 2.3         | -        | -        | -        | -        | -        |  |
| 2018-19                  | YOUNGSTOWN     | USHL           | 62         | 41        | 35        | 76         | 13        | 35        | 15        | 2        | 8         | 170       | 24.1        | 2        | 1        | 0        | 1        | 0        |  |
| 2019-20                  | ROCHESTER      | AHL            | 55         | 9         | 15        | 24         | 2         | 10        | 1         | 0        | 1         | 84        | 10.7        | --       | --       | --       | --       | --       |  |
| <b>AMERKS/AHL TOTALS</b> |                |                | <b>55</b>  | <b>9</b>  | <b>15</b> | <b>24</b>  | <b>2</b>  | <b>10</b> | <b>1</b>  | <b>0</b> | <b>1</b>  | <b>84</b> | <b>10.7</b> | --       | --       | --       | --       | --       |  |
| <b>JUNIOR TOTALS</b>     |                |                | <b>137</b> | <b>62</b> | <b>51</b> | <b>113</b> | <b>38</b> | <b>73</b> | <b>21</b> | <b>2</b> | <b>11</b> | <b>-</b>  | <b>-</b>    | <b>6</b> | <b>1</b> | <b>1</b> | <b>2</b> | <b>4</b> |  |



# ANDREW OGLEVIE CENTER

FEBRUARY 16, 1995 | FULLERTON, CALIFORNIA | 5 FT 10 IN | 176 LBS | SHOOTS RIGHT

15

Signed a two-year, entry-level NHL contact as an undrafted free agent with the Buffalo Sabres on April 11, 2018. Re-signed a two-year, two-way deal with Buffalo on October 1, 2020.

## CAREER | HIGHLIGHTS

- Set career highs in every major category in his second professional season with the Rochester Americans (AHL) in 2019-20, tying for the team lead with 15 goals and tying for fifth in the league with six game-winners.
- Recorded Rochester's only hat trick of the season and the first of his pro career when single-handedly outscored the Cleveland Monsters in a 3-2 win on Nov. 30, 2019
- Made his professional debut with Rochester in 2018-19, recording 10 points (5+5) in 28 games as a rookie.
- Served as an alternate captain as a junior at Notre Dame (Big Ten) in 2017-18; led the team in goals (15), ranked second on the team in points (39) and set a career high in assists (24) to earn the team's Offensive Player of the Year award.
- Selected as a 2018 Big Ten Sportsmanship Award honoree.
- Part of the Notre Dame squad that posted the Big Ten's best regular-season record in 2017-18 and won the 2018 Big Ten title.
- Led all NCAA players with seven points (3+4) in four games in the 2018 NCAA Tournament, leading the Fighting Irish to the championship game and earning All-Tournament Team honors.
- Set career-high totals in goals (21) and points (41) as a sophomore in 2016-17, tying for the team lead in goals and earning the team's Most Improved Player award.
- Scored twice in three 2017 NCAA Tournament games and was named to the 2017 NCAA Northeast Regional All-Tournament Team.
- Posted his best offensive totals in his fourth and final USHL season in 2014-15, tying for 16th in the league with 53 points (21+32) in 50 games and leading the Cedar Rapids RoughRiders with 32 assists and 1.06 points per game.

## CAREER STATS | REGULAR SEASON

| REGULAR SEASON           |              |         |            |           |           |           |           |           |           |          |          |            |             | PLAYOFFS |    |    |    |     |
|--------------------------|--------------|---------|------------|-----------|-----------|-----------|-----------|-----------|-----------|----------|----------|------------|-------------|----------|----|----|----|-----|
| SEASON                   | TEAM         | LEAGUE  | GP         | G         | A         | P         | +/-       | PIM       | PP        | SH       | GW       | S          | S%          | GP       | G  | A  | P  | PIM |
| 2011-12                  | CEDAR RAPIDS | USHL    | 52         | 6         | 7         | 13        | -13       | 6         | 1         | 0        | 0        | 65         | 9.2         | -        | -  | -  | -  | -   |
| 2012-13                  | CEDAR RAPIDS | USHL    | 60         | 9         | 11        | 20        | -5        | 10        | 1         | 0        | 1        | 106        | 8.5         | -        | -  | -  | -  | -   |
| 2013-14                  | CEDAR RAPIDS | USHL    | 49         | 12        | 16        | 28        | 4         | 12        | 4         | 1        | 1        | 85         | 14.1        | 4        | 2  | 1  | 3  | 0   |
| 2014-15                  | CEDAR RAPIDS | USHL    | 50         | 21        | 32        | 53        | 20        | 26        | 5         | 0        | 5        | 128        | 16.4        | 3        | 0  | 0  | 0  | 0   |
| 2015-16                  | NOTRE DAME   | H-EAST  | 31         | 5         | 4         | 9         | 9         | 8         | 0         | 0        | 2        | 59         | 8.5         | -        | -  | -  | -  | -   |
| 2016-17                  | NOTRE DAME   | H-EAST  | 40         | 21        | 20        | 41        | 18        | 10        | 5         | 1        | 3        | 127        | 16.5        | -        | -  | -  | -  | -   |
| 2017-18                  | NOTRE DAME   | BIG TEN | 36         | 15        | 24        | 39        | 6         | 18        | 9         | 0        | 4        | 126        | 11.9        | -        | -  | -  | -  | -   |
| 2018-19                  | ROCHESTER    | AHL     | 28         | 5         | 5         | 10        | 4         | 2         | 0         | 0        | 1        | 44         | 11.4        | --       | -- | -- | -- | --  |
| 2019-20                  | ROCHESTER    | AHL     | 55         | 15        | 14        | 29        | 0         | 14        | 3         | 0        | 6        | 104        | 14.4        | --       | -- | -- | -- | --  |
| <b>AMERKS/AHL TOTALS</b> |              |         | <b>83</b>  | <b>20</b> | <b>19</b> | <b>39</b> | <b>4</b>  | <b>16</b> | <b>3</b>  | <b>0</b> | <b>7</b> | <b>148</b> | <b>13.5</b> | --       | -- | -- | -- | --  |
| <b>COLLEGE TOTALS</b>    |              |         | <b>107</b> | <b>41</b> | <b>48</b> | <b>89</b> | <b>33</b> | <b>36</b> | <b>14</b> | <b>1</b> | <b>9</b> | <b>312</b> | <b>13.1</b> | -        | -  | -  | -  | -   |





# MATEJ PEKAR

LEFT WING

FEBRUARY 2, 2000 | TURNOV, CZECH REPUBLIC | 6 FT 1 IN | 185 LBS | SHOOTS LEFT

12

Buffalo Sabres' fourth-round selection (94th overall) in the 2018 NHL Draft. Signed a three-year, entry-level NHL contract with Buffalo on October 17, 2018.

## CAREER | HIGHLIGHTS

- Split the 2019-20 OHL season between the Barrie Colts and Sudbury Wolves, totaling 63 points (28+35) in 51 games, including four hat tricks; also tied for 10th in the league with six game-winning goals.
- Represented the Czech Republic at the IIHF World Junior Championship in 2019 and 2020.
- Led Barrie with four shorthanded goals and ranked third on the team in points per game in his first OHL season in 2018-19, recording 36 points (14+22) in 33 games.
- Tied to lead all USHL rookies and tied for 12th among all league skaters with 54 points (14+40) in 56 games for the Muskegon Lumberjacks in 2017-18; also ranked fourth in the league with 40 assists.
- Earned several accolades during his lone USHL season, including USHL Rookie of the Year honors as well as appearances on the 2018 USHL All-Rookie Team and in the 2018 NHL/USHL Top Prospects Game.
- Represented the Czech Republic at the 2018 IIHF Under-18 World Championship in Russia.
- Won a silver medal with the Czech Republic at the 2017 Ivan Hlinka Memorial Tournament.

## CAREER STATS | REGULAR SEASON

## PLAYOFFS

| SEASON        | TEAM           | LEAGUE | GP  | G  | A  | P   | +/- | PIM | PP | SH | GW | S   | S%   | GP | G | A | P | PIM |
|---------------|----------------|--------|-----|----|----|-----|-----|-----|----|----|----|-----|------|----|---|---|---|-----|
| 2017-18       | MUSKEGON       | USHL   | 56  | 14 | 40 | 54  | 6   | 36  | 2  | 2  | 1  | -   | -    | -  | - | - | - | -   |
|               | CZECH REPUBLIC | WJ18   | 7   | 1  | 4  | 5   | 2   | 6   | 0  | 0  | 0  | 13  | 7.7  | -  | - | - | - | -   |
| 2018-19       | BARRIE         | OHL    | 33  | 14 | 22 | 36  | 7   | 38  | 3  | 4  | 3  | 111 | 12.6 | -  | - | - | - | -   |
|               | CZECH REPUBLIC | WJC    | 5   | 0  | 0  | 0   | -1  | 4   | 0  | 0  | 0  | 6   | 0.0  | -  | - | - | - | -   |
| 2019-20       | BARRIE         | OHL    | 26  | 16 | 13 | 29  | 7   | 35  | 3  | 0  | 4  | 115 | 13.9 | -  | - | - | - | -   |
|               | SUDBURY        | OHL    | 25  | 12 | 22 | 34  | 9   | 25  | 1  | 0  | 2  | 72  | 16.7 | -  | - | - | - | -   |
|               | CZECH REPUBLIC | WJC    | 5   | 0  | 1  | 1   | -1  | 8   | 0  | 0  | 0  | 7   | 0.0  | -  | - | - | - | -   |
| JUNIOR TOTALS |                |        | 140 | 56 | 97 | 153 | 29  | 134 | 9  | 6  | 10 | -   | -    | -  | - | - | - | -   |



# JACK QUINN

RIGHT WING

SEPTEMBER 19, 2001 | OTTAWA, ONTARIO | 6 FT 0 IN | 176 LBS

SHOOTS RIGHT

25

Buffalo Sabres' second-round selection (8th overall) in the 200 NHL Draft. Signed a three-year, entry-level NHL contract with Buffalo on November 16, 2020.

## CAREER | HIGHLIGHTS

- Had a breakout season with the Ottawa 67's on the Ontario Hockey League in 2019-20, setting career-highs in goals (52), assists (37) and points (89) in 62 games.
- Finished second in the league in goals, tied for fifth in power-play goals (15) and tied for eighth in points.
- Became just the seventh player in 20 years to score 50 or more goals in the OHL during their NHL Draft year.
- Recorded three hat tricks over a seven-game span.
- Posted a season-long 10-game point streak from Dec. 6-Jan. 10, totaling 13 goals and 16 points over that span.
- Tied for sixth in the OHL with a plus-48 on-ice rating.

- Named the Central Canada Hockey League's Rookie of the Year for the 2017-18 season after recording 46 points (21+25) in 49 games with the Kanata Lasers.
- Led the team in goals and ranked second in points.
- Joined the 67's for eight regular-season games in 2017-18, recording one assist, before appearing in two postseason contests.
- Helped Team Canada to a silver medal at the 2021 IIHF World Junior Championship, scoring one goal and adding four assists in seven games.

## CAREER STATS | REGULAR SEASON

| SEASON        |        | TEAM | LEAGUE | GP  | G  | A   | P  | +/- | PIM | PP | SH | GW  | S | S%  | PLAYOFFS |   |   |   |   |
|---------------|--------|------|--------|-----|----|-----|----|-----|-----|----|----|-----|---|-----|----------|---|---|---|---|
| GP            | G      | A    | P      | PIM | PP | SH  | GW | S   | S%  | GP | G  | A   | P | PIM |          |   |   |   |   |
| 2017-18       | KANATA | CCHL | 49     | 21  | 25 | 46  | -  | 24  | 5   | 0  | 3  | -   | - | -   | 4        | 0 | 1 | 1 | 0 |
|               | OTTAWA | OHL  | 8      | 0   | 1  | 1   | 0  | 0   | 0   | 0  | 0  | 5   | - | -   | 2        | 0 | 0 | 0 | 0 |
| 2018-19       | OTTAWA | OHL  | 61     | 12  | 20 | 32  | 5  | 23  | 3   | 2  | 1  | 92  | - | -   | 18       | 3 | 4 | 7 | 0 |
| 2019-20       | OTTAWA | OHL  | 62     | 52  | 37 | 89  | 48 | 32  | 15  | 3  | 7  | 240 | - | -   | -        | - | - | - | - |
| JUNIOR TOTALS |        |      | 180    | 85  | 83 | 168 | 53 | 79  | 23  | 5  | 11 | 337 | - | -   | 24       | 3 | 5 | 8 | 0 |



# ARTTU RUOTSALAINEN

CENTER

OCTOBER 29, 1997 | OULU, FINLAND | 5 FT 9 IN | 185 LBS | SHOOTS LEFT

22


Signed a three-year, entry-level NHL contract as an undrafted free agent with the Buffalo Sabres on March 8, 2019.

## CAREER | HIGHLIGHTS

- Despite playing just 44 Liiga games in 2019-20 with Ilves, set career-high totals in assists (28) and points (43), ranking eighth in the league in points per game (.98) and tying for ninth in game-winning goals (5).
- Ranked ninth among all Liiga skaters with a career-high 21 goals and led Ilves with 42 points in 59 games during the 2018-19 season.
- Totaled 20 points (9+11) in a career-high 60 Liiga games during his first full professional season in 2017-18.
- Won a Jr. A SM-liiga silver medal with Ässät's under-20 team in 2016-17.
- Represented Finland at the 2017 IIHF World Junior Championship in Canada.
- Made his professional debut with Ässät (Liiga) in the 2015-16 season, recording 10 points (5+5) in 51 games.
- Led the Jr. A SM-liiga with 1.78 points per game after posting 32 points (12+20) in 18 games in 2015-16.
- Won a silver medal with Finland at the 2015 IIHF Under-18 World Championship, tallying two assists in seven games.
- Led Kärpät to a championship in Finland's top under-18 league in 2014-15, tying for the league lead with 15 points (7+8) in six playoff games after spending the regular season with the under-20 team.
- Won his first of two Jr. A SM-liiga silver medals in 2013-14 with Kärpät.

## CAREER STATS | REGULAR SEASON

| REGULAR SEASON  |            |         |     |    |    |     |     |     |    |    |    |     |     | PLAYOFFS |   |    |    |     |
|-----------------|------------|---------|-----|----|----|-----|-----|-----|----|----|----|-----|-----|----------|---|----|----|-----|
| SEASON          | TEAM       | LEAGUE  | GP  | G  | A  | P   | +/- | PIM | PP | SH | GW | S   | S%  | GP       | G | A  | P  | PIM |
| 2011-12         | KÄRPÄT U18 | FIN-U18 | 2   | 0  | 0  | 0   | -   | -   | 0  | 0  | 0  | -   | 0.0 | -        | - | -  | -  | -   |
| 2012-13         | KÄRPÄT U18 | FIN-U18 | 45  | 15 | 36 | 51  | 22  | -   | -  | -  | -  | -   | -   | 3        | 0 | 0  | 0  | 4   |
|                 | KÄRPÄT JR. | FIN-JR. | 2   | 0  | 0  | 0   | -1  | 2   | 0  | 0  | 0  | -   | 0.0 | -        | - | -  | -  | -   |
| 2013-14         | KÄRPÄT JR. | FIN-JR. | 39  | 13 | 18 | 31  | 11  | 16  | -  | -  | -  | -   | -   | 7        | 0 | 1  | 1  | 2   |
|                 | KÄRPÄT U18 | FIN-U18 | 9   | 5  | 6  | 11  | 4   | -   | -  | -  | -  | -   | -   | 1        | 0 | 0  | 0  | 2   |
| 2014-15         | KÄRPÄT JR. | FIN-JR. | 46  | 12 | 21 | 33  | 10  | 55  | -  | -  | -  | -   | -   | 5        | 2 | 1  | 3  | 0   |
|                 | FINLAND    | WJ18    | 7   | 0  | 2  | 2   | 2   | 0   | 0  | 0  | 0  | 5   | 0.0 | -        | - | -  | -  | -   |
|                 | KÄRPÄT U18 | FIN-U18 | -   | -  | -  | -   | -   | -   | -  | -  | -  | -   | -   | 6        | 7 | 8  | 15 | 4   |
| 2015-16         | ÄSSÄT      | LIIGA   | 51  | 5  | 5  | 10  | -8  | 4   | 1  | 0  | 1  | 91  | 5.5 | -        | - | -  | -  | -   |
|                 | ÄSSÄT JR.  | FIN-JR. | 18  | 12 | 20 | 32  | 12  | 14  | -  | -  | -  | -   | -   | 3        | 1 | 1  | 2  | 0   |
| 2016-17         | ÄSSÄT      | LIIGA   | 34  | 1  | 0  | 1   | -6  | 10  | 0  | 0  | 0  | 79  | 1.3 | 1        | 0 | 0  | 0  | 0   |
|                 | ÄSSÄT JR.  | FIN-JR. | 7   | 6  | 3  | 9   | 8   | 8   | -  | -  | -  | -   | -   | 6        | 3 | 7  | 10 | 0   |
|                 | FINLAND    | WJC     | 6   | 0  | 0  | 0   | -1  | 0   | 0  | 0  | 0  | -   | -   | -        | - | -  | -  | -   |
| 2017-18         | ILVES      | LIIGA   | 60  | 9  | 11 | 20  | -9  | 12  | 0  | 1  | 0  | 175 | 5.1 | -        | - | -  | -  | -   |
| 2018-19         | ILVES      | LIIGA   | 59  | 21 | 21 | 42  | 11  | 14  | 5  | 2  | 4  | 244 | 8.6 | 7        | 2 | 5  | 7  | 6   |
| 2019-20         | ILVES      | LIIGA   | 44  | 15 | 28 | 43  | 10  | 14  | 7  | 1  | 5  | 158 | 9.5 | -        | - | -  | -  | -   |
| EUROPEAN TOTALS |            |         | 248 | 51 | 65 | 116 | -2  | 54  | 13 | 5  | 10 | 747 | 6.8 | 8        | 2 | 5  | 7  | 6   |
| JUNIOR TOTALS   |            |         | 112 | 43 | 62 | 105 | 40  | 95  | -  | -  | -  | -   | -   | 21       | 6 | 10 | 16 | 2   |



# MATTIAS SAMUELSSON

DEFENSE

24

MARCH 14, 2000 | VOORHEES, NEW JERSEY | 6 FT 4 IN | 226 LBS | SHOOTS LEFT

Buffalo Sabres' second-round selection (32nd overall) in the 2018 NHL Draft. Signed a three-year, entry-level NHL contract with Buffalo on March 25, 2020.


## CAREER | HIGHLIGHTS

- Spent two seasons at Western Michigan University, where he totaled 26 points (7+19) in 65 NCAA games.
- Served as the Broncos' captain during his sophomore season at Western Michigan in 2019-20; earned the team's Most Valuable Defenseman award and an All-NCHC honorable mention after setting career highs in assists (12), points (14) and plus/minus rating (plus-17) and was a finalist for the conference's Best Defensive Defenseman award.
- Captained the United States at the 2020 IIHF World Junior Championship in the Czech Republic.
- Made his collegiate debut with 12 points (5+7) in 35 games for Western Michigan in 2018-19; was named to the NCHC Academic All-Conference Team.
- Won a silver medal with the United States at the 2019 IIHF World Junior Championship in Canada.
- Captained the United States to a silver medal at the 2018 IIHF Under-18 World Championship in Russia; selected as one of Team USA's top three players of the tournament.
- Played two USHL seasons with the United States National Team Development Program, totaling 24 points (9+15) in 53 games.

## CAREER STATS | REGULAR SEASON

## PLAYOFFS

| SEASON         | TEAM             | LEAGUE | GP | G | A  | P  | +/- | PIM | PP | SH | GW | S   | S%  | GP | G | A | P | PIM |
|----------------|------------------|--------|----|---|----|----|-----|-----|----|----|----|-----|-----|----|---|---|---|-----|
| 2016-17        | USNTDP           | USHL   | 30 | 5 | 5  | 10 | 0   | 26  | 1  | 0  | 1  | -   | -   | -  | - | - | - | -   |
| 2017-18        | USNTDP           | USHL   | 23 | 4 | 10 | 14 | 16  | 64  | 1  | 0  | 1  | -   | -   | -  | - | - | - | -   |
|                | UNITED STATES    | WJ18   | 7  | 1 | 1  | 2  | 2   | 6   | 0  | 0  | 0  | 17  | 5.9 | -  | - | - | - | -   |
| 2018-19        | WESTERN MICHIGAN | NCHC   | 35 | 5 | 7  | 12 | 3   | 37  | 0  | 0  | 1  | 66  | 7.6 | -  | - | - | - | -   |
|                | UNITED STATES    | WJC    | 7  | 0 | 0  | 0  | 3   | 0   | 0  | 0  | 0  | 10  | 0.0 | -  | - | - | - | -   |
| 2019-20        | WESTERN MICHIGAN | NCHC   | 30 | 2 | 12 | 14 | 17  | 41  | 0  | 0  | 0  | 51  | 3.9 | -  | - | - | - | -   |
|                | UNITED STATES    | WJC    | 5  | 0 | 0  | 0  | 3   | 6   | 0  | 0  | 0  | 5   | 0.0 | -  | - | - | - | -   |
| COLLEGE TOTALS |                  |        | 65 | 7 | 19 | 26 | 20  | 78  | 0  | 0  | 1  | 117 | 6.0 | -  | - | - | - | -   |
| JUNIOR TOTALS  |                  |        | 53 | 9 | 15 | 24 | 16  | 90  | 2  | 0  | 2  | -   | -   | -  | - | - | - | -   |



# C.J. SMITH LEFT WING

DECEMBER 1, 1994 | DES MOINES, IOWA | 5 FT 11 IN | 184 LBS | SHOOTS LEFT

19

Undrafted. Signed a two-year, entry-level NHL contract as undrafted free agent with the Buffalo Sabres on March 30, 2017. Re-signed a two-year contract with Buffalo on July 2, 2019.


## CAREER | HIGHLIGHTS

- Recorded 27 points (12+15) in 50 games with the Rochester Americans (AHL) in 2019-20, tying for third on the team in goals and fifth on the team in points.
- Played in a career-high 11 games with Buffalo in 2018-19 and scored his first two NHL goals in consecutive appearances on Jan. 8, 2019 vs. New Jersey and Feb. 5, 2019 vs. Minnesota.
- In his second full professional season, ranked second among all Rochester skaters with career-high totals in goals (28), assists (30) and points (58), also leading the team and tying for 10th in the league with a plus-26 rating.
- Appeared in his first full professional season in 2017-18 and was selected as the Americans' Rookie of the Year after finishing third among all Amerks and 10th among all AHL rookies in scoring with 44 points (17+27) in 61 games.
- Played in the 2018 AHL All-Star Classic and earned MVP honors after recording five points (3+2), including the lone tally in the championship game.
- Made his professional playoff debut in 2018 with a pair of assists during Rochester's opening-round series against Syracuse.
- Appeared in two NHL games with the Sabres following the completion of his junior year at UMass Lowell (Hockey East) in 2016-17, recording an assist in his NHL debut on April 2, 2017 vs. NY Islanders.
- As a junior in 2016-17, set career-high marks in games played (41), goals (23), assists (28), points (51) and plus/minus rating (plus-22) for the third straight year, leading all River Hawks skaters in goals and plus-minus rating and falling one point shy of the team lead in points.
- Tied for eighth among all NCAA skaters in 2016-17 with 23 goals and ranked 12th with 51 points.
- Was selected as the 2017 Hockey East Tournament MVP after leading all players with eight points (4+4) in five tournament games.
- Led all River Hawks in goals (17), points (39) and plus/minus rating (plus-15) as a sophomore in 2015-16 and ranked second in assists (22).
- Was named to the 2016 Hockey East All-Tournament Team with five points (3+2) in four tournament games.
- Led UMass Lowell skaters in goals (16), assists (19) and points (35) as a freshman in 2014-15.
- His 2014-15 totals tied him for 13th among Hockey East players in points, which ranked second among Hockey East rookies; his .90 points per game ranked him sixth nationally among rookie skaters and earned him Hockey East All-Rookie honors.

## CAREER STATS | REGULAR SEASON

## PLAYOFFS

| SEASON                   | TEAM         | LEAGUE   | GP         | G         | A         | P          | +/-       | PIM       | PP        | SH       | GW       | S          | S%          | GP       | G        | A        | P        | PIM      |
|--------------------------|--------------|----------|------------|-----------|-----------|------------|-----------|-----------|-----------|----------|----------|------------|-------------|----------|----------|----------|----------|----------|
| 2010-11                  | HOLY ANGELS  | MINN. HS | 25         | 17        | 20        | 37         | 24        | 18        | -         | -        | -        | -          | -           | 1        | 0        | 0        | 0        | 10       |
| 2011-12                  | AUSTIN       | NAHL     | 53         | 13        | 14        | 27         | 13        | 20        | -         | -        | -        | -          | -           | -        | -        | -        | -        | -        |
| 2012-13                  | AUSTIN       | NAHL     | 60         | 30        | 29        | 59         | 21        | 22        | -         | -        | -        | -          | -           | 8        | 4        | 1        | 5        | 4        |
| 2013-14                  | CHICAGO      | USHL     | 46         | 23        | 17        | 40         | -1        | 10        | -         | -        | -        | -          | -           | -        | -        | -        | -        | -        |
|                          | MUSKEGON     | USHL     | 13         | 4         | 1         | 5          | 3         | 6         | -         | -        | -        | -          | -           | -        | -        | -        | -        | -        |
| 2014-15                  | UMASS LOWELL | H-EAST   | 39         | 16        | 19        | 35         | 12        | 28        | 5         | 0        | 2        | 108        | 14.8        | -        | -        | -        | -        | -        |
| 2015-16                  | UMASS LOWELL | H-EAST   | 40         | 17        | 22        | 39         | 15        | 50        | 4         | 2        | 2        | 130        | 13.1        | -        | -        | -        | -        | -        |
| 2016-17                  | UMASS LOWELL | H-EAST   | 41         | 23        | 28        | 51         | 22        | 46        | 8         | 0        | 2        | 135        | 17.0        | -        | -        | -        | -        | -        |
|                          | BUFFALO      | NHL      | 2          | 0         | 1         | 1          | -1        | 0         | 0         | 0        | 0        | 2          | 0.0         | -        | -        | -        | -        | -        |
| 2017-18                  | ROCHESTER    | AHL      | 57         | 17        | 27        | 44         | 4         | 16        | 6         | 0        | 2        | 133        | 12.8        | 3        | 0        | 2        | 2        | 0        |
| 2018-19                  | ROCHESTER    | AHL      | 62         | 28        | 30        | 58         | 26        | 26        | 6         | 2        | 4        | 207        | 13.5        | 3        | 1        | 1        | 2        | 0        |
|                          | BUFFALO      | NHL      | 11         | 2         | 0         | 2          | 0         | 0         | 0         | 0        | 1        | 18         | 11.1        | -        | -        | -        | -        | -        |
| 2019-20                  | ROCHESTER    | AHL      | 50         | 12        | 15        | 27         | -9        | 18        | 5         | 0        | 1        | 138        | 8.7         | --       | --       | --       | --       | --       |
| <b>AMERKS/AHL TOTALS</b> |              |          | <b>169</b> | <b>57</b> | <b>72</b> | <b>129</b> | <b>21</b> | <b>60</b> | <b>17</b> | <b>2</b> | <b>7</b> | <b>478</b> | <b>11.9</b> | <b>6</b> | <b>1</b> | <b>3</b> | <b>4</b> | <b>0</b> |
| <b>NHL TOTALS</b>        |              |          | <b>13</b>  | <b>2</b>  | <b>1</b>  | <b>3</b>   | <b>-1</b> | <b>0</b>  | <b>0</b>  | <b>0</b> | <b>1</b> | <b>20</b>  | <b>10.0</b> | <b>-</b> | <b>-</b> | <b>-</b> | <b>-</b> | <b>-</b> |



# DALTON SMITH

LEFT WING

JUNE 30, 1992 | OSHAWA, ONTARIO | 6 FT 2 IN | 210 LBS

SHOOTS LEFT

37

Columbus Blue Jackets' second-round selection (34th overall) in the 2010 NHL Draft. Re-signed a one-year American Hockey League contract with the Rochester Americans on September 22, 2020.


## CAREER | HIGHLIGHTS

- Appeared in one game for the Buffalo Sabres after signing a two-way contract for the remainder of the season on 12/30/20 and finished with a plus-one on-ice rating in 1:26 of ice time in his NHL debut against Tampa Bay on 12/31.
- Recorded five points (1+4) and 63 PIM in his third season with the Rochester Americans (AHL) in 2019-20.
- During the 2018-19 season, notched eight points (2+6) in 48 contests to go with a team-high 111 PIM during his second season with the Amerks.
- Had two points (1+1) and a team-high 102 penalty minutes in 45 games in his first season with Rochester in 2017-18.
- Spent the 2016-17 campaign with the Florida Everblades (ECHL), appearing in 60 games while serving as the alternate captain, while producing 23 points (10+13) and a career-high 153 PIM.
- Split his second professional season in 2013-14 with the Crunch and the Springfield Falcons (AHL).
- Established career-highs during the 2009-10 season in goals (21), assists (23) and points (44) in 62 games in his second season with the Ottawa 67's (OHL) and finished fourth among entire team in goals while leading the club with 129 PIM.

## CAREER STATS | REGULAR SEASON

## PLAYOFFS

| SEASON               | TEAM          | LEAGUE | GP         | G         | A         | P         | +/-        | PIM        | PP       | SH       | GW       | S          | S%         | GP       | G        | A        | P        | PIM       |
|----------------------|---------------|--------|------------|-----------|-----------|-----------|------------|------------|----------|----------|----------|------------|------------|----------|----------|----------|----------|-----------|
| 2008-09              | WHITBY        | OJHL   | 40         | 10        | 13        | 23        | -          | 109        | -        | -        | -        | -          | -          | -        | -        | -        | -        | -         |
|                      | OTTAWA        | OHL    | 17         | 2         | 5         | 7         | -2         | 8          | 1        | 0        | -        | -          | -          | 7        | 0        | 0        | 0        | 0         |
| 2009-10              | OTTAWA        | OHL    | 62         | 21        | 23        | 44        | 20         | 129        | 4        | 0        | -        | -          | -          | 12       | 3        | 3        | 6        | 27        |
| 2010-11              | OTTAWA        | OHL    | 64         | 12        | 17        | 29        | 9          | 124        | 2        | 1        | -        | -          | -          | 4        | 2        | 2        | 4        | 12        |
| 2011-12              | OTTAWA        | OHL    | 53         | 15        | 10        | 25        | -10        | 67         | 3        | 0        | -        | -          | -          | 18       | 4        | 4        | 8        | 46        |
| 2012-13              | SPRINGFIELD   | AHL    | 67         | 3         | 6         | 9         | 4          | 128        | 0        | 0        | 1        | 59         | 5.1        | 1        | 0        | 0        | 0        | 12        |
|                      | SPRINGFIELD   | AHL    | 50         | 4         | 5         | 9         | -8         | 99         | 0        | 0        | 1        | 45         | 8.9        | -        | -        | -        | -        | -         |
| 2014-15              | SYRACUSE      | AHL    | 19         | 2         | 1         | 3         | -8         | 51         | 0        | 0        | 0        | 18         | 11.1       | -        | -        | -        | -        | -         |
| 2014-15              | SYRACUSE      | AHL    | 62         | 11        | 6         | 17        | -13        | 79         | 2        | 0        | 0        | 84         | 13.1       | 2        | 0        | 0        | 0        | 4         |
|                      | PROVIDENCE    | AHL    | 17         | 1         | 0         | 1         | 0          | 24         | 0        | 0        | 0        | 11         | 9.1        | -        | -        | -        | -        | -         |
| 2015-16              | LEHIGH VALLEY | AHL    | 11         | 1         | 0         | 1         | -3         | 25         | 0        | 0        | 0        | 11         | 9.1        | -        | -        | -        | -        | -         |
|                      | FLORIDA       | ECHL   | 60         | 10        | 13        | 23        | -5         | 153        | 0        | 0        | 3        | 93         | 10.8       | 11       | 3        | 0        | 3        | 22        |
| 2017-18              | ROCHESTER     | AHL    | 45         | 1         | 1         | 2         | -8         | 102        | 0        | 0        | 0        | 43         | 2.3        | --       | --       | --       | --       | --        |
| 2018-19              | ROCHESTER     | AHL    | 48         | 2         | 6         | 8         | -4         | 111        | 0        | 0        | 0        | 44         | 4.5        | 3        | 0        | 0        | 0        | 2         |
| 2019-20              | BUFFALO       | NHL    | 1          | 0         | 0         | 0         |            | 2          |          |          |          |            |            | -        | -        | -        | -        | -         |
|                      | ROCHESTER     | AHL    | 42         | 1         | 4         | 5         | -1         | 63         | 0        | 0        | 0        | 41         | 2.4        | --       | --       | --       | --       | --        |
| <b>AMERKS TOTALS</b> |               |        | <b>135</b> | <b>4</b>  | <b>11</b> | <b>15</b> | <b>-13</b> | <b>276</b> | <b>0</b> | <b>0</b> | <b>0</b> | <b>128</b> | <b>3.1</b> | <b>3</b> | <b>0</b> | <b>0</b> | <b>0</b> | <b>2</b>  |
| <b>AHL TOTALS</b>    |               |        | <b>361</b> | <b>26</b> | <b>29</b> | <b>55</b> | <b>-41</b> | <b>682</b> | <b>2</b> | <b>0</b> | <b>2</b> | <b>356</b> | <b>7.3</b> | <b>6</b> | <b>0</b> | <b>0</b> | <b>0</b> | <b>18</b> |



# DUSTIN TOKARSKI GOALTENDER

SEPTEMBER 16, 1989 | WATSON, SASK | 6 FT 0 IN | 198 LBS

CATCHES LEFT

30

Tampa Bay Lightning's fifth-round selection (122nd overall) in the 2008 NHL Draft. Signed a two-year, two-way contract as a free agent with the Buffalo Sabres on November 4, 2020.

## CAREER | HIGHLIGHTS

- Has played in 11 AHL seasons while also appearing in 34 games during parts of six NHL seasons with the Tampa Bay Lightning, Montreal Canadiens and Anaheim Ducks.
- Joined the Charlotte Checkers (AHL) in February 2019 after 21 games with the Hartford Wolf Pack (AHL) and finished the 2018-19 season with a 7-0-0 record with the team before going 5-0 with a .935 save percentage in the playoffs to win his second Calder Cup.
- Appeared in a career-high 17 NHL games in the 2014-15 season with Montreal, posting a 6-6-4 record.
- Represented the Hamilton Bulldogs at the 2014 AHL All-Star Classic.
- Won his first Calder Cup in 2012 with the Norfolk Admirals after leading the AHL with a career-high 32 wins and tying for second in the league with five shutouts during the 2011-12 regular season.

- Played a career-high 55 games in 2009-10 during his first professional season with the Admirals, leading AHL rookies with a .915 save percentage.
- Went 4-0-0 and won a gold medal with Canada at the 2009 IIHF World Junior Championship.
- In his final season with the Spokane Chiefs in 2008-09, led the WHL in both save percentage and goals-against average to earn a spot on the WHL Western Conference Second All-Star Team.
- Backstopped the Chiefs to a WHL championship in 2007-08 and then led the team to a Memorial Cup victory, earning tournament MVP honors after posting a 4-0 record and a .953 save percentage.

## CAREER STATS | REGULAR SEASON

## PLAYOFFS

| SEASON     | TEAM          | LEAGUE | GP  | W   | L   | OT | SO | GA  | SV%   | GAA  | MIN    | GP | W  | L | SO | GA | SV%   | GAA  | MIN   |
|------------|---------------|--------|-----|-----|-----|----|----|-----|-------|------|--------|----|----|---|----|----|-------|------|-------|
| 2006-07    | SPOKANE       | WHL    | 30  | 13  | 11  | 1  | 2  | 78  | .903  | 2.80 | 1,674  | 6  | 2  | 3 | 0  | 17 | .901  | 2.80 | 364   |
| 2007-08    | SPOKANE       | WHL    | 45  | 30  | 10  | 0  | 6  | 87  | .922  | 2.05 | 2,543  | 21 | 16 | 2 | 3  | 31 | .944  | 1.38 | 1,352 |
| 2008-09    | SPOKANE       | WHL    | 54  | 34  | 18  | 0  | 7  | 107 | .937  | 1.97 | 3,264  | 12 | 7  | 3 | 1  | 23 | .947  | 1.70 | 812   |
|            | CANADA        | WJC    | 4   | 4   | 0   | 0  | 0  | 11  | .906  | 2.65 | 249    | -  | -  | - | -  | -  | -     | -    | -     |
| 2009-10    | NORFOLK       | AHL    | 55  | 27  | 25  | 0  | 4  | 139 | .915  | 2.51 | 3,319  | -  | -  | - | -  | -  | -     | -    | -     |
|            | TAMPA BAY     | NHL    | 2   | 0   | 0   | 0  | 0  | 3   | .813  | 4.06 | 44     | -  | -  | - | -  | -  | -     | -    | -     |
| 2010-11    | NORFOLK       | AHL    | 46  | 21  | 20  | 0  | 2  | 119 | .901  | 2.65 | 2,691  | 6  | 2  | 4 | 1  | 13 | .924  | 2.19 | 355   |
| 2011-12    | NORFOLK       | AHL    | 45  | 32  | 11  | 0  | 5  | 96  | .913  | 2.23 | 2,583  | 14 | 12 | 2 | 3  | 21 | .944  | 1.46 | 866   |
|            | TAMPA BAY     | NHL    | 5   | 1   | 3   | 1  | 0  | 14  | .879  | 3.45 | 243    | -  | -  | - | -  | -  | -     | -    | -     |
| 2012-13    | SYRACUSE      | AHL    | 33  | 18  | 8   | 0  | 3  | 77  | .900  | 2.46 | 1,881  | -  | -  | - | -  | -  | -     | -    | -     |
|            | HAMILTON      | AHL    | 15  | 6   | 8   | 0  | 3  | 31  | .927  | 2.22 | 836    | -  | -  | - | -  | -  | -     | -    | -     |
| 2013-14    | HAMILTON      | AHL    | 41  | 20  | 16  | 0  | 1  | 94  | .919  | 2.37 | 2,375  | -  | -  | - | -  | -  | -     | -    | -     |
|            | MONTREAL      | NHL    | 3   | 2   | 0   | 0  | 1  | 5   | .946  | 1.84 | 163    | 5  | 2  | 3 | 0  | 13 | .916  | 2.60 | 300   |
| 2014-15    | MONTREAL      | NHL    | 17  | 6   | 6   | 4  | 0  | 46  | .910  | 2.75 | 1,005  | -  | -  | - | -  | -  | -     | -    | -     |
|            | HAMILTON      | AHL    | 2   | 1   | 1   | 0  | 0  | 5   | .919  | 2.52 | 119    | -  | -  | - | -  | -  | -     | -    | -     |
| 2015-16    | ST. JOHN'S    | AHL    | 10  | 3   | 3   | 4  | 0  | 29  | .909  | 2.84 | 613    | -  | -  | - | -  | -  | -     | -    | -     |
|            | MONTREAL      | NHL    | 6   | 1   | 3   | 0  | 0  | 12  | .878  | 3.18 | 226    | -  | -  | - | -  | -  | -     | -    | -     |
| 2016-17    | SAN DIEGO     | AHL    | 2   | 1   | 1   | 0  | 0  | 4   | .920  | 2.35 | 102    | -  | -  | - | -  | -  | -     | -    | -     |
|            | SAN DIEGO     | AHL    | 27  | 17  | 8   | 1  | 1  | 77  | .898  | 2.93 | 1,578  | 2  | 0  | 0 | 0  | 0  | 1.000 | 0.00 | 30    |
| 2017-18    | ANAHEIM       | NHL    | 1   | 0   | 0   | 0  | 0  | 0   | 1.000 | 0.00 | 10     | -  | -  | - | -  | -  | -     | -    | -     |
|            | LEHIGH VALLEY | AHL    | 39  | 20  | 8   | 7  | 5  | 94  | .915  | 2.65 | 2,127  | 3  | 1  | 1 | 0  | 9  | .859  | 4.17 | 130   |
| 2018-19    | HARTFORD      | AHL    | 21  | 10  | 6   | 2  | 1  | 59  | .901  | 3.10 | 1,141  | -  | -  | - | -  | -  | -     | -    | -     |
|            | CHARLOTTE     | AHL    | 7   | 7   | 0   | 0  | 1  | 8   | .956  | 1.14 | 419    | 5  | 5  | 0 | 0  | 8  | .935  | 1.74 | 275   |
| 2019-20    | W-B/SCRANTON  | AHL    | 18  | 9   | 5   | 2  | 1  | 30  | .924  | 1.97 | 915    | -  | -  | - | -  | -  | -     | -    | -     |
| AHL TOTALS |               |        | 361 | 192 | 120 | 16 | 27 | 862 | .912  | 2.50 | 20,699 | 30 | 20 | 7 | 4  | 51 | .932  | 1.85 | 1,656 |
| NHL TOTALS |               |        | 34  | 10  | 12  | 5  | 1  | 80  | .904  | 2.84 | 1,692  | 5  | 2  | 3 | 0  | 13 | .916  | 2.60 | 30    |



# NICHOLAS WELSH DEFENSE

MAY 7, 1997 | HALIFAX, NOVA SCOTIA | 5 FT 9 IN | 174 LBS

CATCHES RIGHT

77

Undrafted. Signed a one-year American Hockey League contract with the Rochester Americans for the 2020-21 season on January 29, 2021.

## CAREER | HIGHLIGHTS

- Began his pro career by appearing in six games with Banksia Bystricia in Slovakia to begin the 2020-21 season.
- Spent two seasons at St. Mary's University in Halifax, notching 67 points (11+56) in 58 career games with the Huskies.
  - In his final season in 2019-20, led all AUS defensemen in both assists (33) and points (38) on his way to earning an AUS First All-Star Team selection for the second straight year.
  - Named to the All-Canadian First Team.
- Was a point-per-game player during his rookie season at St. Mary's in 2018-19, collecting 29 points (6+23) in 29 games.
  - Named to the AUS and USports All-Rookie Teams.
  - Earned his first of back-to-back AUS First All-Star Team selections and was named to the USports All-Canadian Second Team.
- Spent six seasons in the Quebec Major Junior Hockey League with the Shawinigan Cataractes and Moncton Wildcats, posting 181 points (36+145) in 329 career games.
- Added 29 points (5+24) in 50 postseason appearances, leading his team to the playoffs each year.
- Served as team captain in Moncton in 2017-18 while also setting career-high in goals (12), assists (54) and points (66).
  - Led all Wildcats defensemen and finished second overall on the team in scoring.
  - Finished third amongst all league defensemen in assists and fifth in points.
  - Posted a season-long 10-game point streak from Jan. 17-Feb. 8, 2018, totaling 15 points (5+10) over that span.
  - Led the team with 19 multi-point games, including five straight two-assist outings during the month of March to close out the regular season.
- Attended Development Camp with the Buffalo Sabres in 2018.

## CAREER STATS | REGULAR SEASON

## PLAYOFFS

| SEASON         | TEAM          | LEAGUE | GP  | G  | A   | P   | +/- | PIM | PP | SH | GW | S   | S%  | GP | G | A  | P  | PIM |
|----------------|---------------|--------|-----|----|-----|-----|-----|-----|----|----|----|-----|-----|----|---|----|----|-----|
| 2013-14        | SHAWINIGAN    | QMJHL  | 60  | 4  | 12  | 16  | -16 | 40  | 0  | 0  | 0  | 52  | 7.7 | 4  | 0 | 1  | 1  | 2   |
| 2014-15        | SHAWINIGAN    | QMJHL  | 66  | 2  | 14  | 16  | 22  | 38  | 2  | 0  | 0  | 70  | 2.9 | 7  | 1 | 3  | 4  | 6   |
| 2015-16        | SHAWINIGAN    | QMJHL  | 68  | 8  | 31  | 39  | 26  | 38  | 5  | 1  | 2  | 93  | 8.6 | 21 | 0 | 8  | 8  | 18  |
| 2016-17        | SHAWINIGAN    | QMJHL  | 67  | 10 | 34  | 44  | 22  | 46  | 4  | 0  | 1  | 104 | 9.6 | 6  | 1 | 3  | 4  | 8   |
| 2017-18        | MONCTON       | QMJHL  | 68  | 12 | 54  | 66  | -10 | 71  | 9  | 0  | 0  | 181 | 6.6 | 12 | 3 | 9  | 12 | 10  |
| 2018-19        | ST. MARY'S U. | AUS    | 29  | 6  | 23  | 29  | 4   | 54  | 3  | 0  | 0  | 63  | -   | -  | - | -  | -  | -   |
| 2019-20        | ST. MARY'S U. | AUS    | 29  | 5  | 33  | 38  | 4   | 42  | 2  | 0  | 3  | 83  | -   | -  | - | -  | -  | -   |
| COLLEGE TOTALS |               |        | 58  | 11 | 56  | 67  | 8   | 96  | 5  | 0  | 3  | 146 | -   | -  | - | -  | -  | -   |
| JUNIOR TOTALS  |               |        | 329 | 36 | 145 | 181 | 44  | 233 | 20 | 1  | 3  | 500 | 7.2 | 50 | 5 | 24 | 29 | 44  |



# Americans



SEASON IN REVIEW

ROCHESTER AMERICANS MEDIA GUIDE



# SEASON IN REVIEW AHL AWARD WINNERS & ALL-STARS



## 2019-20 YEAR-END AWARD WINNERS

| Trophy  | Winner  |
|---|---|
| Dudley (Red) Garrett Memorial Award (Outstanding Rookie)                            | Josh Norris, Belleville   |
| Les Cunningham Award (Regular Season MVP)   | Gerry Mayhew, Iowa  |
| Aldege "Baz" Bastien Memorial Award (Outstanding Goaltender)                        | Kaapo Kahkonen, Iowa  |
| Eddie Shore Award (Outstanding Defenseman)  | Jake Bean, Charlotte  |
| Willie Marshall Award (Leading Goal Scorer)   | Gerry Mayhew, Iowa  |
| John B. Sollenberger Trophy (Leading Scorer – Regular Season)                       | Sam Anas, Iowa  |
| Harry "Hap" Holmes Award (Team Goaltending)   | Connor Ingram and Troy Grosenick, Milwaukee                               |
| Yanick Dupre Memorial Award (AHL Man of the Year)                                   | Troy Grosenick, Milwaukee   |
| Fred T. Hunt Memorial Award (Sportsmanship, Determination and Dedication to Hockey) | John McCarthy, San Jose   |
| Louis A. R. Pieri Memorial Award (Coach of the Year)                                | Karl Taylor, Milwaukee  |
| Jack A. Butterfield Trophy (Playoff MVP)*   | <b>Not awarded in 2019-20</b>   |
| James H. Ellery Awards (Outstanding Media)  | Larry Figurski, WOOD TV-8/Newsradio WOOD 1300 and 106.9 FM (Grand Rapids) |
| Thomas Ebright Award (Outstanding Contributions to the AHL)                         | Dave Andrews, American Hockey League                                      |
| James C. Hendy Award (Outstanding AHL Executive)                                    | Frank Miceli, San Antonio   |
| Michael Condon Memorial Award (Outstanding contributions by an on-ice official)     | Peter Feola   |
| Ken McKenzie Award (Outstanding Executive – PR & Marketing)                         | Allie Brown, Iowa   |
| President's Awards  | Charlotte Checkers (team of the year)                                     |

## TEAM AWARD

| Trophy  | Winner                        |
|---|-------------------------------|
| Calder Cup (Playoff Champion)*  | <b>Not awarded in 2019-20</b> |
| Richard F. Canning Trophy (Eastern Conference Playoff Champion)*          | <b>Not awarded in 2019-20</b> |
| Robert W. Clarke Trophy (Western Conference Playoff Champion)*            | <b>Not awarded in 2019-20</b> |
| MacGregor Kilpatrick Trophy (Regular Season Points Champion)              | Milwaukee Admirals            |
| Frank S. Mathers Trophy (Eastern Conference Regular Season Champion)      | Providence Bruins             |
| Norman R. (Bud) Poile Trophy (Western Conference Regular Season Champion) | Milwaukee Admirals            |
| Emile Francis Trophy (Atlantic Division Champion)                         | Providence Bruins             |
| F.G. (Teddy) Oke Trophy (North Division Champion)                         | Belleville Senators           |
| Sam Pollock Trophy (Central Division Champion)                            | Milwaukee Admirals            |
| John D. Chick Trophy (Pacific Division Champion)                          | Tucson Roadrunners            |

### AHL FIRST ALL-STAR TEAM

| Pos | Player         | Team       |
|-----|----------------|------------|
| G   | Kaapo Kahkonen | Iowa       |
| D   | Jake Bean      | Charlotte  |
| D   | Brennan Menell | Iowa       |
| LW  | Reid Boucher   | Utica      |
| C   | Josh Norris    | Belleville |
| RW  | San Anas       | Iowa       |

### AHL SECOND ALL-STAR TEAM

| Pos | Player            | Team       |
|-----|-------------------|------------|
| G   | Connor Ingram     | Milwaukee  |
| D   | Jacob MacDonald   | Colorado   |
| D   | Brogan Rafferty   | Utica      |
| LW  | Gerry Mayhew      | Iowa       |
| C   | Alex Barre-Boulet | Syracuse   |
| RW  | Drake Batherson   | Belleville |

### AHL ROOKIE ALL-STAR TEAM

| Pos | Player          | Team       |
|-----|-----------------|------------|
| G   | Cayden Primeau  | Laval      |
| D   | Joey Keane      | Hartford   |
| D   | Brogan Rafferty | Utica      |
| F   | Alex Formenton  | Belleville |
| F   | Josh Norris     | Belleville |
| F   | Jack Studnicka  | Providence |

\* Remainder of the 2019-20 regular season and 2020 Calder Cup Playoffs were canceled on May 11, 2020 due to the COVID-19 pandemic.



# SEASON IN REVIEW AHL REGULAR SEASON DIVISION STANDINGS



## EASTERN CONFERENCE ATLANTIC DIVISION 2019-20 REGULAR SEASON

| ATLANTIC         | GP | W  | L  | OTL | SOL | PTS | PCT  | GF  | GA  | PIM | Home      | Road      | S/O |
|------------------|----|----|----|-----|-----|-----|------|-----|-----|-----|-----------|-----------|-----|
| 1. y Providence  | 62 | 38 | 18 | 3   | 3   | 82  | .661 | 197 | 154 | 854 | 17-10-2-2 | 21-8-1-1  | 5-3 |
| 2. Hershey       | 62 | 37 | 18 | 3   | 4   | 81  | .653 | 187 | 157 | 713 | 21-8-1-2  | 16-10-2-2 | 4-4 |
| 3. Charlotte     | 61 | 34 | 22 | 5   | 0   | 73  | .598 | 202 | 172 | 833 | 18-11-3-0 | 16-11-2-0 | 2-0 |
| 4. Hartford      | 62 | 31 | 20 | 6   | 5   | 73  | .589 | 171 | 173 | 615 | 21-6-1-2  | 10-14-5-3 | 1-5 |
| 5. Springfield   | 61 | 31 | 27 | 3   | 0   | 65  | .533 | 190 | 186 | 831 | 18-12-1-0 | 13-15-2-0 | 3-0 |
| 6. W-B/Scranton  | 63 | 29 | 26 | 3   | 5   | 66  | .524 | 164 | 193 | 797 | 15-12-1-3 | 14-14-2-2 | 4-5 |
| 7. Lehigh Valley | 62 | 24 | 28 | 3   | 7   | 58  | .468 | 161 | 186 | 652 | 17-8-2-4  | 7-20-1-3  | 0-7 |
| 8. Bridgeport    | 63 | 23 | 33 | 5   | 2   | 53  | .421 | 152 | 206 | 839 | 12-14-2-2 | 11-19-3-0 | 3-2 |

## EASTERN CONFERENCE NORTH DIVISION 2019-20 REGULAR SEASON

| NORTH           | GP | W  | L  | OTL | SOL | PTS | PCT  | GF  | GA  | PIM | Home      | Road      | S/O |
|-----------------|----|----|----|-----|-----|-----|------|-----|-----|-----|-----------|-----------|-----|
| 1. y Belleville | 63 | 38 | 20 | 4   | 1   | 81  | .643 | 234 | 197 | 807 | 15-15-1-1 | 23-5-3-0  | 3-1 |
| 2. Rochester    | 62 | 33 | 20 | 4   | 5   | 75  | .605 | 181 | 173 | 618 | 16-7-3-5  | 17-13-1-0 | 2-5 |
| 3. Utica        | 61 | 34 | 22 | 3   | 2   | 73  | .598 | 210 | 186 | 770 | 16-12-2-1 | 18-10-1-1 | 3-2 |
| 4. Binghamton   | 62 | 34 | 24 | 4   | 0   | 72  | .581 | 189 | 182 | 631 | 20-9-3-0  | 14-15-1-0 | 6-0 |
| 5. Syracuse     | 62 | 30 | 23 | 4   | 5   | 69  | .556 | 202 | 210 | 817 | 17-9-1-3  | 13-14-3-2 | 0-5 |
| 6. Laval        | 62 | 30 | 24 | 5   | 3   | 68  | .548 | 183 | 182 | 750 | 17-9-2-2  | 13-15-3-1 | 6-3 |
| 7. Toronto      | 61 | 29 | 27 | 3   | 2   | 63  | .516 | 206 | 212 | 689 | 19-11-0-0 | 10-16-3-2 | 1-2 |
| 8. Cleveland    | 62 | 24 | 31 | 5   | 2   | 55  | .444 | 159 | 192 | 853 | 14-16-1-0 | 10-15-4-2 | 2-2 |

## WESTERN CONFERENCE CENTRAL DIVISION 2019-20 REGULAR SEASON

| CENTRAL         | GP | W  | L  | OTL | SOL | PTS | PCT  | GF  | GA  | PIM | Home      | Road      | S/O |
|-----------------|----|----|----|-----|-----|-----|------|-----|-----|-----|-----------|-----------|-----|
| 1. y Milwaukee  | 63 | 41 | 14 | 5   | 3   | 90  | .714 | 211 | 141 | 925 | 21-5-2-2  | 20-9-3-1  | 5-3 |
| 2. Iowa         | 63 | 37 | 18 | 4   | 4   | 82  | .651 | 194 | 171 | 885 | 21-8-0-2  | 16-10-4-2 | 3-4 |
| 3. Grand Rapids | 63 | 29 | 27 | 3   | 4   | 65  | .516 | 177 | 193 | 727 | 15-11-2-3 | 14-16-1-1 | 2-4 |
| 4. Chicago      | 61 | 27 | 26 | 5   | 3   | 62  | .508 | 155 | 175 | 704 | 13-12-3-2 | 14-14-2-1 | 2-3 |
| 5. Rockford     | 63 | 29 | 30 | 2   | 2   | 62  | .492 | 156 | 187 | 817 | 17-14-0-1 | 12-16-2-1 | 4-2 |
| 6. Texas        | 62 | 27 | 28 | 3   | 4   | 61  | .492 | 171 | 192 | 685 | 16-10-3-2 | 11-18-0-2 | 6-4 |
| 7. San Antonio  | 61 | 24 | 25 | 7   | 5   | 60  | .492 | 161 | 184 | 701 | 12-11-3-5 | 12-14-4-0 | 1-5 |
| 8. Manitoba     | 61 | 27 | 33 | 1   | 0   | 55  | .451 | 160 | 190 | 856 | 18-14-0-0 | 9-19-1-0  | 3-0 |

## WESTERN CONFERENCE PACIFIC DIVISION 2019-20 REGULAR SEASON

| PACIFIC        | GP | W  | L  | OTL | SOL | PTS | PCT  | GF  | GA  | PIM | Home      | Road      | S/O |
|----------------|----|----|----|-----|-----|-----|------|-----|-----|-----|-----------|-----------|-----|
| 1. y Tucson    | 58 | 36 | 19 | 1   | 2   | 75  | .647 | 198 | 163 | 654 | 17-9-1-1  | 19-10-0-1 | 3-2 |
| 2. Colorado    | 56 | 34 | 18 | 3   | 1   | 72  | .643 | 188 | 162 | 683 | 18-10-1-1 | 16-8-2-0  | 3-1 |
| 3. Stockton    | 55 | 30 | 17 | 4   | 4   | 68  | .618 | 194 | 170 | 730 | 14-10-3-1 | 16-7-1-3  | 2-4 |
| 4. San Diego   | 57 | 30 | 19 | 6   | 2   | 68  | .596 | 185 | 164 | 662 | 15-8-3-2  | 15-11-3-0 | 2-2 |
| 5. Ontario     | 57 | 29 | 22 | 5   | 1   | 64  | .561 | 166 | 198 | 892 | 11-9-5-1  | 18-13-0-0 | 2-1 |
| 6. Bakersfield | 56 | 21 | 27 | 5   | 3   | 50  | .446 | 162 | 202 | 723 | 9-13-5-1  | 12-14-0-2 | 3-3 |
| 7. San Jose    | 55 | 21 | 27 | 5   | 2   | 49  | .445 | 179 | 192 | 670 | 12-15-3-0 | 9-12-2-2  | 0-2 |

y = clinched division title

Remainder of the 2019-20 regular season and 2020 Calder Cup Playoffs were canceled on May 11, 2020 due to the COVID-19 pandemic. The AHL's standings - sorted by points percentage - and statistics as of March 12, 2020 are considered final and official.



# SEASON IN REVIEW AHL REGULAR SEASON CONFERENCE STANDINGS



## EASTERN CONFERENCE 2019-20 REGULAR SEASON

| TEAM              | GP | W  | L  | OTL | SOL | PTS | PCT  | GF  | GA  | PIM | Home      | Road      | S/O |
|-------------------|----|----|----|-----|-----|-----|------|-----|-----|-----|-----------|-----------|-----|
| 1. y Providence   | 62 | 38 | 18 | 3   | 3   | 82  | .661 | 197 | 154 | 854 | 17-10-2-2 | 21-8-1-1  | 5-3 |
| 2. Hershey        | 62 | 37 | 18 | 3   | 4   | 81  | .653 | 187 | 157 | 713 | 21-8-1-2  | 16-10-2-2 | 4-4 |
| 3. y Belleville   | 63 | 38 | 20 | 4   | 1   | 81  | .643 | 234 | 197 | 807 | 15-15-1-1 | 23-5-3-0  | 3-1 |
| 4. Rochester      | 62 | 33 | 20 | 4   | 5   | 75  | .605 | 181 | 173 | 618 | 16-7-3-5  | 17-13-1-0 | 2-5 |
| 5. Utica          | 61 | 34 | 22 | 3   | 2   | 73  | .598 | 210 | 186 | 770 | 16-12-2-1 | 18-10-1-1 | 3-2 |
| 6. Charlotte      | 61 | 34 | 22 | 5   | 0   | 73  | .598 | 202 | 172 | 833 | 18-11-3-0 | 16-11-2-0 | 2-0 |
| 7. Hartford       | 62 | 31 | 20 | 6   | 5   | 73  | .589 | 171 | 173 | 615 | 21-6-1-2  | 10-14-5-3 | 1-5 |
| 8. Binghamton     | 62 | 34 | 24 | 4   | 0   | 72  | .581 | 189 | 182 | 631 | 20-9-3-0  | 14-15-1-0 | 6-0 |
| 9. Syracuse       | 62 | 30 | 23 | 4   | 5   | 69  | .556 | 202 | 210 | 817 | 17-9-1-3  | 13-14-3-2 | 0-5 |
| 10. Laval         | 62 | 30 | 24 | 5   | 3   | 68  | .548 | 183 | 182 | 750 | 17-9-2-2  | 13-15-3-1 | 6-3 |
| 11. Springfield   | 61 | 31 | 27 | 3   | 0   | 65  | .533 | 190 | 186 | 831 | 18-12-1-0 | 13-15-2-0 | 3-0 |
| 12. W-B/Scranton  | 63 | 29 | 26 | 3   | 5   | 66  | .524 | 164 | 193 | 797 | 15-12-1-3 | 14-14-2-2 | 4-5 |
| 13. Toronto       | 61 | 29 | 27 | 3   | 2   | 63  | .516 | 206 | 212 | 689 | 19-11-0-0 | 10-16-3-2 | 1-2 |
| 14. Lehigh Valley | 62 | 24 | 28 | 3   | 7   | 58  | .468 | 161 | 186 | 652 | 17-8-2-4  | 7-20-1-3  | 0-7 |
| 15. Cleveland     | 62 | 24 | 31 | 5   | 2   | 55  | .444 | 159 | 192 | 853 | 14-16-1-0 | 10-15-4-2 | 2-2 |
| 16. Bridgeport    | 63 | 23 | 33 | 5   | 2   | 53  | .421 | 152 | 206 | 839 | 12-14-2-2 | 11-19-3-0 | 3-2 |

## WESTERN CONFERENCE 2019-20 REGULAR SEASON

| TEAM            | GP | W  | L  | OTL | SOL | PTS | PCT  | GF  | GA  | PIM | Home      | Road      | S/O |
|-----------------|----|----|----|-----|-----|-----|------|-----|-----|-----|-----------|-----------|-----|
| 1. y Milwaukee  | 63 | 41 | 14 | 5   | 3   | 90  | .714 | 211 | 141 | 925 | 21-5-2-2  | 20-9-3-1  | 5-3 |
| 2. Iowa         | 63 | 37 | 18 | 4   | 4   | 82  | .651 | 194 | 171 | 885 | 21-8-0-2  | 16-10-4-2 | 3-4 |
| 3. y Tucson     | 58 | 36 | 19 | 1   | 2   | 75  | .647 | 198 | 163 | 654 | 17-9-1-1  | 19-10-0-1 | 3-2 |
| 4. Colorado     | 56 | 34 | 18 | 3   | 1   | 72  | .643 | 188 | 162 | 683 | 18-10-1-1 | 16-8-2-0  | 3-1 |
| 5. Stockton     | 55 | 30 | 17 | 4   | 4   | 68  | .618 | 194 | 170 | 730 | 14-10-3-1 | 16-7-1-3  | 2-4 |
| 6. San Diego    | 57 | 30 | 19 | 6   | 2   | 68  | .596 | 185 | 164 | 662 | 15-8-3-2  | 15-11-3-0 | 2-2 |
| 7. Ontario      | 57 | 29 | 22 | 5   | 1   | 64  | .561 | 166 | 198 | 892 | 11-9-5-1  | 18-13-0-0 | 2-1 |
| 8. Grand Rapids | 63 | 29 | 27 | 3   | 4   | 65  | .516 | 177 | 193 | 727 | 15-11-2-3 | 14-16-1-1 | 2-4 |
| 9. Chicago      | 61 | 27 | 26 | 5   | 3   | 62  | .508 | 155 | 175 | 704 | 13-12-3-2 | 14-14-2-1 | 2-3 |
| 10. Rockford    | 63 | 29 | 30 | 2   | 2   | 62  | .492 | 156 | 187 | 817 | 17-14-0-1 | 12-16-2-1 | 4-2 |
| 11. Texas       | 62 | 27 | 28 | 3   | 4   | 61  | .492 | 171 | 192 | 685 | 16-10-3-2 | 11-18-0-2 | 6-4 |
| 12. San Antonio | 61 | 24 | 25 | 7   | 5   | 60  | .492 | 161 | 184 | 701 | 12-11-3-5 | 12-14-4-0 | 1-5 |
| 13. Manitoba    | 61 | 27 | 33 | 1   | 0   | 55  | .451 | 160 | 190 | 856 | 18-14-0-0 | 9-19-1-0  | 3-0 |
| 14. Bakersfield | 56 | 21 | 27 | 5   | 3   | 50  | .446 | 162 | 202 | 723 | 9-13-5-1  | 12-14-0-2 | 3-3 |
| 15. San Jose    | 55 | 21 | 27 | 5   | 2   | 49  | .445 | 179 | 192 | 670 | 12-15-3-0 | 9-12-2-2  | 0-2 |

y = clinched division title

Remainder of the 2019-20 regular season and 2020 Calder Cup Playoffs were canceled on May 11, 2020 due to the COVID-19 pandemic. The AHL's standings - sorted by points percentage - and statistics as of March 12, 2020 are considered final and official.



# SEASON IN REVIEW

## REGULAR SEASON SCORING LEADERS



### POINTS

| #  | Players           | Team | GP | G  | A  | PTS |
|----|-------------------|------|----|----|----|-----|
| 1  | Sam Anas          | IA   | 63 | 20 | 50 | 70  |
| 2  | Reid Boucher      | UTI  | 53 | 34 | 33 | 67  |
| 3  | Gerry Mayhew      | IA   | 49 | 39 | 22 | 61  |
| 4  | * Josh Norris     | BEL  | 56 | 31 | 30 | 61  |
| 5  | Alex Barre-Boulet | SYR  | 60 | 27 | 29 | 56  |
| 6  | Drake Batherson   | BEL  | 44 | 16 | 38 | 54  |
| 7  | * Alex Formenton  | BEL  | 61 | 27 | 26 | 53  |
| 8  | Brayden Burke     | TUC  | 51 | 21 | 31 | 52  |
| 9  | Chris Terry       | GR   | 57 | 21 | 30 | 51  |
| 10 | Daniel Carr       | MIL  | 47 | 23 | 27 | 50  |
| 11 | Nikolay Goldobin  | UTI  | 51 | 19 | 31 | 50  |
| 12 | Kenny Agostino    | TOR  | 53 | 27 | 22 | 49  |
| 13 | * Jack Studnicka  | PRO  | 60 | 23 | 26 | 49  |
| 14 | Michael Bunting   | TUC  | 58 | 12 | 37 | 49  |
| 15 | Janne Kuokkanen   | BNG  | 56 | 15 | 33 | 48  |
| 16 | Andy Miele        | TUC  | 58 | 15 | 33 | 48  |
| 17 | * Lucas Elvenes   | CHI  | 59 | 12 | 36 | 48  |
| 18 | Jake Bean         | CHA  | 59 | 10 | 38 | 48  |
|    | several tied at   |      |    |    |    | 47  |

### GOALS

| # | Players         | Team | GP | G  |
|---|-----------------|------|----|----|
| 1 | Gerry Mayhew    | IA   | 49 | 39 |
| 2 | Reid Boucher    | UTI  | 53 | 34 |
| 3 | * Josh Norris   | BEL  | 56 | 31 |
| 4 | Justin Bailey   | UTI  | 53 | 28 |
|   | several tied at |      |    | 27 |

### ASSISTS

| # | Players         | Team | GP | A  |
|---|-----------------|------|----|----|
| 1 | Sam Anas        | IA   | 63 | 50 |
| 2 | T.J. Tynan      | COL  | 42 | 42 |
| 3 | Brennan Menell  | IA   | 57 | 42 |
|   | several tied at |      |    | 38 |

### SHOTS

| # | Players          | Team | SHOTS |
|---|------------------|------|-------|
| 1 | Reid Boucher     | UTI  | 216   |
| 2 | Josh Currie      | BAK  | 197   |
| 3 | Joel L'Esperance | TEX  | 194   |
| 4 | Eeli Tolvanen    | MIL  | 191   |
| 5 | Greg Carey       | LV   | 180   |

### PENALTY MINUTES

| # | Players           | Team | GP | PIM |
|---|-------------------|------|----|-----|
| 1 | Trent Frederic    | PRO  | 59 | 148 |
| 2 | Bokondji Imama    | ONT  | 50 | 134 |
| 3 | Joseph Cramarossa | RFD  | 51 | 126 |
| 4 | Max McCormick     | CHA  | 56 | 120 |
| 5 | Brandon Baddock   | BNG  | 50 | 114 |

### GAME-WINNING GOALS

| # | Players         | Team | GWG |
|---|-----------------|------|-----|
| 1 | Gerry Mayhew    | IA   | 10  |
| 2 | Brendan Gaunce  | PRO  | 8   |
| 3 | Brayden Burke   | TUC  | 7   |
| 4 | Reid Boucher    | UTI  | 7   |
|   | several tied at |      | 6   |

### MAJOR PENALTIES

| # | Players           | Team | MAJORS |
|---|-------------------|------|--------|
| 1 | Mason Geertsen    | HFD  | 9      |
| 2 | Trent Frederic    | PRO  | 8      |
| 3 | Joseph Cramarossa | RFD  | 8      |
| 4 | Max McCormick     | CHA  | 8      |
|   | several tied at   |      | 7      |

### MINOR PENALTIES

| # | Players         | Team | MINORS |
|---|-----------------|------|--------|
| 1 | Brad Malone     | BAK  | 34     |
| 2 | Gerry Mayhew    | IA   | 34     |
| 3 | Brett Seney     | BNG  | 33     |
| 4 | Bokondji Imama  | ONT  | 32     |
| 5 | Brandon Baddock | BNG  | 32     |

### SHORTHANDED GOALS

| # | Players          | Team | SHG |
|---|------------------|------|-----|
| 1 | * Jack Studnicka | PRO  | 7   |
| 2 | Sam Carrick      | SD   | 4   |
| 3 | Jordan Szwarcz   | BEL  | 4   |
|   | several tied at  |      | 3   |

### SHORTHANDED ASSISTS

| # | Players          | Team | SHA |
|---|------------------|------|-----|
| 1 | * Alex Formenton | BEL  | 5   |
| 2 | Jack Dougherty   | BEL  | 4   |
|   | several tied at  |      | 3   |

### SHORTHANDED POINTS

| # | Players          | Team | SH PTS |
|---|------------------|------|--------|
| 1 | * Jack Studnicka | PRO  | 10     |
| 2 | * Alex Formenton | BEL  | 6      |
|   | several tied at  |      | 5      |

### POWER-PLAY GOALS

| # | Players       | Team | PPG |
|---|---------------|------|-----|
| 1 | Charles Hudon | LAV  | 14  |
| 2 | Luke Johnson  | IA   | 13  |
| 3 | Gerry Mayhew  | IA   | 13  |
| 4 | Brayden Burke | TUC  | 13  |
| 5 | Sheldon Dries | COL  | 12  |

### POWER-PLAY ASSISTS

| # | Players         | Team | PPA |
|---|-----------------|------|-----|
| 1 | Sam Anas        | IA   | 35  |
| 2 | Brennan Menell  | IA   | 23  |
| 3 | Derrick Pouliot | SA   | 22  |
| 4 | T.J. Tynan      | COL  | 19  |
|   | several tied at |      | 18  |

### POWER-PLAY POINTS

| # | Players         | Team | PP PTS |
|---|-----------------|------|--------|
| 1 | Sam Anas        | IA   | 42     |
| 2 | Brennan Menell  | IA   | 26     |
| 3 | Brayden Burke   | TUC  | 25     |
| 4 | Derrick Pouliot | SA   | 25     |
|   | several tied at |      | 23     |



# SEASON IN REVIEW REGULAR SEASON SCORING LEADERS



## SHOOTING PERCENTAGE

| # | Players          | Team | GOALS | SHOTS | PCT  |
|---|------------------|------|-------|-------|------|
| 1 | Yakov Trenin     | MIL  | 20    | 71    | 28.2 |
| 2 | Matthew Phillips | STK  | 15    | 62    | 24.2 |
| 3 | Troy Terry       | SD   | 7     | 29    | 24.1 |
| 4 | Yannick Veilleux | LAV  | 12    | 50    | 24.0 |
| 5 | Stefan Noesen    | WBS  | 14    | 59    | 23.7 |

Shooting % - Minimum of 29 shots.

## SHOOTOUT GOALS

| # | Players           | Team | SOG |
|---|-------------------|------|-----|
| 1 | * Jason Robertson | TEX  | 5   |
| 2 | Stefan Noesen     | WBS  | 4   |
|   | several tied at   |      | 3   |

## SO-WINNING GOALS

| # | Players         | Team | SOGW |
|---|-----------------|------|------|
| 1 | Daniel Carr     | MIL  | 3    |
|   | several tied at |      | 2    |

\* - rookie

## PLUS-MINUS

| # | Players         | Team | +/- |
|---|-----------------|------|-----|
| 1 | Josiah Didier   | PRO  | 32  |
| 2 | Sam Carrick     | SD   | 27  |
| 3 | * Jeremy Davies | MIL  | 26  |
| 4 | Cole Schneider  | MIL  | 25  |
|   | several tied at |      | 24  |

## SHOOTOUT PERCENTAGE

| # | Players         | Team | GOALS | SHOTS | PCT   |
|---|-----------------|------|-------|-------|-------|
|   | several tied at |      |       |       | 100.0 |

Shootout % - Minimum of 2 attempts.



# SEASON IN REVIEW

## REGULAR SEASON GOALTENDING LEADERS



### GOALS-AGAINST AVERAGE (BASED ON 1,200 OR MORE MINUTES)

| #  | Goaltender           | TEAM | GP | MINS    | W  | L  | OT | EN | SO | GA  | GAA  | SOGP | SOW | SOL | SOGA | SOA | SO%   | SA   | SVS  | SV%  |
|----|----------------------|------|----|---------|----|----|----|----|----|-----|------|------|-----|-----|------|-----|-------|------|------|------|
| 1  | Dan Vladar           | PRO  | 25 | 1407:08 | 14 | 7  | 1  | 5  | 3  | 42  | 1.79 | 2    | 2   | 0   | 0    | 6   | 1.000 | 656  | 614  | .936 |
| 2  | Igor Shesterkin      | HFD  | 25 | 1454:37 | 17 | 4  | 3  | 1  | 3  | 46  | 1.90 | 2    | 0   | 2   | 3    | 7   | .571  | 698  | 652  | .934 |
| 3  | Connor Ingram        | MIL  | 33 | 1905:41 | 21 | 5  | 5  | 3  | 2  | 61  | 1.92 | 2    | 1   | 1   | 2    | 6   | .667  | 913  | 852  | .933 |
| 4  | Kaapo Kahkonen       | IA   | 34 | 2058:20 | 25 | 6  | 3  | 3  | 7  | 71  | 2.07 | 3    | 1   | 2   | 4    | 9   | .556  | 972  | 901  | .927 |
| 5  | Vitek Vanecek        | HER  | 31 | 1832:11 | 19 | 10 | 1  | 5  | 2  | 69  | 2.26 | 3    | 2   | 1   | 2    | 10  | .800  | 827  | 758  | .917 |
| 6  | Jonas Johansson      | ROC  | 22 | 1212:59 | 14 | 4  | 3  | 1  | 2  | 46  | 2.28 | 2    | 0   | 2   | 2    | 6   | .667  | 584  | 538  | .921 |
| 7  | Troy Grosenick       | MIL  | 33 | 1909:52 | 20 | 9  | 3  | 1  | 2  | 73  | 2.29 | 6    | 4   | 2   | 5    | 20  | .750  | 918  | 845  | .920 |
| 8  | Max Lagace           | PRO  | 33 | 1872:55 | 22 | 7  | 3  | 2  | 5  | 74  | 2.37 | 5    | 3   | 2   | 5    | 18  | .722  | 917  | 843  | .919 |
| 9  | * Cayden Primeau     | LAV  | 33 | 1887:25 | 17 | 11 | 3  | 5  | 4  | 77  | 2.45 | 3    | 2   | 1   | 3    | 9   | .667  | 834  | 757  | .908 |
| 10 | Phoenix Copley       | HER  | 31 | 1867:40 | 17 | 8  | 6  | 2  | 2  | 77  | 2.47 | 5    | 2   | 3   | 4    | 17  | .765  | 810  | 733  | .905 |
| 11 | Hunter Miska         | COL  | 26 | 1522:19 | 16 | 6  | 3  | 1  | 2  | 63  | 2.48 | 3    | 2   | 1   | 2    | 10  | .800  | 832  | 769  | .924 |
| 12 | Alex Nedeljkovic     | CHA  | 29 | 1661:22 | 16 | 10 | 2  | 3  | 4  | 69  | 2.49 | 0    | 0   | 0   | 0    | 0   | .000  | 734  | 665  | .906 |
| 13 | Andrew Hammond       | ROC  | 33 | 1922:49 | 16 | 12 | 3  | 6  | 4  | 81  | 2.53 | 3    | 1   | 2   | 2    | 10  | .800  | 876  | 795  | .908 |
| 14 | Ville Husso          | SA   | 42 | 2437:37 | 16 | 17 | 8  | 6  | 4  | 104 | 2.56 | 4    | 0   | 4   | 5    | 22  | .773  | 1149 | 1045 | .909 |
| 15 | * Jake Oettinger     | TEX  | 38 | 2103:59 | 15 | 16 | 4  | 4  | 3  | 90  | 2.57 | 6    | 2   | 4   | 7    | 23  | .696  | 1083 | 993  | .917 |
| 16 | Oscar Dansk          | CHI  | 35 | 2027:14 | 18 | 12 | 4  | 5  | 3  | 87  | 2.57 | 2    | 0   | 2   | 3    | 5   | .400  | 944  | 857  | .908 |
| 17 | Jean-Francois Berube | HFD  | 36 | 2024:00 | 13 | 17 | 4  | 6  | 3  | 88  | 2.61 | 3    | 0   | 3   | 4    | 14  | .714  | 898  | 810  | .902 |
| 18 | * Joey Daccord       | BEL  | 24 | 1401:15 | 15 | 6  | 2  | 2  | 1  | 61  | 2.61 | 2    | 1   | 1   | 2    | 5   | .600  | 721  | 660  | .915 |
| 19 | Anthony Stolarz      | SD   | 39 | 2321:24 | 21 | 12 | 6  | 5  | 0  | 103 | 2.66 | 2    | 0   | 2   | 4    | 7   | .429  | 1314 | 1211 | .922 |
| 20 | Collin Delia         | RFD  | 32 | 1824:19 | 16 | 13 | 1  | 1  | 3  | 81  | 2.66 | 5    | 4   | 1   | 2    | 16  | .875  | 925  | 844  | .912 |

### WINS

| # | Players            | Team | WINS |
|---|--------------------|------|------|
| 1 | Kaapo Kahkonen     | IA   | 25   |
| 2 | Max Lagace         | PRO  | 22   |
| 3 | Connor Ingram      | MIL  | 21   |
| 4 | * Michael DiPietro | UTI  | 21   |
| 5 | Anthony Stolarz    | SD   | 21   |

### MINUTES

| # | Players          | Team | MIN     |
|---|------------------|------|---------|
| 1 | Ville Husso      | SA   | 2437:37 |
| 2 | * Mikhail Berdin | MB   | 2424:55 |
| 3 | Casey DeSmith    | WBS  | 2359:48 |
| 4 | Anthony Stolarz  | SD   | 2321:24 |
| 5 | * Stuart Skinner | BAK  | 2266:56 |

### LOSSES

| # | Players           | Team | LOSSES |
|---|-------------------|------|--------|
| 1 | * Mikhail Berdin  | MB   | 21     |
| 2 | Casey DeSmith     | WBS  | 18     |
| 3 | Veini Vehvilainen | CLE  | 18     |
|   | several tied at   |      | 17     |

### SHUTOUTS

| # | Players         | Team | SHUTOUTS |
|---|-----------------|------|----------|
| 1 | Kaapo Kahkonen  | IA   | 7        |
| 2 | Max Lagace      | PRO  | 5        |
|   | several tied at |      | 4        |

### SAVES

| # | Players          | Team | SAVES |
|---|------------------|------|-------|
| 1 | Anthony Stolarz  | SD   | 1211  |
| 2 | * Mikhail Berdin | MB   | 1176  |
| 3 | Cal Petersen     | ONT  | 1146  |
| 4 | Casey DeSmith    | WBS  | 1092  |
| 5 | Ville Husso      | SA   | 1045  |

### SHOOTOUT WINS

| # | Players        | Team | SO WINS |
|---|----------------|------|---------|
| 1 | * Gilles Senn  | BNG  | 4       |
| 2 | Landon Bow     | TEX  | 4       |
| 3 | Casey DeSmith  | WBS  | 4       |
| 4 | Collin Delia   | RFD  | 4       |
| 5 | Troy Grosenick | MIL  | 4       |

### SHOOTOUT SAVE PERCENTAGE

| # | Players        | Team | SAVES | ATTEMPTS | SV%   |
|---|----------------|------|-------|----------|-------|
| 1 | Anton Forsberg | CHA  | 12    | 12       | 1.000 |
| 2 | Dan Vladar     | PRO  | 6     | 6        | 1.000 |
| 3 | Kevin Boyle    | SD   | 4     | 4        | 1.000 |
| 4 | Cory Schneider | BNG  | 10    | 10       | 1.000 |
| 5 | Shane Starrett | BAK  | 4     | 4        | 1.000 |

Shootout % - Minimum of 4 attempts.

### SAVE PERCENTAGE

| # | Players         | Team | GA | SAVES | SV%  |
|---|-----------------|------|----|-------|------|
| 1 | Dan Vladar      | PRO  | 42 | 614   | .936 |
| 2 | Igor Shesterkin | HFD  | 46 | 652   | .934 |
| 3 | Connor Ingram   | MIL  | 61 | 852   | .933 |
| 4 | Kaapo Kahkonen  | IA   | 71 | 901   | .927 |
| 5 | Hunter Miska    | COL  | 63 | 769   | .924 |

### SHOOTOUT LOSSES

| # | Players          | Team | LOSSES |
|---|------------------|------|--------|
| 1 | Ville Husso      | SA   | 4      |
| 2 | * Jake Oettinger | TEX  | 4      |
|   | several tied at  |      | 3      |

\* - rookie



# SEASON IN REVIEW REGULAR SEASON ROOKIE LEADERS



## POINTS

| #  | Players             | Team | GP | G  | A  | PTS |
|----|---------------------|------|----|----|----|-----|
| 1  | * Josh Norris       | BEL  | 56 | 31 | 30 | 61  |
| 2  | * Alex Formenton    | BEL  | 61 | 27 | 26 | 53  |
| 3  | * Jack Studnicka    | PRO  | 60 | 23 | 26 | 49  |
| 4  | * Lucas Elvenes     | CHI  | 59 | 12 | 36 | 48  |
| 5  | * Jason Robertson   | TEX  | 60 | 25 | 22 | 47  |
| 6  | * Brogan Rafferty   | UTI  | 57 | 7  | 38 | 45  |
| 7  | * Tommy Novak       | MIL  | 60 | 11 | 31 | 42  |
| 8  | * Owen Tippett      | SPR  | 46 | 19 | 21 | 40  |
| 9  | * Joey Keane        | CHA  | 58 | 9  | 28 | 37  |
| 10 | * Rem Pitlick       | MIL  | 63 | 20 | 16 | 36  |
| 11 | * Evan Bouchard     | BAK  | 54 | 7  | 29 | 36  |
| 12 | * Joachim Blichfeld | SJ   | 44 | 16 | 16 | 32  |
| 13 | * Nico Sturm        | IA   | 55 | 12 | 20 | 32  |
| 14 | * Luke Philp        | STK  | 52 | 19 | 12 | 31  |
| 15 | * Brandon Hagel     | RFD  | 59 | 19 | 12 | 31  |
| 16 | * Robert Lantosi    | PRO  | 50 | 11 | 20 | 31  |
| 17 | * Chase Priskie     | SPR  | 52 | 6  | 25 | 31  |
| 18 | * Bobby Nardella    | HER  | 41 | 4  | 27 | 31  |
| 19 | * Morgan Frost      | LV   | 41 | 13 | 16 | 29  |
|    | several tied at     |      |    |    |    | 28  |

## GOALS

| # | Players           | Team | GP | G  |
|---|-------------------|------|----|----|
| 1 | * Josh Norris     | BEL  | 56 | 31 |
| 2 | * Alex Formenton  | BEL  | 61 | 27 |
| 3 | * Jason Robertson | TEX  | 60 | 25 |
| 4 | * Jack Studnicka  | PRO  | 60 | 23 |
| 5 | * Rem Pitlick     | MIL  | 63 | 20 |

## ASSISTS

| # | Players           | Team | GP | A  |
|---|-------------------|------|----|----|
| 1 | * Brogan Rafferty | UTI  | 57 | 38 |
| 2 | * Lucas Elvenes   | CHI  | 59 | 36 |
| 3 | * Tommy Novak     | MIL  | 60 | 31 |
| 4 | * Josh Norris     | BEL  | 56 | 30 |
| 5 | * Evan Bouchard   | BAK  | 54 | 29 |

## SHOTS

| # | Players           | Team | SHOTS |
|---|-------------------|------|-------|
| 1 | * Josh Norris     | BEL  | 160   |
| 2 | * Alex Formenton  | BEL  | 158   |
| 3 | * Jack Studnicka  | PRO  | 154   |
| 4 | * Evan Bouchard   | BAK  | 139   |
| 5 | * Jason Robertson | TEX  | 139   |

## PENALTY MINUTES

| # | Players           | Team | GP | PIM |
|---|-------------------|------|----|-----|
| 1 | * Brady Keeper    | SPR  | 61 | 108 |
| 2 | * Brandon Duhaime | IA   | 63 | 71  |
| 3 | * Derek Sheppard  | CHA  | 26 | 67  |
| 4 | * Alex Formenton  | BEL  | 61 | 65  |
| 5 | * Reese Johnson   | RFD  | 52 | 63  |

\*rookie

## MAJOR PENALTIES

| # | Players           | Team | MAJORS |
|---|-------------------|------|--------|
| 1 | * Brandon Duhaime | IA   | 7      |
| 2 | * Brady Keeper    | SPR  | 6      |
| 3 | * Jermaine Loewen | CHI  | 6      |
| 4 | * Derek Sheppard  | CHA  | 5      |
|   | several tied at   |      | 4      |

## MINOR PENALTIES

| # | Players          | Team | MINORS |
|---|------------------|------|--------|
| 1 | * Alex Formenton | BEL  | 30     |
| 2 | * Brady Keeper   | SPR  | 24     |
| 3 | * Jeremy Davies  | MIL  | 23     |
| 4 | * Evan Bouchard  | BAK  | 21     |
| 5 | * Rem Pitlick    | MIL  | 20     |

## SHORTHANDED GOALS

| # | Players          | Team | SHG |
|---|------------------|------|-----|
| 1 | * Jack Studnicka | PRO  | 7   |
| 2 | * Parker Kelly   | BEL  | 2   |
|   | several tied at  |      | 1   |

## SHORTHANDED ASSISTS

| # | Players          | Team | SHA |
|---|------------------|------|-----|
| 1 | * Alex Formenton | BEL  | 5   |
| 2 | * Jack Studnicka | PRO  | 3   |
|   | several tied at  |      | 2   |

## SHORTHANDED POINTS

| # | Players                | Team | SH PTS |
|---|------------------------|------|--------|
| 1 | * Jack Studnicka       | PRO  | 10     |
| 2 | * Alex Formenton       | BEL  | 6      |
| 3 | * Andrew Peeke         | CLE  | 3      |
| 4 | * Isaac Ratcliffe      | LV   | 3      |
| 5 | * Axel Jonsson-Fjallby | HER  | 3      |

## POWER-PLAY GOALS

| # | Players         | Team | PPG |
|---|-----------------|------|-----|
| 1 | * Josh Norris   | BEL  | 10  |
| 2 | * Rem Pitlick   | MIL  | 10  |
|   | several tied at |      | 7   |

## POWER-PLAY ASSISTS

| # | Players           | Team | PPA |
|---|-------------------|------|-----|
| 1 | * Brogan Rafferty | UTI  | 17  |
| 2 | * Lucas Elvenes   | CHI  | 17  |
|   | several tied at   |      | 13  |





# SEASON IN REVIEW REGULAR SEASON ROOKIE LEADERS



## GAME-WINNING GOALS

| # | Players          | Team | GWG |
|---|------------------|------|-----|
| 1 | * Maxime Comtois | SD   | 5   |
| 2 | * Alex Formenton | BEL  | 5   |
|   | several tied at  |      | 4   |

## SHOOTOUT GOALS

| # | Players            | Team | SOG |
|---|--------------------|------|-----|
| 1 | * Jason Robertson  | TEX  | 5   |
| 2 | * Oliver Wahlstrom | BRI  | 3   |
| 3 | * Robert Lantosi   | PRO  | 3   |
|   | several tied at    |      | 2   |

## SHOOTING PERCENTAGE

| # | Players          | Team | GOALS | SHOTS | PCT  |
|---|------------------|------|-------|-------|------|
| 1 | * Rem Pitlick    | MIL  | 20    | 88    | 22.7 |
| 2 | * Luke Philp     | STK  | 19    | 87    | 21.8 |
| 3 | * Jesper Boqvist | BNG  | 8     | 41    | 19.5 |
| 4 | * Josh Norris    | BEL  | 31    | 160   | 19.4 |
| 5 | * Rasmus Kupari  | ONT  | 6     | 31    | 19.4 |

Shooting % - Minimum of 29 shots.

## POWER-PLAY POINTS

| # | Players           | Team | PP PTS |
|---|-------------------|------|--------|
| 1 | * Lucas Elvenes   | CHI  | 22     |
| 2 | * Josh Norris     | BEL  | 20     |
| 3 | * Brogan Rafferty | UTI  | 20     |
| 4 | * Jason Robertson | TEX  | 16     |
|   | several tied at   |      | 15     |

## SHOOTOUT PERCENTAGE

| # | Players            | Team | SOG | SO ATT | SO PCT |
|---|--------------------|------|-----|--------|--------|
| 1 | * Oliver Wahlstrom | BRI  | 3   | 4      | 75.0   |
| 2 | * Jason Robertson  | TEX  | 5   | 7      | 71.4   |
| 3 | * Robert Lantosi   | PRO  | 3   | 5      | 60.0   |
|   | several tied at    |      |     |        | 50.0   |

Shootout % - Minimum of 2 attempts.

## SO-WINNING GOALS

| # | Players            | Team | SOGW |
|---|--------------------|------|------|
| 1 | * Kirill Maksimov  | BAK  | 2    |
| 2 | * Mikhail Maltsev  | BNG  | 2    |
| 3 | * Oliver Wahlstrom | BRI  | 2    |
| 4 | * Robert Lantosi   | PRO  | 2    |
|   | several tied at    |      | 1    |

## PLUS-MINUS

| # | Players            | Team | +/- |
|---|--------------------|------|-----|
| 1 | * Jeremy Davies    | MIL  | 26  |
| 2 | * Tommy Novak      | MIL  | 20  |
| 3 | * Brogan Rafferty  | UTI  | 17  |
| 4 | * Jon Lizotte      | WBS  | 16  |
| 5 | * Martin Fehervary | HER  | 15  |

\*rookie



# SEASON IN REVIEW

## REGULAR SEASON DEFENSEMEN LEADERS



### POINTS

| #  | Players           | Team | GP | G  | A  | PTS |
|----|-------------------|------|----|----|----|-----|
| 1  | Jake Bean         | CHA  | 59 | 10 | 38 | 48  |
| 2  | Brennan Menell    | IA   | 57 | 5  | 42 | 47  |
| 3  | * Brogan Rafferty | UTI  | 57 | 7  | 38 | 45  |
| 4  | Jacob MacDonald   | COL  | 56 | 16 | 26 | 42  |
| 5  | Adam Clendening   | CLE  | 55 | 7  | 34 | 41  |
| 6  | Derrick Pouliot   | SA   | 58 | 7  | 32 | 39  |
| 7  | Kyle Capobianco   | TUC  | 42 | 10 | 27 | 37  |
| 8  | * Joey Keane      | CHA  | 58 | 9  | 28 | 37  |
| 9  | Alexandre Carrier | MIL  | 55 | 5  | 32 | 37  |
| 10 | * Evan Bouchard   | BAK  | 54 | 7  | 29 | 36  |
| 11 | * Chase Priskie   | SPR  | 57 | 8  | 27 | 35  |
| 12 | Jordan Murray     | BEL  | 57 | 6  | 28 | 34  |
| 13 | David Warsofsky   | WBS  | 51 | 10 | 23 | 33  |
| 14 | Ethan Prow        | SPR  | 42 | 9  | 23 | 32  |
| 15 | Christian Djoos   | HER  | 42 | 5  | 27 | 32  |
| 16 | Emil Djuse        | SPR  | 53 | 5  | 27 | 32  |
| 17 | Matt Donovan      | MIL  | 62 | 5  | 27 | 32  |
| 18 | Cameron Gaunce    | SYR  | 52 | 4  | 28 | 32  |
| 19 | Chris Wideman     | SD   | 53 | 9  | 22 | 31  |
| 20 | * Bobby Nardella  | HER  | 41 | 4  | 27 | 31  |

### GOALS

| # | Players         | Team | GP | G  |
|---|-----------------|------|----|----|
| 1 | Jacob MacDonald | COL  | 56 | 16 |
| 2 | Oliwer Kaski    | CHA  | 54 | 13 |
| 3 | Dylan Coghlan   | CHI  | 60 | 11 |
|   | several tied at |      |    | 10 |

### ASSISTS

| # | Players           | Team | GP | A  |
|---|-------------------|------|----|----|
| 1 | Brennan Menell    | IA   | 57 | 42 |
| 2 | * Brogan Rafferty | UTI  | 57 | 38 |
| 3 | Jake Bean         | CHA  | 59 | 38 |
| 4 | Adam Clendening   | CLE  | 55 | 34 |
|   | several tied at   |      |    | 32 |

### SHOTS

| # | Players         | Team | SHOTS |
|---|-----------------|------|-------|
| 1 | Jake Walman     | SA   | 173   |
| 2 | Zach Redmond    | ROC  | 160   |
| 3 | Jordan Gross    | TUC  | 159   |
| 4 | David Warsofsky | WBS  | 156   |
| 5 | Jacob MacDonald | COL  | 156   |

### PENALTY MINUTES

| # | Players        | Team | GP | PIM |
|---|----------------|------|----|-----|
| 1 | Mason Geertsen | HFD  | 60 | 109 |
| 2 | * Brady Keeper | SPR  | 61 | 108 |
| 3 | Louie Belpedio | IA   | 62 | 102 |
| 4 | Seth Helgeson  | BRI  | 63 | 95  |
| 5 | Jimmy Oligny   | MB   | 53 | 83  |

\* - rookie

### MAJOR PENALTIES

| # | Players         | Team | MAJORS |
|---|-----------------|------|--------|
| 1 | Mason Geertsen  | HFD  | 9      |
| 2 | * Brady Keeper  | SPR  | 6      |
| 3 | Josh Healey     | MIL  | 6      |
|   | several tied at |      | 5      |

### MINOR PENALTIES

| # | Players         | Team | MINORS |
|---|-----------------|------|--------|
| 1 | Adam Clendening | CLE  | 30     |
| 2 | Ian McCoshen    | RFD  | 29     |
| 3 | Chris Wideman   | SD   | 29     |
| 4 | William Borgen  | ROC  | 28     |
| 5 | Jordan Murray   | BEL  | 28     |

### SHORTHANDED GOALS

| # | Players         | Team | SHG |
|---|-----------------|------|-----|
|   | several tied at |      | 1   |

### SHORTHANDED ASSISTS

| # | Players           | Team | SHA |
|---|-------------------|------|-----|
| 1 | Jack Dougherty    | BEL  | 4   |
| 2 | Jani Hakanpaa     | SD   | 3   |
| 3 | Tyler Wotherspoon | LV   | 3   |
| 4 | Simon Benoit      | SD   | 3   |
|   | several tied at   |      | 2   |

### SHORTHANDED POINTS

| # | Players           | Team | SH PTS |
|---|-------------------|------|--------|
| 1 | Jack Dougherty    | BEL  | 5      |
| 2 | * Andrew Peeke    | CLE  | 3      |
| 3 | Jani Hakanpaa     | SD   | 3      |
| 4 | Tyler Wotherspoon | LV   | 3      |
| 5 | Simon Benoit      | SD   | 3      |

### POWER-PLAY GOALS

| # | Players         | Team | PPG |
|---|-----------------|------|-----|
| 1 | David Warsofsky | WBS  | 7   |
| 2 | Jacob MacDonald | COL  | 7   |
| 3 | Oliwer Kaski    | CHA  | 6   |
| 4 | Dylan Coghlan   | CHI  | 6   |
|   | several tied at |      | 5   |

### POWER-PLAY ASSISTS

| # | Players           | Team | PPA |
|---|-------------------|------|-----|
| 1 | Brennan Menell    | IA   | 23  |
| 2 | Derrick Pouliot   | SA   | 22  |
| 3 | Jake Bean         | CHA  | 18  |
| 4 | * Brogan Rafferty | UTI  | 17  |
|   | several tied at   |      | 15  |

### POWER-PLAY POINTS

| # | Players           | Team | PP PTS |
|---|-------------------|------|--------|
| 1 | Brennan Menell    | IA   | 26     |
| 2 | Derrick Pouliot   | SA   | 25     |
| 3 | Jacob MacDonald   | COL  | 21     |
| 4 | Jake Bean         | CHA  | 21     |
| 5 | * Brogan Rafferty | UTI  | 20     |



# SEASON IN REVIEW

## REGULAR SEASON DEFENSEMEN LEADERS



### GAME-WINNING GOALS

| # | Players         | Team | GWG |
|---|-----------------|------|-----|
| 1 | Trevor Carrick  | SJ   | 4   |
| 2 | Kevin Connauton | COL  | 3   |
| 3 | * Chase Priskie | SPR  | 3   |
| 4 | * Brady Keeper  | SPR  | 3   |
|   | several tied at |      | 2   |

### SHOOTOUT GOALS

| # | Players         | Team | SOG |
|---|-----------------|------|-----|
| 1 | Jordan Gross    | TUC  | 3   |
| 2 | Ben Youds       | RFD  | 2   |
| 3 | Christian Djoos | HER  | 2   |
| 4 | Kyle Wood       | GR   | 1   |
| 5 | Joey LaLeggia   | SA   | 1   |

### SHOOTING PERCENTAGE

| # | Players         | Team | GOALS | SHOTS | PCT  |
|---|-----------------|------|-------|-------|------|
| 1 | Jake Kulevich   | BAK  | 6     | 50    | 12.0 |
| 2 | Dillon Simpson  | CLE  | 9     | 81    | 11.1 |
| 3 | * Joey Keane    | CHA  | 9     | 81    | 11.1 |
| 4 | Ethan Prow      | SPR  | 9     | 81    | 11.1 |
| 5 | Kyle Capobianco | TUC  | 10    | 94    | 10.6 |

Shooting % - Minimum of 29 shots.

\*rookie

### SHOOTOUT PERCENTAGE

| # | Players         | Team | SOG | SO ATT | SO PCT |
|---|-----------------|------|-----|--------|--------|
| 1 | Ben Youds       | RFD  | 2   | 2      | 100.0  |
| 2 | Jordan Gross    | TUC  | 3   | 5      | 60.0   |
| 3 | Christian Djoos | HER  | 2   | 4      | 50.0   |
| 4 | Joey LaLeggia   | SA   | 1   | 4      | 25.0   |
|   | several tied at |      |     |        | 0.0    |

Shootout % - Minimum of 2 attempts.

### SO-WINNING GOALS

| # | Players         | Team | SOGW |
|---|-----------------|------|------|
| 1 | Kyle Wood       | GR   | 1    |
| 2 | Ben Youds       | RFD  | 1    |
| 3 | Christian Djoos | HER  | 1    |
|   | several tied at |      | 0    |

### PLUS-MINUS

| # | Players         | Team | +/- |
|---|-----------------|------|-----|
| 1 | Josiah Didier   | PRO  | 32  |
| 2 | * Jeremy Davies | MIL  | 26  |
| 3 | Hubert Labrie   | BEL  | 24  |
| 4 | Dysin Mayo      | TUC  | 24  |
| 5 | Frederic Allard | MIL  | 24  |



# SEASON IN REVIEW REGULAR SEASON SPECIAL TEAMS



## OVERALL POWER-PLAY EFFICIENCY

| RANK | TEAM | GP | ADV | PPGF | PCT  |
|------|------|----|-----|------|------|
| 1    | STK  | 55 | 203 | 52   | 25.6 |
| 2    | MIL  | 63 | 210 | 53   | 25.2 |
| 3    | CHA  | 61 | 228 | 52   | 22.8 |
| 4    | UTI  | 61 | 243 | 54   | 22.2 |
| 5    | IA   | 63 | 265 | 58   | 21.9 |
| 6    | GR   | 63 | 254 | 53   | 20.9 |
| 7    | SYR  | 62 | 262 | 53   | 20.2 |
| 8    | LAV  | 62 | 269 | 53   | 19.7 |
| 9    | SA   | 61 | 249 | 49   | 19.7 |
| 10   | CHI  | 61 | 226 | 44   | 19.5 |
| 11   | TOR  | 61 | 252 | 49   | 19.4 |
| 12   | BEL  | 63 | 267 | 50   | 18.7 |
| 13   | WBS  | 63 | 239 | 44   | 18.4 |
| 14   | BAK  | 56 | 207 | 38   | 18.4 |
| 15   | TEX  | 62 | 211 | 38   | 18.0 |
| 16   | BNG  | 62 | 249 | 44   | 17.7 |
| 17   | COL  | 56 | 250 | 44   | 17.6 |
| 18   | TUC  | 58 | 287 | 50   | 17.4 |
| 19   | ROC  | 62 | 234 | 40   | 17.1 |
| 20   | SJ   | 55 | 210 | 35   | 16.7 |
| 21   | SPR  | 61 | 252 | 42   | 16.7 |
| 22   | MB   | 61 | 199 | 33   | 16.6 |
| 23   | HER  | 62 | 206 | 33   | 16.0 |
| 24   | SD   | 57 | 230 | 35   | 15.2 |
| 25   | ONT  | 57 | 222 | 33   | 14.9 |
| 26   | PRO  | 62 | 223 | 33   | 14.8 |
| 27   | CLE  | 62 | 245 | 35   | 14.3 |
| 28   | HFD  | 62 | 217 | 30   | 13.8 |
| 29   | RFD  | 63 | 254 | 29   | 11.4 |
| 30   | BRI  | 63 | 249 | 28   | 11.2 |
| 31   | LV   | 62 | 226 | 24   | 10.6 |

## OVERALL PENALTY-KILLING RECORD

| RANK | TEAM | GP | TSH | PPGA | PCT  |
|------|------|----|-----|------|------|
| 1    | STK  | 55 | 234 | 29   | 87.6 |
| 2    | HER  | 62 | 229 | 29   | 87.3 |
| 3    | CHA  | 61 | 247 | 32   | 87.0 |
| 4    | PRO  | 62 | 256 | 36   | 85.9 |
| 5    | HFD  | 62 | 197 | 28   | 85.8 |
| 6    | MIL  | 63 | 255 | 37   | 85.5 |
| 7    | SD   | 57 | 215 | 33   | 84.7 |
| 8    | IA   | 63 | 243 | 38   | 84.4 |
| 9    | ROC  | 62 | 212 | 35   | 83.5 |
| 10   | WBS  | 63 | 248 | 42   | 83.1 |
| 11   | CLE  | 62 | 269 | 46   | 82.9 |
| 12   | SPR  | 61 | 219 | 38   | 82.6 |
| 13   | GR   | 63 | 230 | 40   | 82.6 |
| 14   | COL  | 56 | 208 | 37   | 82.2 |
| 15   | SYR  | 62 | 275 | 49   | 82.2 |
| 16   | BRI  | 63 | 241 | 43   | 82.2 |
| 17   | LV   | 62 | 223 | 40   | 82.1 |
| 18   | CHI  | 61 | 208 | 38   | 81.7 |
| 19   | SA   | 61 | 233 | 43   | 81.5 |
| 20   | LAV  | 62 | 262 | 49   | 81.3 |
| 21   | BNG  | 62 | 217 | 41   | 81.1 |
| 22   | UTI  | 61 | 252 | 49   | 80.6 |
| 23   | MB   | 61 | 239 | 47   | 80.3 |
| 24   | BEL  | 63 | 291 | 58   | 80.1 |
| 25   | BAK  | 56 | 239 | 48   | 79.9 |
| 26   | SJ   | 55 | 214 | 43   | 79.9 |
| 27   | TUC  | 58 | 219 | 46   | 79.0 |
| 28   | ONT  | 57 | 258 | 55   | 78.7 |
| 29   | TEX  | 62 | 237 | 51   | 78.5 |
| 30   | TOR  | 61 | 229 | 51   | 77.7 |
| 31   | RFD  | 63 | 239 | 57   | 76.2 |



SEASON IN REVIEW  
REGULAR SEASON ATTENDANCE

2019-20 AHL ATTENDANCE

| TEAM             | TOTAL ATTENDANCE | GAMES      | AVERAGE      |
|------------------|------------------|------------|--------------|
| Cleveland        | 280,318          | 31         | 9,043        |
| Hershey          | 280,091          | 32         | 8,753        |
| Providence       | 236,995          | 31         | 7,645        |
| Grand Rapids     | 231,431          | 31         | 7,466        |
| Lehigh Valley    | 221,552          | 31         | 7,147        |
| Chicago          | 215,562          | 30         | 7,185        |
| San Diego        | 212,296          | 28         | 7,582        |
| Ontario          | 212,074          | 26         | 8,157        |
| Charlotte        | 210,190          | 32         | 6,568        |
| Iowa             | 196,896          | 31         | 6,351        |
| San Antonio      | 187,518          | 31         | 6,049        |
| Laval            | 186,523          | 30         | 6,217        |
| Toronto          | 169,447          | 30         | 5,648        |
| Syracuse         | 164,710          | 30         | 5,490        |
| Springfield      | 163,118          | 31         | 5,262        |
| Texas            | 162,458          | 31         | 5,241        |
| Manitoba         | 158,739          | 32         | 4,961        |
| W-B/Scranton     | 157,123          | 31         | 5,068        |
| Colorado         | 155,380          | 30         | 5,179        |
| Milwaukee        | 150,983          | 30         | 5,033        |
| <b>Rochester</b> | <b>149,656</b>   | <b>31</b>  | <b>4,828</b> |
| Bakersfield      | 148,558          | 28         | 5,306        |
| Utica            | 121,895          | 31         | 3,932        |
| Rockford         | 120,290          | 32         | 3,759        |
| Hartford         | 119,015          | 30         | 3,967        |
| Tucson           | 113,594          | 28         | 4,057        |
| Bridgeport       | 106,112          | 30         | 3,537        |
| San Jose         | 105,367          | 30         | 3,512        |
| Binghamton       | 104,075          | 32         | 3,252        |
| Belleville       | 91,742           | 32         | 2,867        |
| Stockton         | 77,871           | 28         | 2,781        |
| <b>TOTAL</b>     | <b>5,211,579</b> | <b>941</b> | <b>5,538</b> |



# SEASON IN REVIEW AMERKS FINAL STATISTICS



## 2019-20 FINAL STATISTICS

| No. | PLAYER                  | POS | GP | G  | A  | PTS | +/- | PIM | PP | PPA | SHG | SHA | GW | FG | IG | OT | UA | EN | SOG | SOA | SGW | SO%  | SH  | SH%  |
|-----|-------------------------|-----|----|----|----|-----|-----|-----|----|-----|-----|-----|----|----|----|----|----|----|-----|-----|-----|------|-----|------|
| 39  | Jean-Sebastien Dea      | C   | 57 | 15 | 24 | 39  | 6   | 32  | 5  | 5   | 2   | 0   | 2  | 2  | 0  | 0  | 2  | 0  | 0   | 4   | 0   | 0.0  | 113 | 13.3 |
| 17  | Sean Malone             | C   | 58 | 12 | 18 | 30  | 15  | 26  | 0  | 2   | 2   | 1   | 3  | 1  | 1  | 0  | 2  | 1  | 0   | 1   | 0   | 0.0  | 97  | 12.4 |
| 22  | Zach Redmond            | D   | 59 | 5  | 25 | 30  | 1   | 24  | 3  | 10  | 0   | 0   | 2  | 2  | 0  | 0  | 0  | 0  | 0   | 0   | 0   | 0.0  | 160 | 3.1  |
| 15  | Andrew Oglevie          | C   | 55 | 15 | 14 | 29  | 0   | 14  | 3  | 1   | 0   | 0   | 6  | 3  | 1  | 1  | 1  | 2  | 1   | 4   | 1   | 25.0 | 104 | 14.4 |
| 19  | C.J. Smith              | LW  | 50 | 12 | 15 | 27  | -9  | 18  | 5  | 5   | 0   | 0   | 1  | 1  | 2  | 0  | 1  | 1  | 0   | 3   | 0   | 0.0  | 138 | 8.7  |
| 18  | * Jacob Bryson          | D   | 61 | 4  | 23 | 27  | 8   | 34  | 0  | 13  | 1   | 0   | 1  | 0  | 0  | 1  | 0  | 0  | 0   | 0   | 0   | 0.0  | 96  | 4.2  |
| 73  | Casey Mittelstadt       | C   | 36 | 9  | 16 | 25  | -15 | 6   | 3  | 7   | 1   | 0   | 0  | 1  | 0  | 0  | 2  | 0  | 1   | 4   | 0   | 25.0 | 83  | 10.8 |
| 81  | * Brett Murray          | LW  | 55 | 9  | 15 | 24  | 2   | 10  | 1  | 5   | 0   | 0   | 1  | 3  | 0  | 0  | 0  | 0  | 0   | 0   | 0   | 0.0  | 84  | 10.7 |
| 11  | Kevin Porter            | C   | 47 | 7  | 16 | 23  | -2  | 30  | 2  | 5   | 0   | 0   | 0  | 4  | 1  | 0  | 0  | 0  | 0   | 0   | 0   | 0.0  | 85  | 8.2  |
| 24  | Lawrence Pilot          | D   | 37 | 6  | 17 | 23  | 4   | 20  | 0  | 10  | 0   | 0   | 2  | 0  | 0  | 2  | 1  | 1  | 0   | 1   | 0   | 0.0  | 80  | 7.5  |
| 20  | Eric Cornel             | RW  | 61 | 12 | 10 | 22  | 9   | 6   | 1  | 0   | 0   | 2   | 4  | 2  | 2  | 0  | 0  | 1  | 0   | 0   | 0   | 0.0  | 104 | 11.5 |
| 13  | Scott Wilson            | LW  | 37 | 11 | 11 | 22  | -2  | 21  | 2  | 2   | 1   | 0   | 1  | 1  | 4  | 0  | 0  | 1  | 0   | 0   | 0   | 0.0  | 71  | 15.5 |
| 74  | Rasmus Asplund          | C   | 33 | 3  | 16 | 19  | -7  | 2   | 1  | 4   | 0   | 0   | 0  | 1  | 0  | 0  | 0  | 0  | 0   | 0   | 0   | 0.0  | 60  | 5.0  |
| 23  | Taylor Leier            | LW  | 27 | 11 | 6  | 17  | -9  | 4   | 7  | 2   | 1   | 1   | 2  | 2  | 0  | 0  | 1  | 0  | 0   | 2   | 0   | 0.0  | 58  | 19.0 |
| 27  | Curtis Lazar            | C   | 18 | 6  | 8  | 14  | 10  | 6   | 2  | 0   | 1   | 0   | 0  | 1  | 0  | 0  | 0  | 0  | 0   | 1   | 0   | 0.0  | 41  | 14.6 |
| 40  | Remi Elie               | LW  | 34 | 8  | 5  | 13  | -6  | 10  | 1  | 0   | 0   | 1   | 1  | 3  | 1  | 1  | 0  | 1  | 0   | 0   | 0   | 0.0  | 61  | 13.1 |
| 33  | John Gilmour            | D   | 37 | 6  | 7  | 13  | -19 | 6   | 2  | 4   | 0   | 0   | 1  | 2  | 1  | 0  | 1  | 0  | 0   | 0   | 0   | 0.0  | 100 | 6.0  |
| 72  | Tage Thompson           | RW  | 16 | 6  | 6  | 12  | 5   | 8   | 1  | 1   | 0   | 0   | 1  | 2  | 0  | 1  | 0  | 0  | 1   | 3   | 1   | 33.3 | 67  | 9.0  |
| 34  | Casey Nelson            | D   | 48 | 4  | 8  | 12  | 18  | 10  | 1  | 0   | 0   | 1   | 1  | 2  | 0  | 0  | 0  | 0  | 0   | 0   | 0   | 0.0  | 107 | 3.7  |
| 3   | William Borgen          | D   | 61 | 1  | 10 | 11  | 6   | 76  | 0  | 0   | 0   | 0   | 1  | 0  | 0  | 0  | 0  | 0  | 0   | 0   | 0   | 0.0  | 73  | 1.4  |
| 5   | Casey Fitzgerald        | D   | 25 | 2  | 6  | 8   | 3   | 30  | 0  | 0   | 0   | 1   | 0  | 0  | 0  | 0  | 0  | 0  | 0   | 0   | 0   | 0.0  | 35  | 5.7  |
| 2   | Andrew MacWilliam       | D   | 41 | 2  | 6  | 8   | -3  | 54  | 0  | 0   | 0   | 1   | 0  | 0  | 0  | 0  | 0  | 0  | 0   | 0   | 0   | 0.0  | 50  | 4.0  |
| 64  | Tyler Randell           | RW  | 22 | 5  | 2  | 7   | 2   | 35  | 0  | 0   | 0   | 0   | 0  | 1  | 2  | 0  | 1  | 0  | 0   | 0   | 0   | 0.0  | 26  | 19.2 |
| 14  | Pascal Aquin            | LW  | 16 | 3  | 2  | 5   | 2   | 9   | 0  | 0   | 0   | 0   | 1  | 0  | 1  | 0  | 0  | 0  | 0   | 0   | 0   | 0.0  | 14  | 21.4 |
| 37  | Dalton Smith            | LW  | 42 | 1  | 4  | 5   | -1  | 63  | 0  | 0   | 0   | 0   | 0  | 0  | 0  | 0  | 0  | 0  | 0   | 0   | 0   | 0.0  | 41  | 2.4  |
| 35  | Andrew Hammond          | G   | 33 | 0  | 3  | 3   | 0   | 2   | 0  | 1   | 0   | 0   | 0  | 0  | 0  | 0  | 0  | 0  | 0   | 0   | 0   | 0.0  | 0   | 0.0  |
| 16  | Brady Vail              | C   | 8  | 1  | 1  | 2   | 0   | 0   | 0  | 0   | 0   | 0   | 0  | 0  | 0  | 0  | 0  | 0  | 0   | 0   | 0   | 0.0  | 6   | 16.7 |
| 4   | Nathan Paetsch          | D   | 10 | 1  | 1  | 2   | 1   | 2   | 0  | 0   | 0   | 0   | 0  | 1  | 0  | 0  | 0  | 0  | 0   | 0   | 0   | 0.0  | 12  | 8.3  |
| 44  | Brandon Hickey          | D   | 23 | 1  | 1  | 2   | -1  | 12  | 0  | 0   | 0   | 0   | 0  | 0  | 0  | 0  | 1  | 0  | 0   | 0   | 0   | 0.0  | 26  | 3.8  |
| 21  | Jarrett Burton          | C   | 39 | 1  | 1  | 2   | -6  | 23  | 0  | 0   | 0   | 0   | 0  | 0  | 0  | 0  | 0  | 0  | 0   | 0   | 0   | 0.0  | 27  | 3.7  |
| 59  | Matthew Spencer (total) | D   | 3  | 0  | 1  | 1   | 2   | 0   | 0  | 0   | 0   | 0   | 0  | 0  | 0  | 0  | 0  | 0  | 0   | 0   | 0   | 0.0  | 3   | 0.0  |
|     | SYR                     | D   | 2  | 0  | 1  | 1   | 2   | 0   | 0  | 0   | 0   | 0   | 0  | 0  | 0  | 0  | 0  | 0  | 0   | 0   | 0   | 0.0  | 3   | 0.0  |
|     | ROC                     | D   | 1  | 0  | 0  | 0   | 0   | 0   | 0  | 0   | 0   | 0   | 0  | 0  | 0  | 0  | 0  | 0  | 0   | 0   | 0   | 0.0  | 0   | 0.0  |
| 65  | * Shaw Boomhower        | LW  | 2  | 0  | 0  | 0   | -1  | 7   | 0  | 0   | 0   | 0   | 0  | 0  | 0  | 0  | 0  | 0  | 0   | 0   | 0   | 0.0  | 2   | 0.0  |
| 1   | * Ukko-Pekka Luukkonen  | G   | 10 | 0  | 0  | 0   | 0   | 0   | 0  | 0   | 0   | 0   | 0  | 0  | 0  | 0  | 0  | 0  | 0   | 0   | 0   | 0.0  | 0   | 0.0  |
| 31  | Jonas Johansson         | G   | 22 | 0  | 0  | 0   | 0   | 0   | 0  | 0   | 0   | 0   | 0  | 0  | 0  | 0  | 0  | 0  | 0   | 0   | 0   | 0.0  | 0   | 0.0  |
|     | BENCH                   |     | 62 | 2  |    |     |     | 18  |    |     |     |     |    |    |    |    |    |    |     |     |     | 0.0  | 2   |      |

**TOTALS** 62 181 297 476 11 618 40 77 9 8 31 35 16 6 13 8 3 23 2 13.0 2023 8.9

| No. | GOALIE                 | GP        | MINS           | W         | L         | OT       | SO       | EN       | GA         | GAA         | SOGP     | SOW      | SOL      | SOGA     | SOA       | SO%          | SA          | SVS         | SV%          |
|-----|------------------------|-----------|----------------|-----------|-----------|----------|----------|----------|------------|-------------|----------|----------|----------|----------|-----------|--------------|-------------|-------------|--------------|
| 31  | Jonas Johansson        | 22        | 1212:59        | 14        | 4         | 3        | 2        | 1        | 46         | 2.28        | 2        | 0        | 2        | 2        | 6         | 0.667        | 584         | 538         | 0.921        |
| 35  | Andrew Hammond         | 33        | 1922:49        | 16        | 12        | 3        | 4        | 6        | 81         | 2.53        | 3        | 1        | 2        | 2        | 10        | 0.800        | 876         | 795         | 0.908        |
| 1   | * Ukko-Pekka Luukkonen | 10        | 610:16         | 3         | 4         | 3        | 0        | 2        | 32         | 3.15        | 2        | 1        | 1        | 1        | 4         | 0.750        | 253         | 221         | 0.874        |
|     | Empty Net              |           | 31:48          |           |           |          |          |          | 9          |             |          |          |          |          |           |              | 9           |             |              |
|     | <b>TOTALS</b>          | <b>62</b> | <b>3777:52</b> | <b>33</b> | <b>20</b> | <b>9</b> | <b>6</b> | <b>9</b> | <b>168</b> | <b>2.67</b> | <b>7</b> | <b>2</b> | <b>5</b> | <b>5</b> | <b>20</b> | <b>0.750</b> | <b>1722</b> | <b>1554</b> | <b>0.902</b> |

\* - rookie



# SEASON IN REVIEW GAME-BY-GAME RESULTS



## 2019-20 GAME-BY-GAME RESULTS ATTENDANCE

| GM | DAY  | DATE  | OPPONENT         | SCORE | RESULT | RECORD    | GOALIES                      | GWG             | PP  | PK  | SHOTS | HOME  | ROAD   |
|----|------|-------|------------------|-------|--------|-----------|------------------------------|-----------------|-----|-----|-------|-------|--------|
| 1  | Fri  | 10/4  | SYRACUSE         | 3-2   | OTW    | 1-0-0-0   | HAMMOND/Domingue             | THOMPSON-OTG    | 0-5 | 3-5 | 33-29 | 5,239 |        |
| 2  | Fri  | 10/11 | at Springfield   | 2-1   | W      | 2-0-0-0   | HAMMOND/Dgeidger             | OGLEVIE         | 1-6 | 4-5 | 40-21 |       | 6,042  |
| 3  | Sat  | 10/12 | at Providence    | 2-3   | L      | 2-1-0-0   | Johansson/LAGACE             | Steen           | 1-2 | 4-5 | 32-30 |       | 9,722  |
| 4  | Sun  | 10/13 | at Hartford      | 3-2   | SOW    | 3-1-0-0   | HAMMOND/Huska                | THOMPSON-SOG    | 0-3 | 3-3 | 38-35 |       | 2,034  |
| 5  | Fri  | 10/18 | CLEVELAND        | 3-4   | SOL    | 3-1-0-1   | Hammond/KIVLENIEKS           | Gerbe-WOG       | 0-6 | 4-5 | 31-20 | 4,058 |        |
| 6  | Sat  | 10/19 | at Utica         | 1-7   | L      | 3-2-0-1   | Hammond-Johansson/McINTYRE   | Boucher         | 0-8 | 4-5 | 46-31 |       | 3,719  |
| 7  | Wed  | 10/23 | HERSHEY          | 5-1   | W      | 4-2-0-1   | JOHANSSON/Copley             | MALONE          | 1-6 | 2-2 | 29-20 | 2,764 |        |
| 8  | Sat  | 10/26 | at Syracuse      | 7-6   | OTW    | 5-2-0-1   | Hammond-JOHANSSON/Wedgewood  | PILUT-OTG       | 2-5 | 1-3 | 28-24 |       | 5,428  |
| 9  | Sun  | 10/27 | at Springfield   | 1-2   | OTL    | 5-2-1-1   | Johansson/DREIDGER           | Borgstrom-OTG   | 0-4 | 2-4 | 50-37 |       | 3,632  |
| 10 | Wed  | 10/30 | PROVIDENCE       | 3-4   | L      | 5-3-1-1   | Johansson/LAGACE             | Carey           | 0-6 | 3-6 | 35-26 | 2,625 |        |
| 11 | Fri  | 11/1  | BINGHAMTON       | 4-2   | W      | 6-3-1-1   | HAMMOND/Senn                 | DEA             | 0-3 | 4-4 | 30-29 | 4,034 |        |
| 12 | Sat  | 11/2  | at Utica         | 6-0   | W      | 7-3-1-1   | HAMMOND/McIntyre-DiPietro    | MURRAY          | 1-5 | 6-6 | 33-28 |       | 3,935  |
| 13 | Fri  | 11/8  | BINGHAMTON       | 3-4   | SOL    | 7-3-1-2   | Johansson/SENN               | Street-SOG      | 0-6 | 2-3 | 31-29 | 6,452 |        |
| 14 | Wed  | 11/13 | SYRACUSE         | 4-3   | W      | 8-3-1-2   | JOHANSSON/Wedgewood          | CORNEL          | 1-2 | 3-3 | 33-31 | 3,161 |        |
| 15 | Fri  | 11/15 | CLEVELAND        | 3-2   | OTW    | 9-3-1-2   | JOHANSSON/Kivlenieks         | OGLEVIE-OTG     | 1-3 | 3-3 | 23-27 | 5,446 |        |
| 16 | Sat  | 11/16 | at Utica         | 4-3   | W      | 10-3-1-2  | HAMMOND/McIntyre             | NELSON          | 1-7 | 2-3 | 22-28 |       | 3,935  |
| 17 | Fri  | 11/22 | HARTFORD         | 4-0   | W      | 11-3-1-2  | HAMMOND/Shesterkin           | OGLEVIE         | 1-3 | 3-3 | 38-25 | 5,595 |        |
| 18 | Sat  | 11/23 | at Binghamton    | 4-2   | W      | 12-3-1-2  | JOHANSSON/Schneider          | CORNEL          | 0-0 | 1-2 | 33-36 |       | 3,006  |
| 19 | Fri  | 11/29 | TORONTO          | 2-3   | OTL    | 12-3-2-2  | Hammond/KASKISUO             | Aberg-OTG       | 0-3 | 3-4 | 35-31 | 6,353 |        |
| 20 | Sat  | 11/30 | at Cleveland     | 3-2   | W      | 13-3-2-2  | JOHANSSON/Vehvilainen        | OGLEVIE         | 2-4 | 4-4 | 27-26 |       | 9,150  |
| 21 | Wed  | 12/4  | TORONTO          | 4-0   | W      | 14-3-2-2  | HAMMOND/Woll                 | REDMOND         | 1-4 | 3-3 | 31-20 | 2,872 |        |
| 22 | Fri  | 12/6  | CHARLOTTE        | 4-0   | W      | 15-3-2-2  | JOHANSSON/Nadeljkovic        | MALONE          | 0-2 | 3-3 | 31-26 | 4,136 |        |
| 23 | Sat  | 12/7  | CHARLOTTE        | 1-3   | L      | 15-4-2-2  | Hammond/FORSBERG             | Geekie          | 1-5 | 3-5 | 33-30 | 4,033 |        |
| 24 | Wed  | 12/11 | WBS              | 4-2   | W      | 16-4-2-2  | HAMMOND/DiSmith              | OGLEVIE         | 0-4 | 2-2 | 30-22 | 3,213 |        |
| 25 | Fri  | 12/13 | at Laval         | 3-2   | W      | 17-4-2-2  | JOHANSSON/Lindgren           | CORNEL          | 0-2 | 4-5 | 20-37 |       | 4,740  |
| 26 | Sat  | 12/14 | at Laval         | 5-0   | W      | 18-4-2-2  | HAMMOND/Primeau              | REDMOND         | 3-5 | 3-3 | 32-27 |       | 5,914  |
| 27 | Wed  | 12/18 | at Binghamton    | 1-2   | L      | 18-5-2-2  | Hammond/SCHNEIDER            | Seney           | 0-0 | 1-1 | 24-25 |       | 2,044  |
| 28 | Fri  | 12/20 | BINGHAMTON       | 3-0   | W      | 19-5-2-2  | JOHANSSON/Cormier            | GILMOUR         | 0-2 | 6-6 | 26-40 | 4,067 |        |
| 29 | Sat  | 12/21 | UTICA            | 3-4   | L      | 19-6-2-2  | Hammond/BACHMAN              | Juolevi         | 2-3 | 2-2 | 26-26 | 4,124 |        |
| 30 | Fri  | 12/27 | BELLEVILLE       | 4-3   | W      | 20-6-2-2  | JOHANSSON/Gustavsson         | LEIER           | 2-5 | 3-4 | 31-36 | 8,053 |        |
| 31 | Sat  | 12/28 | at Binghamton    | 0-2   | L      | 20-7-2-2  | Hammond/DOMINGUE             | Zetterlund      | 0-3 | 2-2 | 32-29 |       | 3,226  |
| 32 | Tue  | 12/31 | at Utica         | 2-3   | L      | 20-8-2-2  | Hammond/McINTYRE             | Bailey          | 1-6 | 4-6 | 35-18 |       | 3,935  |
| 33 | Fri  | 1/3   | at Belleville    | 4-3   | OTW    | 21-8-2-2  | JOHANSSON/Daccord            | ELIE-OTG        | 0-5 | 3-3 | 38-22 |       | 2,993  |
| 34 | Sat  | 1/4   | at Toronto       | 2-5   | L      | 21-9-2-2  | Hammond/KASKISUO             | Kossila         | 0-0 | 1-1 | 32-27 |       | 6,714  |
| 35 | Wed  | 1/8   | BINGHAMTON       | 3-4   | SOL    | 21-9-2-3  | Johansson/SENN               | Maltsev-SOG     | 1-2 | 2-3 | 26-31 | 3,504 |        |
| 36 | Fri  | 1/10  | BELLEVILLE       | 1-5   | L      | 21-10-2-3 | Johansson-Hammond/GUSTAVSSON | Abramov         | 1-5 | 5-5 | 36-24 | 8,422 |        |
| 37 | Sat  | 1/11  | at Syracuse      | 4-5   | L      | 21-11-2-3 | Hammond/MARTIN               | Walcott         | 0-4 | 4-4 | 24-33 |       | 6,170  |
| 38 | Fri  | 1/17  | CLEVELAND        | 3-4   | SOL    | 21-11-2-4 | Luukkonen/VEHVILAINEN        | Hannikainen-SOG | 2-6 | 7-8 | 32-27 | 5,610 |        |
| 39 | Sat  | 1/18  | at Lehigh Valley | 0-4   | L      | 21-12-2-4 | Hammond/BERUBE               | Carey           | 0-3 | 2-4 | 20-23 |       | 6,450  |
| 40 | Sun  | 1/19  | at Hershey       | 1-4   | L      | 21-13-2-4 | Luukkonen/VANECEK            | Pinho           | 0-5 | 5-5 | 31-36 |       | 10,047 |
| 41 | Wed  | 1/22  | at Cleveland     | 3-2   | OTW    | 22-13-2-4 | JOHANSSON/Vehvilainen        | PILUT-OTG       | 0-4 | 2-2 | 28-25 |       | 6,735  |
| 42 | Fri  | 1/24  | LAVAL            | 5-2   | W      | 23-13-2-4 | JOHANSSON/Kinkaid            | CJ SMITH        | 1-3 | 1-2 | 35-33 | 6,039 |        |
| 43 | Sat  | 1/25  | at Syracuse      | 3-2   | W      | 24-13-2-4 | HAMMOND/Martin               | DEA             | 0-2 | 3-4 | 39-37 |       | 6,132  |
| 44 | Fri  | 1/31  | SYRACUSE         | 4-2   | W      | 25-13-2-4 | LUUKKONEN/Wedgewood          | WILSON          | 1-5 | 4-5 | 27-33 | 6,021 |        |
| 45 | Sat  | 2/1   | at Binghamton    | 3-2   | W      | 26-13-2-4 | HAMMOND/Schneider            | MALONE          | 1-5 | 2-2 | 27-32 |       | 4,639  |
| 46 | Wed  | 2/5   | at Cleveland     | 4-2   | W      | 27-13-2-4 | HAMMOND/Kivlenieks           | AQUIN           | 0-4 | 1-1 | 48-25 |       | 4,876  |
| 47 | Fri  | 2/7   | SYRACUSE         | 2-5   | L      | 27-14-2-4 | Luukkonen/MARTIN             | Barre-Boulet    | 2-3 | 2-3 | 24-30 | 5,012 |        |
| 48 | Sat  | 2/8   | at Toronto       | 0-4   | L      | 27-15-2-4 | Hammond/WOLL                 | Marchment       | 0-3 | 3-4 | 38-25 |       | 5,402  |
| 49 | Tues | 2/11  | at Charlotte     | 2-4   | L      | 27-16-2-4 | Hammond/NEDELJKOVIC          | Geekie          | 0-4 | 3-3 | 28-36 |       | 3,968  |
| 50 | Wed  | 2/12  | at Charlotte     | 2-5   | L      | 27-17-2-4 | Luukkonen/FORSBERG           | McKeown         | 1-3 | 2-2 | 44-32 |       | 5,314  |
| 51 | Sat  | 2/15  | at Syracuse      | 4-3   | OTW    | 28-17-2-4 | LUUKKONEN/Martin             | OGLEVIE-SOG     | 1-5 | 2-2 | 39-18 |       | 5,991  |



# SEASON IN REVIEW GAME-BY-GAME RESULTS



## 2019-20 GAME-BY-GAME RESULTS ATTENDANCE

| GM | DAY | DATE | OPPONENT      | SCORE | RESULT | RECORD    | GOALIES             | GWG           | PP  | PK  | SHOTS | HOME  | ROAD  |
|----|-----|------|---------------|-------|--------|-----------|---------------------|---------------|-----|-----|-------|-------|-------|
| 52 | Sun | 2/16 | UTICA         | 3-2   | W      | 29-17-2-4 | LUUKKONEN/DiPietro  | LEIER         | 0-4 | 2-2 | 25-29 | 6,769 |       |
| 53 | Wed | 2/19 | BELLEVILLE    | 2-3   | OTL    | 29-17-3-4 | Luukkonen/DACCORD   | Norris-OTG    | 0-1 | 1-1 | 29-18 | 3,783 |       |
| 54 | Fri | 2/21 | LEHIGH VALLEY | 3-2   | OTW    | 30-17-3-4 | HAMMOND/Lyon        | BRYSON-OTG    | 1-4 | 5-5 | 35-31 | 6,196 |       |
| 55 | Sat | 2/22 | CLEVELAND     | 2-3   | OTL    | 30-17-4-4 | Luukkonen/KORPISALO | Vigneault-OTG | 0-4 | 0-0 | 34-13 | 7,003 |       |
| 56 | Wed | 2/26 | UTICA         | 2-3   | SOL    | 30-17-4-5 | Hammond/DiPIETRO    | Baertschi-SOG | 0-3 | 2-3 | 36-22 | 3,137 |       |
| 57 | Fri | 2/28 | LAVAL         | 4-2   | W      | 31-17-4-5 | HAMMOND/Primeau     | CORNEL        | 1-2 | 4-4 | 30-36 | 5,425 |       |
| 58 | Sat | 2/1  | at Syracuse   | 2-4   | L      | 31-18-4-5 | Luukkonen/WEDGEWOOD | Katchouk      | 1-4 | 2-3 | 45-20 |       | 6,239 |
| 59 | Wed | 3/4  | UTICA         | 1-3   | L      | 31-19-4-5 | Hammond/DiPIETRO    | Baertschi     | 1-2 | 0-0 | 37-27 | 3,373 |       |
| 60 | Fri | 3/6  | at Belleville | 5-3   | W      | 32-19-4-5 | HAMMOND/Dubeau      | OGLEVIE       | 0-1 | 2-3 | 44-28 |       | 2,421 |
| 61 | Sat | 3/7  | at Belleville | 4-2   | W      | 33-19-4-5 | JOHANSSON/Dubeau    | BORGEN        | 1-3 | 4-4 | 41-26 |       | 3,004 |
| 62 | Wed | 3/11 | BINGHAMTON    | 2-5   | L      | 33-20-4-5 | Johansson/McINTYRE  | Sharangovich  | 2-6 | 4-4 | 33-29 | 3,127 |       |
| 64 | Fri | 3/13 | SYRACUSE      |       |        |           | <b>CANCELED</b>     |               |     |     |       |       |       |
| 63 | Sun | 3/15 | at Cleveland  |       |        |           | <b>CANCELED</b>     |               |     |     |       |       |       |
| 65 | Tue | 3/17 | at Toronto**  |       |        |           | <b>CANCELED</b>     |               |     |     |       |       |       |
| 66 | Fri | 3/20 | SPRINGFIELD   |       |        |           | <b>CANCELED</b>     |               |     |     |       |       |       |
| 67 | Sat | 3/21 | SPRINGFIELD   |       |        |           | <b>CANCELED</b>     |               |     |     |       |       |       |
| 68 | Wed | 3/25 | TORONTO       |       |        |           | <b>CANCELED</b>     |               |     |     |       |       |       |
| 69 | Sat | 3/28 | at WBS        |       |        |           | <b>CANCELED</b>     |               |     |     |       |       |       |
| 70 | Sun | 3/29 | at Bridgeport |       |        |           | <b>CANCELED</b>     |               |     |     |       |       |       |
| 71 | Wed | 4/1  | UTICA         |       |        |           | <b>CANCELED</b>     |               |     |     |       |       |       |
| 72 | Fri | 4/3  | SYRACUSE      |       |        |           | <b>CANCELED</b>     |               |     |     |       |       |       |
| 73 | Sat | 4/4  | at Syracuse   |       |        |           | <b>CANCELED</b>     |               |     |     |       |       |       |
| 74 | Wed | 4/8  | at Utica      |       |        |           | <b>CANCELED</b>     |               |     |     |       |       |       |
| 75 | Fri | 4/10 | BRIDGEPORT    |       |        |           | <b>CANCELED</b>     |               |     |     |       |       |       |
| 76 | Sat | 4/11 | at Binghamton |       |        |           | <b>CANCELED</b>     |               |     |     |       |       |       |

\*\* = Scotiabank Center, Toronto

|                        |                           | HOME    | ROAD    |
|------------------------|---------------------------|---------|---------|
| 31 - Home Games Played | <b>ATTENDANCE TOTALS:</b> | 149,646 | 157,557 |
| 31 - Road Games Played | <b>AVERAGE PER GAME:</b>  | 4,827   | 5,082   |

AHL suspended play on March 12, 2020 due to the COVID-19 pandemic. Remainder of the 2019-20 regular season and 2020 Calder Cup Playoffs were canceled on May 11, 2020 due to the COVID-19 pandemic.





# SEASON IN REVIEW AMERKS VS. THE AHL



## EASTERN CONFERENCE : AMERKS VS. NORTH DIVISION

| TEAM          | GP        | OVERALL   |           |          |          | GF         | GA         | PTS       | HOME      |          |          |          | ROAD      |          |          |          |
|---------------|-----------|-----------|-----------|----------|----------|------------|------------|-----------|-----------|----------|----------|----------|-----------|----------|----------|----------|
|               |           | W         | L         | OTL      | SOL      |            |            |           | W         | L        | OTL      | SOL      | W         | L        | OTL      | SOL      |
| BELLEVILLE    | 6         | 4         | 1         | 1        | 0        | 20         | 19         | 9         | 1         | 1        | 1        | 0        | 3         | 0        | 0        | 0        |
| BINGHAMTON    | 9         | 4         | 3         | 0        | 2        | 23         | 23         | 10        | 2         | 1        | 0        | 2        | 2         | 2        | 0        | 0        |
| CLEVELAND     | 7         | 4         | 0         | 1        | 2        | 21         | 19         | 11        | 1         | 0        | 1        | 2        | 3         | 0        | 0        | 0        |
| LAVAL         | 4         | 4         | 0         | 0        | 0        | 17         | 6          | 8         | 2         | 0        | 0        | 0        | 2         | 0        | 0        | 0        |
| SYRACUSE      | 9         | 6         | 3         | 0        | 0        | 33         | 32         | 12        | 3         | 1        | 0        | 0        | 3         | 2        | 0        | 0        |
| TORONTO       | 4         | 1         | 2         | 1        | 0        | 8          | 12         | 3         | 1         | 0        | 1        | 0        | 0         | 2        | 0        | 0        |
| UTICA         | 8         | 3         | 4         | 0        | 1        | 22         | 25         | 7         | 1         | 2        | 0        | 1        | 2         | 2        | 0        | 0        |
| <b>TOTALS</b> | <b>47</b> | <b>26</b> | <b>13</b> | <b>3</b> | <b>5</b> | <b>144</b> | <b>136</b> | <b>60</b> | <b>11</b> | <b>5</b> | <b>3</b> | <b>5</b> | <b>15</b> | <b>8</b> | <b>0</b> | <b>0</b> |

## EASTERN CONFERENCE : AMERKS VS. ATLANTIC DIVISION

| TEAM          | GP        | OVERALL  |          |          |          | GF        | GA        | PTS       | HOME     |          |          |          | ROAD     |          |          |          |
|---------------|-----------|----------|----------|----------|----------|-----------|-----------|-----------|----------|----------|----------|----------|----------|----------|----------|----------|
|               |           | W        | L        | OTL      | SOL      |           |           |           | W        | L        | OTL      | SOL      | W        | L        | OTL      | SOL      |
| BRIDGEPORT    | 0         | 0        | 0        | 0        | 0        | 0         | 0         | 0         | 0        | 0        | 0        | 0        | 0        | 0        | 0        | 0        |
| CHARLOTTE     | 4         | 1        | 3        | 0        | 0        | 9         | 12        | 2         | 1        | 1        | 0        | 0        | 0        | 2        | 0        | 0        |
| HARTFORD      | 2         | 2        | 0        | 0        | 0        | 7         | 2         | 4         | 1        | 0        | 0        | 0        | 1        | 0        | 0        | 0        |
| HERSHEY       | 2         | 1        | 1        | 0        | 0        | 6         | 5         | 2         | 1        | 0        | 0        | 0        | 0        | 1        | 0        | 0        |
| LEHIGH VALLEY | 2         | 1        | 1        | 0        | 0        | 3         | 6         | 2         | 1        | 0        | 0        | 0        | 0        | 1        | 0        | 0        |
| PROVIDENCE    | 2         | 0        | 2        | 0        | 0        | 5         | 7         | 0         | 0        | 1        | 0        | 0        | 0        | 1        | 0        | 0        |
| SPRINGFIELD   | 2         | 1        | 0        | 1        | 0        | 3         | 3         | 3         | 0        | 0        | 0        | 0        | 1        | 0        | 1        | 0        |
| W-B/SCRANTON  | 1         | 1        | 0        | 0        | 0        | 4         | 2         | 2         | 1        | 0        | 0        | 0        | 0        | 0        | 0        | 0        |
| <b>TOTALS</b> | <b>15</b> | <b>7</b> | <b>7</b> | <b>1</b> | <b>0</b> | <b>37</b> | <b>37</b> | <b>15</b> | <b>5</b> | <b>2</b> | <b>0</b> | <b>0</b> | <b>2</b> | <b>5</b> | <b>1</b> | <b>0</b> |

**EAST CONF TOTALS** 62 33 20 4 5 181 173 75 16 7 3 5 17 13 1 0

## WESTERN CONFERENCE : AMERKS VS. CENTRAL DIVISION

| TEAM          | GP       | OVERALL  |          |          |          | GF       | GA       | PTS      | HOME     |          |          |          | ROAD     |          |          |          |
|---------------|----------|----------|----------|----------|----------|----------|----------|----------|----------|----------|----------|----------|----------|----------|----------|----------|
|               |          | W        | L        | OTL      | SOL      |          |          |          | W        | L        | OTL      | SOL      | W        | L        | OTL      | SOL      |
| CHICAGO       | 0        | 0        | 0        | 0        | 0        | 0        | 0        | 0        | 0        | 0        | 0        | 0        | 0        | 0        | 0        | 0        |
| COLORADO      | 0        | 0        | 0        | 0        | 0        | 0        | 0        | 0        | 0        | 0        | 0        | 0        | 0        | 0        | 0        | 0        |
| GRAND RAPIDS  | 0        | 0        | 0        | 0        | 0        | 0        | 0        | 0        | 0        | 0        | 0        | 0        | 0        | 0        | 0        | 0        |
| IOWA          | 0        | 0        | 0        | 0        | 0        | 0        | 0        | 0        | 0        | 0        | 0        | 0        | 0        | 0        | 0        | 0        |
| MANITOBA      | 0        | 0        | 0        | 0        | 0        | 0        | 0        | 0        | 0        | 0        | 0        | 0        | 0        | 0        | 0        | 0        |
| MILWAUKEE     | 0        | 0        | 0        | 0        | 0        | 0        | 0        | 0        | 0        | 0        | 0        | 0        | 0        | 0        | 0        | 0        |
| ROCKFORD      | 0        | 0        | 0        | 0        | 0        | 0        | 0        | 0        | 0        | 0        | 0        | 0        | 0        | 0        | 0        | 0        |
| <b>TOTALS</b> | <b>0</b> | <b>0</b> | <b>0</b> | <b>0</b> | <b>0</b> | <b>0</b> | <b>0</b> | <b>0</b> | <b>0</b> | <b>0</b> | <b>0</b> | <b>0</b> | <b>0</b> | <b>0</b> | <b>0</b> | <b>0</b> |

## WESTERN CONFERENCE : AMERKS VS. PACIFIC DIVISION

| TEAM          | GP       | OVERALL  |          |          |          | GF       | GA       | PTS      | HOME     |          |          |          | ROAD     |          |          |          |
|---------------|----------|----------|----------|----------|----------|----------|----------|----------|----------|----------|----------|----------|----------|----------|----------|----------|
|               |          | W        | L        | OTL      | SOL      |          |          |          | W        | L        | OTL      | SOL      | W        | L        | OTL      | SOL      |
| BAKERSFIELD   | 0        | 0        | 0        | 0        | 0        | 0        | 0        | 0        | 0        | 0        | 0        | 0        | 0        | 0        | 0        | 0        |
| ONTARIO       | 0        | 0        | 0        | 0        | 0        | 0        | 0        | 0        | 0        | 0        | 0        | 0        | 0        | 0        | 0        | 0        |
| SAN ANTONIO   | 0        | 0        | 0        | 0        | 0        | 0        | 0        | 0        | 0        | 0        | 0        | 0        | 0        | 0        | 0        | 0        |
| SAN DIEGO     | 0        | 0        | 0        | 0        | 0        | 0        | 0        | 0        | 0        | 0        | 0        | 0        | 0        | 0        | 0        | 0        |
| SAN JOSE      | 0        | 0        | 0        | 0        | 0        | 0        | 0        | 0        | 0        | 0        | 0        | 0        | 0        | 0        | 0        | 0        |
| STOCKTON      | 0        | 0        | 0        | 0        | 0        | 0        | 0        | 0        | 0        | 0        | 0        | 0        | 0        | 0        | 0        | 0        |
| TEXAS         | 0        | 0        | 0        | 0        | 0        | 0        | 0        | 0        | 0        | 0        | 0        | 0        | 0        | 0        | 0        | 0        |
| TUCSON        | 0        | 0        | 0        | 0        | 0        | 0        | 0        | 0        | 0        | 0        | 0        | 0        | 0        | 0        | 0        | 0        |
| <b>TOTALS</b> | <b>0</b> | <b>0</b> | <b>0</b> | <b>0</b> | <b>0</b> | <b>0</b> | <b>0</b> | <b>0</b> | <b>0</b> | <b>0</b> | <b>0</b> | <b>0</b> | <b>0</b> | <b>0</b> | <b>0</b> | <b>0</b> |

**WEST CONF TOTALS** 0 0 0 0 0 0 0 0 0 0 0 0 0 0 0 0 0

**AHL TOTALS** 62 33 20 4 5 181 173 75 16 7 3 5 17 13 1 0



# SEASON IN REVIEW REGULAR SEASON HIGHS & LOWS



## SCORING

|                             |   |                        |
|-----------------------------|---|------------------------|
| MOST GOALS SCORED – GAME    | 7 | 10/26 @ Syracuse       |
| MOST GOALS SCORED – PERIOD  | 3 | 8 Times                |
| MOST GOALS ALLOWED – GAME   | 7 | 10/19 vs Utica         |
| MOST GOALS ALLOWED - PERIOD | 5 | 2/12 @ Charlotte (2nd) |
| LARGEST MARGIN OF VICTORY   | 6 | 11/2 @ Utica (6-0)     |
| LARGEST MARGIN OF DEFEAT    | 6 | 10/19 at Utica (1-7)   |

## SHOTS

|                               |    |   |
|-------------------------------|----|---|
| MOST SHOTS TAKEN – GAME       | 50 | 10/27 @ Springfield                       |
| MOST SHOTS TAKEN – PERIOD     | 26 | 10/27 @ Springfield (1st)                 |
| FEWEST SHOTS TAKEN – GAME     | 20 | 12/13 @ Laval, 1/18 @ Lehigh Valley       |
| FEWEST SHOTS TAKEN – PERIOD   | 2  | 11/15 vs Cleveland (3rd)                  |
| MOST SHOTS ALLOWED – GAME     | 40 | 12/20 vs Binghamton                       |
| MOST SHOTS ALLOWED – PERIOD   | 19 | 11/23 @ Binghamton (3rd), 1/25 @ Syracuse |
| FEWEST SHOTS ALLOWED – GAME   | 13 | 2/22 vs Cleveland                         |
| FEWEST SHOTS ALLOWED – PERIOD | 1  | 2/15 @ Syracuse (1st)                     |

## PENALTY MINUTES

|   |    |                          |
|---|----|--------------------------|
| MOST PENALTY MINUTES – GAME               | 31 | 1/31 vs Syracuse         |
| MOST PENALTY MINUTES – PERIOD             | 17 | 10/18 vs Cleveland (2nd) |
| FEWEST PENALTY MINUTES – GAME             | 0  | 3/4 vs Utica             |
| MOST PENALTY MINUTES – OPPONENTS – GAME   | 31 | 1/24 vs Laval            |
| FEWEST PENALTY MINUTES – OPPONENTS – GAME | 0  | 12/18 @ Binghamton       |

## TEAM STREAKS

|                               |                                  |
|-------------------------------|----------------------------------|
| LONGEST WINNING STREAK        | 6 Games, 12 w/ points (10-0-1-1) |
| LONGEST WINNING STREAK – HOME | 3 Games, 7 w/ points (5-0-1-1)   |
| LONGEST WINNING STREAK – ROAD | 6 Game, 8 w/ points (7-0-0-1)    |
| LONGEST LOSING STREAK         | 4 Games, Winless: 7 (0-5-0-2)    |
| LONGEST LOSING STREAK – HOME  | 1 Game, Winless: 3 (0-1-0-2)     |
| LONGEST LOSING STREAK – ROAD  | 4 Games                          |



## SEASON IN REVIEW REGULAR SEASON HIGHS & LOWS



### INDIVIDUAL RECORDS

|                             |    |                              |
|-----------------------------|----|------------------------------|
| MOST GOALS – GAME           | 3  | Oglevie (11/30 @ Cleveland)  |
| MOST ASSISTS – GAME         | 3  | Lazar, Redmond, Porter       |
| MOST POINTS – GAME          | 5  | Lazar (10/26 @ Syracuse)     |
| MOST PENALTY MINUTES – GAME | 19 | Borgen, 10/18 vs Cleveland   |
| MOST SHOTS – GAME           | 10 | Gilmour (3/11 vs Binghamton) |

### INDIVIDUAL STREAKS

|                                      |   |  |
|--------------------------------------|---|--|
| CONSECUTIVE GAME GOAL-SCORING STREAK | 4 | Oglevie  |
| CONSECUTIVE GAME ASSIST STREAK       | 4 | Mittelstadt (0+4=4)                              |
| CONSECUTIVE GAME POINT STREAK        | 7 | Malone (3+4=7), Oglevie (7+3=10), Porter (2+7=9) |



# SEASON IN REVIEW BY THE NUMBERS



| AMERKS WHEN...                    | TIMES | HOME |   |     |     | ROAD |   |     |     | OVERALL |    |     |     | PTS |
|-----------------------------------|-------|------|---|-----|-----|------|---|-----|-----|---------|----|-----|-----|-----|
|                                   |       | W    | L | OTL | SOL | W    | L | OTL | SOL | W       | L  | OTL | SOL |     |
| SCORING FIRST GOAL OF GAME        | 35    | 14   | 2 | 2   | 2   | 8    | 6 | 1   | 0   | 22      | 8  | 3   | 2   | 49  |
| ALLOWING FIRST GOAL OF GAME       | 27    | 2    | 5 | 1   | 3   | 9    | 7 | 0   | 0   | 11      | 12 | 1   | 3   | 26  |
| NEITHER TEAM SCORES IN REGULATION | 0     | 0    | 0 | 0   | 0   | 0    | 0 | 0   | 0   | 0       | 0  | 0   | 0   | 0   |
| OUTSHOOTING THE OPPONENT          | 44    | 10   | 5 | 3   | 4   | 13   | 8 | 1   | 0   | 23      | 13 | 4   | 4   | 54  |
| SHOTS ARE TIED                    | 1     | 0    | 1 | 0   | 0   | 0    | 0 | 0   | 0   | 0       | 1  | 0   | 0   | 0   |
| OUTSHOT BY THE OPPONENT           | 17    | 6    | 1 | 0   | 1   | 4    | 5 | 0   | 0   | 10      | 6  | 0   | 1   | 21  |
| LEADING AFTER ONE PERIOD          | 28    | 13   | 1 | 2   | 2   | 7    | 3 | 0   | 0   | 20      | 4  | 2   | 2   | 44  |
| TIED AFTER ONE PERIOD             | 17    | 2    | 2 | 0   | 3   | 4    | 5 | 1   | 0   | 6       | 7  | 1   | 3   | 16  |
| TRAILING AFTER ONE PERIOD         | 17    | 1    | 4 | 1   | 0   | 6    | 5 | 0   | 0   | 7       | 9  | 1   | 0   | 15  |
| LEADING AFTER TWO PERIODS         | 28    | 12   | 0 | 2   | 2   | 10   | 1 | 1   | 0   | 22      | 1  | 3   | 2   | 49  |
| TIED AFTER TWO PERIODS            | 14    | 3    | 2 | 1   | 1   | 4    | 3 | 0   | 0   | 7       | 5  | 1   | 1   | 16  |
| TRAILING AFTER TWO PERIODS        | 20    | 1    | 5 | 0   | 2   | 3    | 9 | 0   | 0   | 4       | 14 | 0   | 2   | 10  |
| IN OVERTIME                       | 10    | 3    | X | 3   | X   | 3    | X | 1   | X   | 6       | X  | 4   | X   | 16  |
| IN SHOOTOUT                       | 7     | 0    | X | X   | 5   | 2    | X | X   | 0   | 2       | X  | X   | 5   | 9   |
| ONE-GOAL GAME                     | 33    | 6    | 2 | 3   | 5   | 11   | 5 | 1   | 0   | 17      | 7  | 4   | 5   | 43  |
| TWO-GOAL GAME                     | 12    | 4    | 2 | 0   | 0   | 4    | 2 | 0   | 0   | 8       | 4  | 0   | 0   | 16  |
| THREE-GOAL GAME                   | 7     | 2    | 2 | 0   | 0   | 0    | 3 | 0   | 0   | 2       | 5  | 0   | 0   | 4   |
| FOUR-GOAL GAME                    | 7     | 4    | 1 | 0   | 0   | 0    | 2 | 0   | 0   | 4       | 3  | 0   | 0   | 8   |
| FIVE-GOAL GAME                    | 1     | 0    | 0 | 0   | 0   | 1    | 0 | 0   | 0   | 1       | 0  | 0   | 0   | 2   |
| SIX OR MORE GOAL GAME             | 2     | 0    | 0 | 0   | 0   | 1    | 1 | 0   | 0   | 1       | 1  | 0   | 0   | 2   |

| AMERKS BY THE MONTH... | GP        | HOME      |          |          |          | ROAD      |           |          |          | OVERALL   |           |          |          | PTS       |
|------------------------|-----------|-----------|----------|----------|----------|-----------|-----------|----------|----------|-----------|-----------|----------|----------|-----------|
|                        |           | W         | L        | OTL      | SOL      | W         | L         | OTL      | SOL      | W         | L         | OTL      | SOL      |           |
| OCTOBER                | 10        | 2         | 1        | 0        | 1        | 3         | 2         | 1        | 0        | 5         | 3         | 1        | 1        | 12        |
| NOVEMBER               | 10        | 4         | 0        | 1        | 1        | 4         | 0         | 0        | 0        | 8         | 0         | 1        | 1        | 18        |
| DECEMBER               | 12        | 5         | 2        | 0        | 0        | 2         | 3         | 0        | 0        | 7         | 5         | 0        | 0        | 14        |
| JANUARY                | 12        | 2         | 1        | 0        | 2        | 3         | 4         | 0        | 0        | 5         | 5         | 0        | 2        | 12        |
| FEBRUARY               | 14        | 3         | 1        | 2        | 1        | 3         | 4         | 0        | 0        | 6         | 5         | 2        | 1        | 15        |
| MARCH                  | 4         | 0         | 2        | 0        | 0        | 2         | 0         | 0        | 0        | 2         | 2         | 0        | 0        | 4         |
| APRIL                  | 0         | 0         | 0        | 0        | 0        | 0         | 0         | 0        | 0        | 0         | 0         | 0        | 0        | 0         |
| <b>TOTALS</b>          | <b>62</b> | <b>16</b> | <b>7</b> | <b>3</b> | <b>5</b> | <b>17</b> | <b>13</b> | <b>1</b> | <b>0</b> | <b>33</b> | <b>20</b> | <b>4</b> | <b>5</b> | <b>75</b> |

| AMERKS BY THE DAY... | GP        | HOME      |          |          |          | ROAD      |           |          |          | OVERALL   |           |          |          | PTS       |
|----------------------|-----------|-----------|----------|----------|----------|-----------|-----------|----------|----------|-----------|-----------|----------|----------|-----------|
|                      |           | W         | L        | OTL      | SOL      | W         | L         | OTL      | SOL      | W         | L         | OTL      | SOL      |           |
| MONDAY               | 0         | 0         | 0        | 0        | 0        | 0         | 0         | 0        | 0        | 0         | 0         | 0        | 0        | 0         |
| TUESDAY              | 2         | 0         | 0        | 0        | 0        | 0         | 2         | 0        | 0        | 0         | 2         | 0        | 0        | 0         |
| WEDNESDAY            | 15        | 4         | 3        | 1        | 2        | 3         | 2         | 0        | 0        | 7         | 5         | 1        | 2        | 17        |
| THURSDAY             | 0         | 0         | 0        | 0        | 0        | 0         | 0         | 0        | 0        | 0         | 0         | 0        | 0        | 0         |
| FRIDAY               | 21        | 11        | 2        | 1        | 3        | 4         | 0         | 0        | 0        | 15        | 2         | 1        | 3        | 34        |
| SATURDAY             | 20        | 0         | 2        | 1        | 0        | 9         | 8         | 0        | 0        | 9         | 10        | 1        | 0        | 19        |
| SUNDAY               | 4         | 1         | 0        | 0        | 0        | 1         | 1         | 1        | 0        | 2         | 1         | 1        | 0        | 5         |
| <b>TOTALS</b>        | <b>62</b> | <b>16</b> | <b>7</b> | <b>3</b> | <b>5</b> | <b>17</b> | <b>13</b> | <b>1</b> | <b>0</b> | <b>33</b> | <b>20</b> | <b>4</b> | <b>5</b> | <b>75</b> |



# SEASON IN REVIEW BY THE NUMBERS



## AMERKS MONTH-BY-MONTH

| MONTH          | W-L-OTL-SOL      | POINTS    |
|----------------|------------------|-----------|
| OCTOBER:       | 5-3-1-1          | 12        |
| NOVEMBER:      | 8-0-1-1          | 18        |
| DECEMBER:      | 7-5-0-0          | 14        |
| JANUARY:       | 5-5-0-2          | 12        |
| FEBRUARY:      | 6-5-2-1          | 15        |
| MARCH:         | 2-2-0-0          | 4         |
| APRIL:         | 0-0-0-0          | 0         |
| <b>TOTALS:</b> | <b>33-20-4-5</b> | <b>75</b> |

## POWER-PLAY

|          | G  | ATT. | %    | RANK |
|----------|----|------|------|------|
| Overall: | 40 | 234  | 17.1 | 19th |
| Home:    | 23 | 118  | 19.5 | 14th |
| Road:    | 17 | 116  | 14.7 | 20th |

## PENALTY KILLING

|          | G  | ATT. | %    | RANK   |
|----------|----|------|------|--------|
| Overall: | 35 | 212  | 83.5 | 9th    |
| Home:    | 17 | 108  | 84.3 | 12th   |
| Road:    | 18 | 104  | 82.7 | T-10th |

## SCORING BY PERIOD

|                      | 1  | 2  | 3  | OT | SO | TOTAL | AVG. | RANK  |
|----------------------|----|----|----|----|----|-------|------|-------|
| Rochester Americans: | 53 | 63 | 57 | 6  | 2  | 181   | 2.92 | 18th  |
| Opponents:           | 36 | 62 | 66 | 4  | 5  | 173   | 2.59 | T-5th |

## SHOTS BY PERIOD

|                      | 1   | 2   | 3   | OT | SO | TOTAL | AVG.  | RANK |
|----------------------|-----|-----|-----|----|----|-------|-------|------|
| Rochester Americans: | 721 | 676 | 589 | 35 | 23 | 2,044 | 32.63 | 4th  |
| Opponents:           | 508 | 596 | 586 | 32 | 20 | 1,742 | 27.85 | 4th  |

# SEASON IN REVIEW SHOOTOUT RESULTS



## SHOOTOUT RESULTS

| Date  | Opponent      | Results | Amerks Shooters                            | Amerks Saves       | Opponent Saves       |
|-------|---------------|---------|--|--------------------|----------------------|
| 10/13 | AT HFD (3-2)  | W       | THOMPSON, DEA                              | HAMMOND (3 OF 3)   | HUSKA (1 OF 2)       |
| 10/18 | VS. CLE (3-4) | L       | THOMPSON, DEA, CJ SMITH                    | HAMMOND (1 OF 2)   | KIVLENIEKS (3 OF 3)  |
| 11/8  | VS. BNG (3-4) | L       | THOMPSON, LAZAR, DEA, OGLEVIE              | JOHANSSON (3 OF 4) | SENN (4 OF 4)        |
| 1/8   | VS. BNG (3-4) | L       | MITTELSTADT, CJ SMITH, DEA                 | JOHANSSON (1 OF 2) | SENN (3 OF 3)        |
| 1/17  | VS. CLE (3-4) | L       | MITTELSTADT, OGLEVIE, CJ SMITH             | LUUKKONEN (1 OF 2) | VEHVILAINEN (3 OF 3) |
| 2/15  | AT SYR (4-3)  | W       | OGLEVIE, LEIER, MITTELSTADT                | LUUKKONEN (2 OF 2) | MARTIN (1 OF 3)      |
| 2/26  | VS. UTI (2-3) | L       | LEIER, OGLEVIE, MITTELSTADT, MALONE, PILUT | HAMMOND (4 OF 5)   | DIPIETRO (5 OF 5)    |

## SHOOTOUT RESULTS - BY PLAYER

| Number | Player      | Goals | Attempts | Percentage |
|--------|-------------|-------|----------|------------|
| 72     | THOMPSON    | 1     | 3        | 33.3%      |
| 15     | OGLEVIE     | 1     | 4        | 25.0%      |
| 73     | MITTELSTADT | 1     | 4        | 25.0%      |
| 39     | DEA         | 0     | 4        | 0.0%       |
| 19     | CJ SMITH    | 0     | 3        | 0.0%       |
| 23     | LEIER       | 0     | 2        | 0.0%       |
| 27     | LAZAR       | 0     | 1        | 0.0%       |
| 17     | MALONE      | 0     | 1        | 0.0%       |
| 24     | PILUT       | 0     | 1        | 0.0%       |

## SHOOTOUT RESULTS - BY GOALTENDER

| Number | Goalie    | Saves | Attempts | Percentage | Record |
|--------|-----------|-------|----------|------------|--------|
| 35     | HAMMOND   | 8     | 10       | 80.0%      | 1-2    |
| 31     | JOHANSSON | 4     | 6        | 66.7%      | 0-2    |
| 1      | LUUKKONEN | 3     | 5        | 60.0%      | 1-1    |



# SEASON IN REVIEW REGULAR SEASON ADDITIONAL STATS



| SCORING       | MULTIPLE POINT GAMES |           |          |          |          | MULTIPLE GOAL GAMES |          |          |          | OTHER STATS |          |           |           |
|---------------|----------------------|-----------|----------|----------|----------|---------------------|----------|----------|----------|-------------|----------|-----------|-----------|
|               | 2PTS                 | 3PTS      | 4PTS     | 5PTS     | 6PTS     | 2GG                 | 3GG      | 4GG      | 5GG      | ENG         | OTG      | UAG       | GWA       |
| DEA           | 5                    |           | 1        |          |          | 1                   |          |          |          |             |          | 2         | 6         |
| REDMOND       | 4                    | 1         |          |          |          |                     |          |          |          |             |          |           | 4         |
| THOMPSON      | 3                    |           |          |          |          | 1                   |          |          |          |             | 1        |           | 1         |
| ELIE          | 3                    |           |          |          |          |                     |          |          |          | 1           | 1        |           | 1         |
| WILSON        | 3                    | 1         |          |          |          | 2                   |          |          |          | 1           |          |           | 1         |
| MURRAY        | 5                    |           |          |          |          | 1                   |          |          |          |             |          |           | 5         |
| BRYSON        | 5                    |           |          |          |          |                     |          |          |          |             |          |           | 5         |
| CJ SMITH      | 4                    | 2         |          |          |          |                     |          |          |          |             |          | 1         | 2         |
| MALONE        | 4                    |           |          |          |          |                     |          |          |          | 1           |          | 2         | 2         |
| FITZGERALD    | 3                    |           |          |          |          |                     |          |          |          |             |          |           |           |
| OGLEVIE       | 3                    | 1         |          |          |          | 1                   | 1        |          |          | 2           | 1        | 1         | 1         |
| GILMOUR       | 3                    |           |          |          |          |                     |          |          |          |             |          | 1         | 1         |
| MITTLESTADT   | 3                    |           |          |          |          |                     |          |          |          |             |          | 2         | 3         |
| ASPLUND       | 3                    |           |          |          |          |                     |          |          |          |             |          |           | 4         |
| PORTER        | 2                    | 1         |          |          |          |                     |          |          |          |             |          |           | 3         |
| LEIER         | 3                    |           |          |          |          | 2                   |          |          |          |             |          | 1         | 1         |
| LAZAR         | 2                    |           |          | 1        |          | 1                   |          |          |          |             |          | 1         |           |
| AQUIN         | 1                    |           |          |          |          | 1                   |          |          |          |             |          |           | 1         |
| BORGEN        | 1                    |           |          |          |          |                     |          |          |          |             |          |           | 4         |
| NELSON        | 1                    | 1         |          |          |          | 1                   |          |          |          |             |          |           | 1         |
| PILUT         |                      | 3         |          |          |          |                     |          |          |          | 1           | 2        |           | 4         |
| CORNEL        | 2                    | 1         |          |          |          | 1                   |          |          |          | 1           |          |           | 2         |
| D. SMITH      | 1                    |           |          |          |          |                     |          |          |          |             |          |           | 1         |
| HICKEY        |                      |           |          |          |          |                     |          |          |          |             |          | 1         |           |
| HAMMOND       |                      |           |          |          |          |                     |          |          |          |             |          |           | 1         |
| RANDELL       |                      |           |          |          |          |                     |          |          |          |             |          | 1         |           |
| <b>TOTALS</b> | <b>64</b>            | <b>11</b> | <b>1</b> | <b>1</b> | <b>0</b> | <b>12</b>           | <b>1</b> | <b>0</b> | <b>0</b> | <b>7</b>    | <b>5</b> | <b>11</b> | <b>56</b> |

GTG = Game Tying Goal    ENG = Empty Net Goal    OTG – Overtime Goal    UAG – Unassisted Goal    GWA – Game Winning Assist

| GOALTENDING             | GOALS-AGAINST PER GAME |          |           |           |           |          |          |          |          |          | SEASON TOTAL |          |          |
|-------------------------|------------------------|----------|-----------|-----------|-----------|----------|----------|----------|----------|----------|--------------|----------|----------|
|                         | OGA                    | 1GA      | 2GA       | 3GA       | 4GA       | 5GA      | 6GA      | 7GA      | 8+GA     | 9+GA     | PPGS         | SHGS     | ENGs     |
| HAMMOND                 | 4                      | 1        | 11        | 7         | 5         | 2        |          |          |          |          | 19           | 2        | 6        |
| JOHANSSON               | 2                      | 1        | 8         | 5         | 2         | 1        |          |          |          |          | 3            | 6        | 1        |
| LUUKKONEN               |                        |          | 2         | 3         | 3         | 2        |          |          |          |          | 3            | 1        | 2        |
| <b>COMBINED GOALIES</b> |                        |          |           |           |           | 1        | 1        | 1        |          |          | ---          | ---      | ---      |
| <b>TOTALS</b>           | <b>6</b>               | <b>2</b> | <b>21</b> | <b>15</b> | <b>10</b> | <b>6</b> | <b>1</b> | <b>1</b> | <b>0</b> | <b>0</b> | <b>25</b>    | <b>9</b> | <b>9</b> |

1GG,2GG,3GG = Games Allowing (1,2,3) goals.

PPGs, SHGs, ENGs = Goals Allowed

## PENALTY SHOTS TAKEN

10/12 at Providence - 11:53 of 3rd, Curtis Lazar stopped by Maxime Lagace  
2/28 vs Laval - 16:33 of 2nd, Rasmus Asplund stopped by Cayden Primeau

## PENALTY SHOTS FACED

10/4 vs Syracuse - 11:57 of 2nd, Andrew Hammond stopped Boris Katchouk  
10/12 at Providence - 7:04 of 1st, Jonas Johansson stopped Cameron Hughes  
1/8 vs Binghamton - 1:29 of OT, Jonas Johansson stopped Joey Anderson  
1/31 vs Syracuse - 16:38 of 1st, Ukko-Pekka Luukkonen stopped Cory Conacher  
2/8 @ Toronto - 12:24 of 2nd, Andrew Hammond stopped Ken Agostino



## SEASON IN REVIEW AMERKS WHEN WAS THE



### LAST TIME...

#### AMERKS HAD A SHUTOUT:

Home: Jonas Johansson vs Binghamton, 12/20/19 (game #28), 3-0  
Away: Andrew Hammond @ Laval, 12/14/19 (game #26), 5-0

#### AMERKS WERE SHUTOUT:

Home: Connor Ingram, Syracuse, 2/15/19 (game #50), 0-1  
Away: Joseph Woll @ Toronto, 2/8/20 (game #48), 0-4

#### AMERKS WIN IN OVERTIME:

Home: vs. Lehigh Valley, 2/21/20 (game #54), 3-2 (GWG: Jacob Bryson, Opp Goalie: Alex Lyon)

Away: @ Cleveland, 1/22/20 (Game #41) 3-2 (GWG: Lawrence Pilut, Opp Goalie: Veini Vehvilainen)

#### AMERKS LOSE IN OVERTIME:

Home: vs. Cleveland, 2/22/20 (game #55), 2-3 (GWG: Sam Vigneault, Goalie: Ukko-Pekka Luukkonen)

Away: @ Springfield, 10/27/19 (game #9), 1-2 (GWG: Henrik Borgstrom, Goalie: Jonas Johansson)

#### AMERKS WIN IN SHOOTOUT:

Home: vs Utica, 1/25/19 (game #42), 3-2 (GWG: Taylor Leier, Goalie: Jonas Johansson)

Away: @ Syracuse, 2/15/20 (game #51), 4-3 (GWG: Andrew Oglevie, Goalie: Ukko-Pekka Luukkonen)

#### AMERKS LOSE IN SHOOTOUT:

Home: vs Utica, 2/26/20 (game #56), 2-3 (Opp Goalie: Michael DiPietro)

Away: @ Lehigh Valley, 1/19/19 (game #40), 2-3 (Opp Goalie: Alex Lyon)

#### AMERKS PLAYED TO SCORELESS TIE:

Home: Tyler Plante (Roch) vs. Eddie Lack (Miba), 2/23/11 (Game #59), Manitoba won in Shootout (Final 1-0)

Away: Dave Littman (Rochester) @ Stephan Fiset (Halifax), 11/20/91 (game #16), 0-0

#### AMERKS PLAYER SCORED A HAT-TRICK:

Home: Victor Olofsson vs Springfield, 2/8/19 (game #47)  
Away: Andrew Oglevie @ Cleveland, 11/30/19 (game #20)

#### OPPOSING PLAYER SCORED A HAT-TRICK:

Home: Alex Formenton, Belleville, 1/10/20 (game #36)  
Away: Reid Boucher @ Utica, 2/9/19 (game #48)

#### AMERKS PLAYER SCORED FOUR GOALS:

Home: Derek Whitmore vs Hamilton, 11/26/11 (game #20)  
Away: Ken Priestlay @ Newmarket, 3/10/89 (game #70)

#### OPPOSING PLAYER SCORED FOUR GOALS:

Home: Grant Potulny, Binghamton, 12/30/05 (game #34)  
Away: Grant Stevenson, Quad City, 1/20/08 (game #45)

#### AMERKS PLAYER SCORED FIVE GOALS:

Home: Jason Pominville vs Cleveland, 10/21/05 (game #5)  
Away: Never

#### AMERKS PLAYER SCORED ON A PENALTY SHOT:

Home: Joel Armia vs. Adirondack (Joni Ortio), 10/10/14 (game #1)  
Away: Jason Pominville @ Hamilton (Dan Ellis), 2/12/05 (game #54)

#### OPPOSING PLAYER SCORED ON A PENALTY SHOT:

Home: Doug Janik, Grand Rapids, (David Leggio), 4/10/12  
Away: Ryan Hamilton @ Toronto, (David Leggio), 2/27/13 (Game #52)

#### AMERKS PLAYER FAILED ON A PENALTY SHOT:

Home: Rasmus Asplund vs Laval (Cayden Primeau), 2/28/20  
Away: Curtis Lazar @ Providence (Maxime Lagace), 10/13/19

#### OPPOSING PLAYER FAILED ON A PENALTY SHOT:

Home: Cory Conacher, Syracuse (Ukko-Pekka Luukkonen), 1/31/20  
Away: Kenny Agostino @ Toronto (Andrew Hammond), 2/8/20

#### AMERKS SCORED 10 OR MORE GOALS:

Home: vs. Wilkes-Barre/Scranton 2/16/18, 12-3  
Away: @ Baltimore, 3/3/97, 10-6

#### AMERKS ALLOWED 10 OR MORE GOALS:

Home: vs. Syracuse, 4/6/08, 3-10  
Away: @ Toronto, 2/27/16, 5-10

#### AMERKS GOALIE SCORED A GOAL:

Home: Never  
Away: Robb Stauber @ PEI, 10/9/95

#### OPPOSING GOALIE SCORED A GOAL:

Home: Christian Bronsard vs Syracuse, 10/30/99  
Away: Chris Holt @ Binghamton, 3/19/10





# SEASON IN REVIEW 10-GAME SUMMARY



## GAMES 1-10

| NO | NAME       | 10/4<br>SYR | 10/11<br>@SPRG | 10/12<br>@PROV | 10/13<br>@HART | 10/18<br>CLEV | 10/19<br>@UTIC | 10/23<br>HERS | 10/26<br>@SYR | 10/27<br>@SPRG | 10/30<br>PROV |
|----|------------|-------------|----------------|----------------|----------------|---------------|----------------|---------------|---------------|----------------|---------------|
| 2  | MACWILLIAM | 0-0         | 0-0            | 0-0            | 0-1            | 0-1           | 0-0            | 0-0           | DND           | 0-0            | 0-0           |
| 3  | BORGEN     | 0-0         | 0-0            | 0-0            | 0-0            | 0-0           | 0-0            | 0-0           | 0-0           | 0-0            | 0-0           |
| 4  | PAETSCH    | DND         | DND            | DND            | DND            | DND           | DND            | DND           | DND           | DND            | DND           |
| 5  | FITZGERALD | 0-0         | DND            | 0-0            | 0-0            | DND           | DND            | DND           | 1-1           | 0-0            | DND           |
| 11 | PORTER     | 0-0         | 1-0            | 0-0            | 0-0            | 0-0           | 0-0            | 1-0           | 0-0           | 0-0            | 1-1           |
| 13 | WILSON     | 0-1         | 0-0            | 0-1            | 0-0            | 1-1           | 0-0            | 1-0           | 0-2           | 0-0            | 0-0           |
| 15 | OGLEVIE    | 1-0         | 1-0            | 0-0            | 0-0            | 0-0           | 0-0            | 0-2           | 0-0           | 0-0            | 0-0           |
| 17 | MALONE     | 0-0         | 0-0            | INJ            | 0-0            | 0-0           | 0-1            | 1-0           | 1-0           | 0-1            | 1-0           |
| 18 | BRYSON     | 0-0         | 0-1            | 0-1            | 0-0            | 0-0           | 0-0            | 0-0           | 0-0           | 0-0            | 0-1           |
| 19 | C.J. SMITH | 0-0         | 0-0            | 1-0            | 0-0            | 0-0           | 0-0            | 1-1           | 0-2           | 0-0            | 1-0           |
| 20 | CORNEL     | 0-0         | 0-0            | 0-0            | 0-0            | 0-0           | 0-0            | 0-0           | DND           | 0-0            | 0-0           |
| 21 | BURTON     | 0-0         | 0-0            | 0-0            | 0-0            | 0-0           | 0-0            | 0-0           | 0-0           | 0-0            | 0-0           |
| 22 | REDMOND    | 0-2         | 0-1            | INJ            | 1-0            | 0-1           | 0-0            | 0-1           | 0-1           | 0-0            | 0-0           |
| 23 | LEIER      | INJ         | INJ            | INJ            | INJ            | INJ           | INJ            | INJ           | INJ           | INJ            | INJ           |
| 24 | PILUT      | INJ         | INJ            | INJ            | INJ            | 0-0           | 0-0            | 0-1           | 1-2           | 0-0            | 0-1           |
| 27 | LAZAR      | 0-0         | 0-0            | 0-1            | BUFF           | BUFF          | 0-0            | 0-1           | 2-3           | 0-0            | 0-0           |
| 34 | NELSON     | 0-0         | 0-0            | 0-0            | 0-0            | 0-0           | 0-0            | 0-1           | INJ           | INJ            | 0-0           |
| 37 | D. SMITH   | DND         | DND            | 0-0            | 0-0            | 1-0           | DND            | DND           | INJ           | INJ            | INJ           |
| 39 | DEA        | 0-0         | 0-0            | 1-0            | 0-0            | 1-1           | 0-0            | 0-0           | 2-2           | 0-0            | 0-0           |
| 40 | ELIE       | 0-0         | 0-0            | 0-0            | 1-1            | 0-0           | 0-0            | INJ           | INJ           | INJ            | INJ           |
| 44 | HICKEY     | INJ         | 0-0            | 0-0            | DND            | DND           | DND            | DND           | 0-0           | 0-0            | DND           |
| 64 | RANDELL    | DND         | DND            | DND            | DND            | DND           | DND            | DND           | 0-0           | DND            | DND           |
| 72 | THOMPSON   | 2-0         | 0-1            | 0-0            | 0-2            | 0-0           | 1-0            | 0-1           | 0-0           | 1-0            | 0-1           |
| 74 | ASPLUND    | 0-2         | 0-0            | 0-0            | 0-0            | 0-0           | INJ            | 0-1           | 0-1           | 0-1            | 0-0           |
| 81 | MURRAY     | DND         | DND            | DND            | DND            | DND           | 0-1            | 1-0           | 0-0           | 0-0            | 0-1           |
| 1  | LUUKKONEN  | BUFF        | BUFF           | BUFF           | BUFF           | BUFF          | BUFF           | INJ           | INJ           | INJ            | INJ           |
| 31 | JOHANSSON  | DNP         | DNP            | L/3            | DNP            | DNP           | R-ND/0         | W/1           | R/W/0         | OTL/2          | L/4           |
| 35 | HAMMOND    | OTW-2       | W/1            | DNP            | SOW-2          | SOL-3         | S-L/7          | DNP           | S/ND/6        | SICK           | DNP           |

|               |         |     |     |         |       |     |     |         |      |     |
|---------------|---------|-----|-----|---------|-------|-----|-----|---------|------|-----|
| SCORE         | 3-2*    | 2-1 | 2-3 | 3-2**   | 3-4** | 1-7 | 5-1 | 7-6*    | 1-2* | 3-4 |
| POWER-PLAY    | 0-5     | 1-6 | 1-2 | 0-3     | 0-6   | 0-8 | 1-6 | 2-5     | 0-4  | 0-6 |
| PENALTY KILL  | 3-5     | 1-5 | 4-5 | 3-3     | 4-5   | 4-5 | 2-2 | 1-3     | 2-4  | 3-6 |
| ROCH PIM      | 10      | 12  | 15  | 6       | 27    | 10  | 4   | 11      | 10   | 14  |
| OPP PIM       | 10      | 14  | 11  | 6       | 19    | 26  | 12  | 15      | 10   | 14  |
| ROCH SHOTS    | 33      | 40  | 32  | 38      | 31    | 46  | 29  | 28      | 50   | 35  |
| OPP SHOTS     | 29      | 21  | 30  | 35      | 20    | 31  | 20  | 24      | 37   | 26  |
| GW/GT GOAL    | #72-OTG | #15 | --  | #72-SOG | --    | --  | #17 | #24-OTG | --   | --  |
| GW/GT ASSIST  | --      | #18 | --  | --      | --    | --  | #72 | #27     | --   | --  |
|               | --      | --  | --  | --      | --    | --  | #74 | #39     | --   | --  |
| EN GOAL       | --      | --  | --  | --      | --    | --  | --  | --      | --   | --  |
| FIRST GOAL    | #72     | --  | #39 | --      | --    | --  | #11 | --      | #72  | --  |
| ROCH SO GOALS | --      | --  | --  | 1-2     | 0-3   | --  | --  | --      | --   | --  |
| OPP SO GOALS  | --      | --  | --  | 0-3     | 1-2   | --  | --  | --      | --   | --  |

\* = Overtime Game  
 \*\* = Shootout  
 # = Empty Net Goal  
 ND = No Decision  
 R = Replaced Starting Goalie

( ) = Goalie Assist  
 DND = Did Not Dress  
 DNP = Did Not Play  
 REL = Released  
 INJ = Injured

SICK = Sick  
 BUFF = Buffalo Sabres-NHL  
 CINC = Cincinnati Cyclones-ECHL  
 SUSP = Suspended



# SEASON IN REVIEW 10-GAME SUMMARY



## GAMES 11-20

| NO | NAME       | 11/1<br>BING | 11/2<br>@UTIC | 11/8<br>BING | 11/13<br>SYR | 11/15<br>CLEV | 11/16<br>@UTIC | 11/22<br>HART | 11/23<br>@BING | 11/29<br>TOR | 11/30<br>@CLEV |
|----|------------|--------------|---------------|--------------|--------------|---------------|----------------|---------------|----------------|--------------|----------------|
| 2  | MACWILLIAM | DND          | DND           | 0-0          | 0-0          | INJ           | INJ            | INJ           | INJ            | INJ          | INJ            |
| 3  | BORGEN     | 0-2          | 0-0           | 0-0          | 0-0          | 0-0           | 0-0            | 0-0           | 0-1            | 0-0          | 0-0            |
| 4  | PAETSCH    | DND          | DND           | DND          | DND          | 0-0           | 0-0            | DND           | DND            | 0-0          | 0-0            |
| 5  | FITZGERALD | 0-0          | 0-2           | 0-0          | 0-1          | 0-0           | 0-0            | 0-0           | 0-0            | 0-0          | 0-0            |
| 11 | PORTER     | 0-0          | 0-2           | 0-0          | 1-0          | 0-1           | 0-1            | 0-1           | 1-0            | 0-1          | 0-3            |
| 13 | WILSON     | 0-0          | 1-0           | 0-1          | 0-0          | INJ           | INJ            | 2-0           | 0-1            | 1-0          | 0-0            |
| 14 | AQUIN      | CINC         | CINC          | CINC         | 0-1          | 0-0           | 0-1            | 0-0           | 0-0            | 0-0          | 0-0            |
| 15 | OGLEVIE    | 0-1          | 0-1           | 0-0          | 0-1          | 1-1           | 1-0            | 1-0           | 1-0            | 0-1          | 3-0            |
| 16 | VAIL       | CINC         | CINC          | CINC         | CINC         | CINC          | CINC           | 0-0           | 0-0            | 0-0          | 0-0            |
| 17 | MALONE     | DND          | DND           | 0-1          | 0-1          | 0-0           | 1-0            | 0-0           | 0-1            | 0-1          | 0-0            |
| 18 | BRYSON     | 0-0          | 0-0           | 0-1          | 0-1          | 0-0           | 0-1            | 0-1           | 0-0            | 0-0          | 0-0            |
| 19 | C.J. SMITH | 0-0          | 0-0           | INJ          | INJ          | INJ           | INJ            | INJ           | INJ            | INJ          | INJ            |
| 20 | CORNEL     | 0-1          | 0-0           | 1-0          | 1-0          | 0-0           | 0-1            | 0-1           | 1-0            | 0-0          | 0-0            |
| 21 | BURTON     | 0-0          | 1-0           | 0-1          | INJ          | INJ           | INJ            | INJ           | INJ            | INJ          | INJ            |
| 22 | REDMOND    | 0-0          | 0-0           | INJ          | INJ          | 0-1           | 1-0            | 0-3           | 0-0            | 0-1          | 0-0            |
| 23 | LEIER      | INJ          | INJ           | INJ          | INJ          | INJ           | INJ            | INJ           | INJ            | INJ          | INJ            |
| 24 | PILUT      | 0-0          | 0-0           | BUFF         | 0-0          | 1-2           | 0-1            | 0-0           | 0-1            | 0-0          | 0-1            |
| 27 | LAZAR      | 0-0          | 1-0           | 1-0          | BUFF         | BUFF          | BUFF           | BUFF          | BUFF           | BUFF         | BUFF           |
| 33 | GILMOUR    | BUFF         | BUFF          | BUFF         | BUFF         | BUFF          | BUFF           | BUFF          | 0-1            | 0-0          | 0-0            |
| 34 | NELSON     | 2-1          | 0-2           | 0-0          | 0-1          | 0-0           | 1-0            | 0-0           | 0-0            | 0-0          | 0-0            |
| 37 | D. SMITH   | INJ          | INJ           | INJ          | 0-0          | 0-0           | 0-0            | 0-0           | 0-0            | 0-0          | 0-0            |
| 39 | DEA        | 1-0          | 0-0           | 0-1          | 1-0          | 1-1           | 0-0            | 0-0           | 0-1            | BUFF         | BUFF           |
| 40 | ELIE       | 1-1          | 0-2           | INJ          | INJ          | INJ           | INJ            | INJ           | INJ            | INJ          | INJ            |
| 44 | HICKEY     | DND          | DND           | 0-0          | DND          | 0-0           | DND            | DND           | DND            | DND          | DND            |
| 64 | RANDELL    | DND          | DND           | 0-0          | 1-0          | 0-0           | 0-0            | 1-0           | 1-0            | 0-0          | 0-0            |
| 65 | BOOMHOWER  | CINC         | CINC          | CINC         | CINC         | DND           | 0-0            | 0-0           | DND            | DND          | DND            |
| 72 | THOMPSON   | 0-0          | 1-1           | 1-0          | 0-0          | 0-0           | 0-0            | BUFF          | BUFF           | BUFF         | BUFF           |
| 74 | ASPLUND    | 0-0          | 1-1           | 0-1          | 0-0          | BUFF          | BUFF           | BUFF          | BUFF           | BUFF         | BUFF           |
| 81 | MURRAY     | 0-1          | 1-0           | 0-0          | 0-2          | 0-0           | 0-2            | 0-1           | 0-1            | 1-0          | 0-2            |
| 1  | LUUKKONEN  | CINC         | CINC          | DNP          | CINC         | CINC          | CINC           | CINC          | CINC           | CINC         | CINC           |
| 30 | ROMEO      | CINC         | DNP           | CINC         | CINC         | CINC          | CINC           | CINC          | CINC           | CINC         | CINC           |
| 31 | JOHANSSON  | DNP          | INJ           | SOL/3        | W/3          | OTW/2         | DNP            | DNP           | W/2            | DNP          | W/2            |
| 35 | HAMMOND    | W/2          | W/0           | BUFF         | DNP          | DNP           | W/3            | W/0           | DNP            | OTL/3        | DNP            |

|               |      |     |       |     |      |     |     |      |      |     |
|---------------|------|-----|-------|-----|------|-----|-----|------|------|-----|
| SCORE         | 4-2# | 6-0 | 3-4** | 4-3 | 3-2* | 4-3 | 4-0 | 4-2# | 2-3* | 3-2 |
| POWER-PLAY    | 0-3  | 1-5 | 0-6   | 1-2 | 1-3  | 1-7 | 1-3 | 0-0  | 0-3  | 2-4 |
| PENALTY KILL  | 4-4  | 6-6 | 2-3   | 3-3 | 3-3  | 2-3 | 3-3 | 1-2  | 3-4  | 4-4 |
| ROCH PIM      | 8    | 12  | 13    | 13  | 6    | 13  | 6   | 6    | 10   | 8   |
| OPP PIM       | 6    | 10  | 19    | 11  | 6    | 21  | 6   | 2    | 8    | 8   |
| ROCH SHOTS    | 30   | 33  | 31    | 33  | 23   | 22  | 38  | 33   | 35   | 27  |
| OPP SHOTS     | 29   | 28  | 29    | 31  | 27   | 28  | 25  | 36   | 31   | 26  |
| GW/GT GOAL    | #39  | #81 | --    | #20 | #15  | #34 | #15 | #20  | --   | #15 |
| GW/GT ASSIST  | #39  | #11 | --    | #18 | #24  | #18 | #22 | #13  | --   | #11 |
|               | #40  | #15 | --    | #81 | #39  | #81 | #81 | #33  | --   | #81 |
| EN GOAL       | #40  | --  | --    | --  | --   | --  | --  | #15  | --   | --  |
| FIRST GOAL    | #34  | #81 | #20   | #11 | --   | --  | #15 | #11  | #81  | --  |
| ROCH SO GOALS | --   | --  | 0-4   | --  | --   | --  | --  | --   | --   | --  |
| OPP SO GOALS  | --   | --  | 1-4   | --  | --   | --  | --  | --   | --   | --  |

\* = Overtime Game  
 \*\* = Shootout  
 # = Empty Net Goal  
 ND = No Decision  
 R = Replaced Starting Goalie

( ) = Goalie Assist  
 REL = Released  
 INJ = Injured  
 BUFF = Buffalo Sabres-NHL  
 CINC = Cincinnati-ECHL

SICK = Sick  
 DND = Did Not Dress  
 DNP = Did Not Play



# SEASON IN REVIEW 10-GAME SUMMARY



## GAMES 21-30

| NO | NAME        | 12/4<br>TOR | 12/6<br>CHAR | 12/7<br>CHAR | 12/11<br>WBS | 12/13<br>@LAV | 12/14<br>@LAV | 12/18<br>@BING | 12/20<br>BING | 12/21<br>UTIC | 12/27<br>BELL |
|----|-------------|-------------|--------------|--------------|--------------|---------------|---------------|----------------|---------------|---------------|---------------|
| 2  | MACWILLIAM  | INJ         | INJ          | INJ          | DND          | DND           | DND           | DND            | DND           | DND           | DND           |
| 3  | BORGEN      | 0-0         | 0-0          | 0-0          | 0-1          | 0-0           | 0-0           | 0-0            | 0-0           | 0-0           | 0-0           |
| 4  | PAETSCH     | DND         | DND          | DND          | DND          | DND           | 0-0           | DND            | DND           | 0-0           | DND           |
| 5  | FITZGERALD  | 1-1         | 0-1          | 0-0          | 0-0          | INJ           | INJ           | INJ            | INJ           | INJ           | INJ           |
| 11 | PORTER      | 0-0         | 1-0          | 0-0          | 0-1          | 0-1           | INJ           | INJ            | INJ           | INJ           | 0-0           |
| 13 | WILSON      | 0-0         | INJ          | INJ          | INJ          | INJ           | INJ           | INJ            | INJ           | INJ           | 0-1           |
| 14 | AQUIN       | 1-0         | 0-0          | 0-0          | CINC         | CINC          | CINC          | CINC           | 0-0           | 0-0           | 0-0           |
| 15 | OGLEVIE     | 0-0         | 0-1          | 0-0          | 1-0          | 0-1           | 0-0           | 0-0            | 0-0           | INJ           | INJ           |
| 16 | VAIL        | 0-1         | 1-0          | 0-0          | CINC         | CINC          | CINC          | CINC           | CINC          | CINC          | CINC          |
| 17 | MALONE      | 0-0         | 1-0          | 0-0          | 0-0          | 1-1           | 0-0           | 0-0            | 0-0           | 0-1           | 0-1           |
| 18 | BRYSON      | 0-0         | 0-0          | 0-1          | 0-0          | 0-1           | 0-1           | 0-0            | 0-0           | 0-0           | 0-0           |
| 19 | C.J. SMITH  | INJ         | INJ          | INJ          | 1-1          | 0-0           | 1-2           | 0-0            | 0-0           | 0-0           | 0-1           |
| 20 | CORNEL      | 0-0         | 1-0          | 0-0          | 0-0          | 1-1           | 0-0           | 0-0            | 0-0           | 0-0           | 1-0           |
| 21 | BURTON      | INJ         | INJ          | INJ          | 0-0          | 0-0           | 0-0           | 0-0            | 0-0           | 0-0           | 0-0           |
| 22 | REDMOND     | 1-0         | 0-2          | 0-0          | 0-0          | 0-0           | 1-1           | 0-0            | 0-0           | 0-1           | 1-0           |
| 23 | LEIER       | INJ         | INJ          | INJ          | 0-0          | 0-0           | 0-0           | 0-0            | 0-1           | 2-0           | 1-0           |
| 24 | PILUT       | 0-1         | 0-0          | 0-0          | 0-0          | 0-0           | 0-1           | 0-0            | 1-0           | 0-1           | 1-2           |
| 27 | LAZAR       | 1-1         | 0-0          | 0-0          | 1-1          | 0-0           | 0-1           | 0-0            | BUFF          | BUFF          | BUFF          |
| 33 | GILMOUR     | 0-1         | 0-0          | 0-1          | 0-0          | 0-0           | 1-1           | 0-0            | 1-1           | 1-0           | 0-0           |
| 34 | NELSON      | 0-0         | 0-0          | 0-0          | 0-1          | 1-0           | 0-0           | 0-0            | 0-0           | 0-0           | 0-0           |
| 37 | D. SMITH    | 0-0         | 0-2          | 0-0          | 0-0          | 0-0           | 0-0           | 0-0            | 0-0           | 0-0           | 0-1           |
| 39 | DEA         | 0-1         | 0-0          | 1-0          | 1-1          | 0-0           | 1-0           | 0-0            | 0-1           | 0-1           | 0-1           |
| 40 | ELIE        | INJ         | INJ          | INJ          | INJ          | INJ           | INJ           | INJ            | INJ           | INJ           | INJ           |
| 44 | HICKEY      | DND         | DND          | DND          | DND          | 0-0           | 1-0           | DND            | DND           | DND           | DND           |
| 64 | RANDELL     | DND         | 0-0          | 0-0          | DND          | DND           | DND           | 0-1            | 1-0           | 0-0           | DND           |
| 72 | THOMPSON    | BUFF        | BUFF         | BUFF         | BUFF         | BUFF          | BUFF          | BUFF           | BUFF          | BUFF          | BUFF          |
| 73 | MITTLESTADT | BUFF        | BUFF         | BUFF         | BUFF         | BUFF          | BUFF          | 0-0            | 0-0           | 0-0           | 0-1           |
| 74 | ASPLUND     | BUFF        | BUFF         | BUFF         | BUFF         | BUFF          | BUFF          | BUFF           | BUFF          | BUFF          | BUFF          |
| 81 | MURRAY      | 0-0         | 0-0          | 0-0          | 0-0          | 0-0           | 0-1           | 1-0            | 0-0           | 0-0           | 0-0           |
| 31 | JOHANSSON   | DNP         | W/0          | DNP          | DNP          | W/2           | DNP           | DNP            | W/0           | DNP           | W/3           |
| 35 | HAMMOND     | W/0(1)      | DNP          | L/2/1        | W/2(1)       | DNP           | W/0           | L/2            | DNP           | L/4           | DNP           |

|               |     |     |      |      |     |     |     |     |     |     |
|---------------|-----|-----|------|------|-----|-----|-----|-----|-----|-----|
| SCORE         | 4-0 | 4-0 | 1-3# | 4-2# | 3-2 | 5-0 | 1-2 | 4-0 | 3-4 | 4-3 |
| POWER-PLAY    | 1-4 | 0-2 | 1-5  | 0-4  | 0-2 | 3-5 | 0-0 | 0-2 | 2-3 | 2-5 |
| PENALTY KILL  | 3-3 | 3-3 | 3-5  | 2-2  | 4-5 | 3-3 | 1-1 | 6-6 | 2-2 | 3-4 |
| ROCH PIM      | 6   | 11  | 12   | 9    | 15  | 6   | 2   | 14  | 4   | 8   |
| OPP PIM       | 8   | 9   | 12   | 13   | 9   | 10  | 0   | 6   | 6   | 10  |
| ROCH SHOTS    | 31  | 31  | 33   | 30   | 20  | 32  | 24  | 26  | 26  | 31  |
| OPP SHOTS     | 20  | 26  | 30   | 22   | 37  | 27  | 25  | 40  | 26  | 36  |
| GW/GT GOAL    | #22 | #17 | --   | #15  | #20 | #22 | --  | #33 | --  | #23 |
| GW/GT ASSIST  | #24 | #37 | --   | #11  | #17 | #19 | --  | #23 | --  | #24 |
|               | #35 | --  | --   | #34  | #18 | #24 | --  | #39 | --  | #73 |
| EN GOAL       | --  | --  | --   | #19  | --  | --  | --  | #24 | --  | --  |
| FIRST GOAL    | #22 | #17 | --   | #27  | #34 | #22 | #81 | #33 | #23 | --  |
| ROCH SO GOALS | --  | --  | --   | --   | --  | --  | --  | --  | --  | --  |
| OPP SO GOALS  | --  | --  | --   | --   | --  | --  | --  | --  | --  | --  |

\* = Overtime Game  
 \*\* = Shootout  
 # = Empty Net Goal  
 ND = No Decision  
 R = Replaced Starting Goalie

REL = Released  
 INJ = Injured  
 BUFF = Buffalo Sabres-NHL  
 CINC = Cincinnati Cyclones-ECHL  
 DND = Did Not Dress

DNP = Did Not Play



# SEASON IN REVIEW 10-GAME SUMMARY



## GAMES 31-40

| NO | NAME        | 12/28<br>@BING | 12/31<br>@UTIC | 1/3<br>@BELL | 1/4<br>@TOR | 1/8<br>BING | 1/10<br>BELL | 1/11<br>@SYR | 1/17<br>CLEV | 1/18<br>@LV | 1/19<br>@HERS |
|----|-------------|----------------|----------------|--------------|-------------|-------------|--------------|--------------|--------------|-------------|---------------|
| 2  | MACWILLIAM  | DND            | 0-0            | 0-0          | 0-1         | 1-0         | 0-0          | 0-0          | 0-0          | 0-0         | 0-0           |
| 3  | BORGEN      | 0-0            | 0-0            | 0-0          | 0-0         | 0-1         | 0-0          | 0-0          | 0-0          | 0-0         | 0-0           |
| 4  | PAETSCH     | DND            | DND            | DND          | DND         | DND         | DND          | DND          | DND          | DND         | 0-0           |
| 5  | FITZGERALD  | INJ            | INJ            | INJ          | INJ         | INJ         | 0-0          | 0-0          | DND          | 0-0         | DND           |
| 11 | PORTER      | 0-0            | 0-1            | 0-0          | 0-1         | 0-0         | 0-1          | 0-0          | 0-1          | INJ         | INJ           |
| 13 | WILSON      | 0-0            | 0-0            | BUFF         | BUFF        | BUFF        | BUFF         | BUFF         | BUFF         | BUFF        | BUFF          |
| 14 | AQUIN       | 0-0            | CINC           | CINC         | CINC        | CINC        | CINC         | CINC         | CINC         | CINC        | CINC          |
| 15 | OGLEVIE     | INJ            | INJ            | INJ          | INJ         | INJ         | 0-1          | 0-0          | 0-0          | 0-0         | 0-0           |
| 16 | VAIL        | 0-0            | DND            | CINC         | CINC        | CINC        | CINC         | CINC         | CINC         | CINC        | CINC          |
| 17 | MALONE      | 0-0            | 0-0            | 1-1          | 0-0         | 0-0         | 0-0          | 0-0          | 0-0          | 0-0         | 0-0           |
| 18 | BRYSON      | 0-0            | 0-0            | 0-0          | 0-0         | 0-1         | 0-0          | 0-0          | 0-0          | 0-0         | 0-0           |
| 19 | C.J. SMITH  | SICK           | 0-0            | 0-0          | 0-0         | 0-0         | 1-0          | 0-2          | 1-0          | 0-0         | 0-0           |
| 20 | CORNEL      | 0-0            | 0-0            | 0-1          | 0-0         | 1-0         | 0-0          | 0-0          | 0-0          | 0-0         | 0-0           |
| 21 | BURTON      | 0-0            | 0-0            | 0-0          | 0-0         | 0-0         | 0-0          | 0-0          | 0-0          | 0-0         | 0-0           |
| 22 | REDMOND     | 0-0            | 0-1            | 0-1          | 0-0         | 0-2         | 0-0          | 0-0          | 0-0          | 0-0         | 0-0           |
| 23 | LEIER       | 0-0            | 2-0            | 0-0          | INJ         | INJ         | INJ          | INJ          | INJ          | INJ         | INJ           |
| 24 | PILUT       | 0-0            | 0-1            | 0-0          | 1-0         | BUFF        | BUFF         | BUFF         | BUFF         | BUFF        | BUFF          |
| 27 | LAZAR       | BUFF           | BUFF           | BUFF         | BUFF        | BUFF        | BUFF         | BUFF         | BUFF         | BUFF        | BUFF          |
| 33 | GILMOUR     | 0-0            | 0-0            | 0-0          | 0-0         | 0-0         | 0-0          | 1-0          | 1-1          | 0-0         | 0-0           |
| 34 | NELSON      | 0-0            | 0-0            | 0-0          | 0-0         | 0-0         | INJ          | INJ          | 0-0          | 0-0         | 0-0           |
| 37 | D. SMITH    | 0-0            | BUFF           | BUFF         | BUFF        | 0-1         | 0-0          | 0-0          | 0-0          | 0-0         | 0-0           |
| 39 | DEA         | 0-0            | 0-0            | 1-1          | 0-1         | 0-1         | 0-0          | 1-0          | 0-1          | 0-0         | 0-1           |
| 40 | ELIE        | INJ            | 0-0            | 1-0          | 0-0         | 0-0         | 0-0          | 0-0          | 0-0          | 0-0         | 1-0           |
| 44 | HICKEY      | DND            | DND            | DND          | 0-0         | 0-0         | 0-0          | DND          | DND          | DND         | 0-0           |
| 64 | RANDELL     | DND            | DND            | 0-0          | 0-0         | 0-0         | DND          | 1-0          | 0-0          | 0-0         | DND           |
| 72 | THOMPSON    | BUFF           | BUFF           | BUFF         | BUFF        | BUFF        | BUFF         | BUFF         | BUFF         | BUFF        | BUFF          |
| 73 | MITTLESTADT | 0-0            | 0-1            | 1-0          | 1-0         | 1-0         | 0-0          | 0-1          | 1-0          | 0-0         | 0-0           |
| 74 | ASPLUND     | BUFF           | BUFF           | BUFF         | BUFF        | BUFF        | BUFF         | BUFF         | BUFF         | BUFF        | BUFF          |
| 81 | MURRAY      | 0-0            | 0-0            | 0-0          | 0-0         | 0-0         | 0-0          | 1-0          | 0-0          | 0-0         | 0-0           |
| 1  | LUUKKONEN   | CINC           | CINC           | CINC         | CINC        | CINC        | CINC         | CINC         | SOL/3        | DND         | L/4           |
| 31 | JOHANSSON   | DNP            | DNP            | OTW/3        | DNP         | SOL-3       | S/L-3        | DNP          | DNP          | DNP         | DNP           |
| 35 | HAMMOND     | L/2            | L/3            | DNP          | L/5         | DNP         | R/ND-1       | L/5          | DND          | L/4         | DND           |

|               |     |     |      |     |       |      |     |       |     |     |
|---------------|-----|-----|------|-----|-------|------|-----|-------|-----|-----|
| SCORE         | 0-2 | 2-3 | 4-3* | 2-5 | 3-4** | 1-5# | 4-5 | 3-4** | 0-4 | 1-4 |
| POWER-PLAY    | 0-3 | 1-6 | 0-5  | 0-0 | 1-2   | 1-5  | 0-4 | 2-6   | 0-3 | 0-5 |
| PENALTY KILL  | 2-2 | 4-6 | 3-3  | 1-1 | 2-3   | 5-5  | 4-4 | 7-8   | 2-4 | 5-5 |
| ROCH PIM      | 14  | 12  | 8    | 14  | 6     | 10   | 10  | 16    | 10  | 14  |
| OPP PIM       | 16  | 12  | 12   | 12  | 4     | 10   | 8   | 12    | 8   | 12  |
| ROCH SHOTS    | 32  | 35  | 38   | 32  | 26    | 36   | 24  | 32    | 20  | 31  |
| OPP SHOTS     | 29  | 18  | 22   | 27  | 31    | 24   | 33  | 27    | 23  | 36  |
| GW/GT GOAL    | --  | --  | #40  | --  | --    | --   | --  | --    | --  | --  |
| GW/GT ASSIST  | --  | --  | #39  | --  | --    | --   | --  | --    | --  | --  |
| EN GOAL       | --  | --  | --   | --  | --    | --   | --  | --    | --  | --  |
| FIRST GOAL    | --  | #23 | --   | --  | --    | --   | #64 | #33   | --  | --  |
| ROCH SO GOALS | --  | --  | --   | --  | 0-3   | --   | --  | 0-3   | --  | --  |
| OPP SO GOALS  | --  | --  | --   | --  | 1-2   | --   | --  | 1-2   | --  | --  |

\* = Overtime Game  
 \*\* = Shootout  
 # = Empty Net Goal  
 ND = No Decision  
 REL = Released

INJ = Injured  
 BUFF = Buffalo Sabres-NHL  
 CINC = Cincinnati Cyclones-ECHL  
 DND = Did Not Dress  
 SUSP = Suspended

DNP = Did Not Play



# SEASON IN REVIEW 10-GAME SUMMARY



## GAMES 41-50

| NO | NAME        | 1/22<br>@CLEV | 1/24<br>LAV | 1/25<br>@SYR | 1/31<br>SYR | 2/1<br>@BING | 2/5<br>@CLEV | 2/7<br>SYR | 2/8<br>@TOR | 2/11<br>@CHAR | 2/12<br>@CHAR |
|----|-------------|---------------|-------------|--------------|-------------|--------------|--------------|------------|-------------|---------------|---------------|
| 2  | MACWILLIAM  | 0-0           | 0-0         | 0-0          | 0-0         | 0-0          | 0-0          | 0-0        | 0-0         | 0-0           | 0-1           |
| 3  | BORGEN      | 0-0           | 0-1         | 0-0          | 0-0         | 0-0          | 0-1          | 0-0        | 0-0         | 0-0           | 0-0           |
| 4  | PAETSCH     | DND           | DND         | DND          | 0-0         | 0-1          | 1-0          | DND        | DND         | DND           | DND           |
| 5  | FITZGERALD  | DND           | 0-0         | 0-0          | 0-0         | INJ          | INJ          | INJ        | INJ         | INJ           | INJ           |
| 11 | PORTER      | INJ           | INJ         | INJ          | INJ         | INJ          | INJ          | INJ        | 0-0         | 0-0           | 0-0           |
| 13 | WILSON      | 0-0           | 1-0         | 0-0          | 2-1         | 0-0          | BUFF         | BUFF       | BUFF        | BUFF          | BUFF          |
| 14 | AQUIN       | CINC          | CINC        | CINC         | CINC        | CINC         | 2-0          | 0-0        | DND         | CINC          | CINC          |
| 15 | OGLEVIE     | 0-0           | 2-0         | 1-0          | 0-1         | 0-0          | 0-0          | 0-0        | 0-0         | 0-0           | 0-0           |
| 17 | MALONE      | 0-0           | 1-0         | 0-1          | 0-0         | 1-1          | 0-2          | 0-1        | 0-0         | INJ           | 1-0           |
| 18 | BRYSON      | DND           | 0-1         | 0-0          | 0-2         | 0-1          | 0-0          | 0-2        | 0-0         | 0-0           | 0-0           |
| 19 | C.J. SMITH  | 0-0           | 1-0         | 0-1          | 1-0         | 0-0          | 0-0          | 0-0        | 0-0         | 0-1           | 0-0           |
| 20 | CORNEL      | 0-0           | 0-0         | 1-0          | 0-0         | 0-1          | 1-2          | 0-0        | 0-0         | 0-0           | 0-1           |
| 21 | BURTON      | 0-0           | 0-0         | 0-0          | 0-0         | 0-0          | 0-0          | 0-0        | 0-0         | 0-0           | DND           |
| 22 | REDMOND     | 0-1           | 0-1         | 0-0          | 0-0         | 0-1          | 0-0          | 0-0        | 0-0         | 0-0           | 0-1           |
| 23 | LEIER       | INJ           | INJ         | INJ          | INJ         | INJ          | 0-0          | 0-0        | 0-0         | 0-0           | 1-0           |
| 24 | PILUT       | 1-0           | BUFF        | BUFF         | BUFF        | BUFF         | BUFF         | BUFF       | 0-0         | BUFF          | BUFF          |
| 27 | LAZAR       | BUFF          | BUFF        | BUFF         | BUFF        | BUFF         | BUFF         | BUFF       | BUFF        | BUFF          | BUFF          |
| 33 | GILMOUR     | 0-0           | 0-1         | 0-0          | 0-0         | 0-0          | 0-0          | 0-0        | DND         | 1-0           | 0-0           |
| 34 | NELSON      | 0-0           | 0-0         | 0-0          | 0-0         | 0-0          | 0-1          | 0-0        | 0-0         | INJ           | INJ           |
| 37 | D. SMITH    | 0-0           | 0-0         | 0-0          | 0-0         | 0-0          | 0-0          | 0-0        | 0-0         | 0-0           | 0-0           |
| 39 | DEA         | 0-1           | 0-0         | 1-0          | BUFF        | BUFF         | BUFF         | 1-0        | 0-0         | 0-1           | 0-0           |
| 40 | ELIE        | 1-0           | INJ         | INJ          | INJ         | INJ          | INJ          | 0-0        | 0-0         | 0-1           | 0-0           |
| 44 | HICKEY      | DND           | DND         | DND          | SICK        | SICK         | SICK         | DND        | DND         | 0-0           | 0-0           |
| 64 | RANDELL     | DND           | DND         | DND          | DND         | 0-0          | 0-1          | DND        | DND         | DND           | DND           |
| 73 | MITTLESTADT | 1-1           | 0-1         | 0-0          | 1-0         | 0-1          | 0-0          | 1-1        | 0-0         | 0-1           | 0-1           |
| 74 | ASPLUND     | 0-0           | 0-1         | 0-0          | 0-0         | 0-0          | BUFF         | BUFF       | 0-0         | 1-0           | 0-0           |
| 81 | MURRAY      | 0-0           | 0-0         | 0-0          | 0-2         | 2-0          | 0-0          | 0-0        | DND         | 0-0           | 0-0           |
| 1  | LUUKKONEN   | CINC          | CINC        | CINC         | W/2         | DNP          | DNP          | L/4/1      | DNP         | DNP           | L/5           |
| 31 | JOHANSSON   | OTW/2         | W/2         | DNP          | BUFF        | BUFF         | BUFF         | BUFF       | BUFF        | BUFF          | BUFF          |
| 35 | HAMMOND     | DNP           | DNP         | W/2          | DNP         | W/2          | W/2          | DNP        | L/2/2       | L/3/1         | DNP           |

|               |     |      |     |     |     |     |      |       |      |     |
|---------------|-----|------|-----|-----|-----|-----|------|-------|------|-----|
| SCORE         | 3-2 | 5-2# | 3-2 | 4-2 | 3-2 | 4-2 | 2-5# | 0-4## | 2-4# | 2-5 |
| POWER-PLAY    | 0-4 | 1-3  | 0-2 | 1-5 | 1-5 | 0-4 | 2-3  | 0-3   | 0-4  | 1-3 |
| PENALTY KILL  | 2-2 | 1-2  | 3-4 | 4-5 | 2-2 | 1-1 | 2-3  | 3-4   | 3-3  | 2-2 |
| ROCH PIM      | 4   | 18   | 12  | 31  | 9   | 12  | 6    | 20    | 6    | 11  |
| OPP PIM       | 10  | 31   | 8   | 21  | 15  | 18  | 6    | 8     | 8    | 13  |
| ROCH SHOTS    | 28  | 35   | 39  | 27  | 27  | 48  | 24   | 38    | 28   | 44  |
| OPP SHOTS     | 25  | 33   | 37  | 33  | 32  | 25  | 30   | 25    | 36   | 32  |
| GW/GT GOAL    | #24 | #19  | #39 | #13 | #17 | #14 | --   | --    | --   | --  |
| GW/GT ASSIST  | #73 | #3   | --  | #18 | #20 | #3  | --   | --    | --   | --  |
| EN GOAL       | --  | #74  | --  | #81 | #22 | #20 | --   | --    | --   | --  |
| FIRST GOAL    | --  | #15  | --  | --  | --  | --  | --   | --    | --   | --  |
| ROCH SO GOALS | #40 | #15  | #20 | #13 | --  | #4  | #73  | --    | #74  | --  |
| ROCH SO GOALS | --  | --   | --  | --  | --  | --  | --   | --    | --   | --  |
| OPP SO GOALS  | --  | --   | --  | --  | --  | --  | --   | --    | --   | --  |

\* = Overtime Game  
 \*\* = Shootout  
 # = Empty Net Goal  
 ND = No Decision  
 REL = Released

BUFF = Buffalo Sabres-NHL  
 CINC = Cincinnati Cyclones-ECHL  
 R = Replaced Starting Goalie  
 ( ) = Goalie Assist  
 DND = Did Not Dress

DNP = Did Not Play  
 SICK = Sick  
 INJ = Injured



# SEASON IN REVIEW 10-GAME SUMMARY



## GAMES 51-60

| NO | NAME        | 2/15<br>@SYR | 2/16<br>UTIC | 2/19<br>BELL | 2/21<br>LV | 2/22<br>CLEV | 2/26<br>UTIC | 2/28<br>LAV | 2/29<br>@SYR | 3/4<br>UTIC | 3/6<br>@BELL |
|----|-------------|--------------|--------------|--------------|------------|--------------|--------------|-------------|--------------|-------------|--------------|
| 2  | MACWILLIAM  | 1-0          | 0-0          | 0-0          | 0-0        | 0-0          | 0-0          | 0-0         | 0-1          | 0-0         | DND          |
| 3  | BORGEN      | 0-0          | 0-1          | 0-0          | 0-0        | 0-1          | 0-0          | 0-1         | 0-0          | 0-0         | 0-0          |
| 4  | PAETSCH     | DND          | DND          | DND          | DND        | DND          | DND          | DND         | DND          | DND         | DND          |
| 5  | FITZGERALD  | INJ          | INJ          | INJ          | INJ        | INJ          | INJ          | INJ         | INJ          | INJ         | DND          |
| 11 | PORTER      | 0-0          | 0-0          | 0-0          | 0-0        | 0-0          | 0-0          | 0-0         | SUSP         | SUSP        | 1-0          |
| 13 | WILSON      | 0-0          | 0-1          | BUFF         | BUFF       | 0-0          | 1-0          | 0-0         | 0-0          | 0-0         | 1-0          |
| 15 | OGLEVIE     | 0-1          | 0-0          | 0-0          | 0-1        | 0-0          | 0-1          | 0-0         | 1-0          | 0-0         | 1-0          |
| 17 | MALONE      | 0-0          | 0-1          | 0-0          | 1-0        | 0-0          | 0-0          | 0-1         | 0-0          | 0-0         | 0-1          |
| 18 | BRYSON      | 0-1          | 0-0          | 1-0          | 1-1        | 0-0          | 0-0          | 0-0         | 0-0          | 0-1         | 1-1          |
| 19 | C.J. SMITH  | 1-0          | 0-0          | 0-0          | 1-0        | 0-0          | 0-2          | 0-0         | 0-0          | 0-0         | 1-2          |
| 20 | CORNEL      | 0-0          | 1-0          | 0-0          | 0-0        | 0-0          | 0-0          | 2-0         | 0-0          | 0-0         | 0-0          |
| 21 | BURTON      | DND          | DND          | DND          | DND        | DND          | DND          | DND         | DND          | DND         | DND          |
| 22 | REDMOND     | 0-0          | 0-1          | 0-1          | 0-0        | 0-0          | 0-0          | 0-0         | 0-0          | 0-0         | 0-0          |
| 23 | LEIER       | 0-0          | 1-0          | 0-1          | 0-0        | 1-0          | 0-0          | 0-2         | 0-1          | 1-0         | 0-1          |
| 24 | PILUT       | 0-0          | 0-0          | 0-0          | 0-0        | 0-1          | 0-0          | BUFF        | BUFF         | BUFF        | BUFF         |
| 27 | LAZAR       | BUFF         | BUFF         | BUFF         | BUFF       | BUFF         | BUFF         | BUFF        | BUFF         | BUFF        | BUFF         |
| 33 | GILMOUR     | BUFF         | BUFF         | BUFF         | BUFF       | BUFF         | BUFF         | 0-0         | 0-0          | 0-0         | 0-0          |
| 34 | NELSON      | INJ          | INJ          | INJ          | INJ        | INJ          | INJ          | INJ         | INJ          | 0-0         | 0-0          |
| 37 | D. SMITH    | DND          | DND          | 0-0          | 0-0        | DND          | DND          | DND         | 0-0          | 0-0         | 0-0          |
| 39 | DEA         | 0-0          | 0-1          | 1-1          | 0-1        | 0-0          | 0-0          | 0-1         | 0-0          | 0-1         | 0-0          |
| 40 | ELIE        | 0-0          | 1-0          | 0-0          | 0-0        | 0-0          | 0-0          | 1-0         | 0-0          | 0-0         | 0-0          |
| 44 | HICKEY      | 0-1          | 0-0          | 0-0          | 0-0        | DND          | 0-0          | 0-0         | 0-0          | DND         | 0-0          |
| 59 | SPENCER     | CINC         | DND          | DND          | DND        | 0-0          | CINC         | CINC        | CINC         | CINC        | CINC         |
| 64 | RANDELL     | DND          | DND          | DND          | DND        | DND          | DND          | DND         | DND          | DND         | DND          |
| 73 | MITTLESTADT | 0-1          | 0-1          | 0-0          | 0-1        | 0-0          | 1-0          | 1-1         | 0-1          | 0-0         | 0-0          |
| 74 | ASPLUND     | 0-1          | 0-0          | 0-1          | 0-2        | 0-1          | 0-0          | 0-1         | 1-0          | 0-0         | 0-1          |
| 81 | MURRAY      | 1-0          | 0-0          | 0-0          | 0-0        | 1-0          | 0-0          | 0-0         | 0-1          | 0-0         | DND          |
| 1  | LUUKKONEN   | SOW-3        | W/2          | OTL/3        | DNP        | OTL/3        | DNP          | DNP         | L/3/1        | DNP         | DNP          |
| 31 | JOHANSSON   | BUFF         | BUFF         | BUFF         | BUFF       | BUFF         | BUFF         | BUFF        | BUFF         | BUFF        | DND          |
| 35 | HAMMOND     | BUFF         | BUFF         | DNP          | OTW/2      | DNP          | SOL/2(1)     | W/2         | DNP          | L/2/1       | W/3          |
| 41 | HOUSER      | DNP          | DNP          | DND          | CINC       | CINC         | CINC         | CINC        | CINC         | CINC        | CINC         |

|               |         |     |      |      |      |       |      |      |      |      |
|---------------|---------|-----|------|------|------|-------|------|------|------|------|
| SCORE         | 4-3**   | 3-2 | 2-3* | 3-2* | 2-3* | 2-3** | 4-2# | 2-4# | 1-3# | 5-3# |
| POWER-PLAY    | 1-5     | 0-4 | 0-1  | 1-4  | 0-4  | 0-3   | 1-2  | 1-4  | 1-2  | 0-1  |
| PENALTY KILL  | 2-2     | 2-2 | 1-1  | 5-5  | 0-0  | 2-3   | 4-4  | 2-3  | 0-0  | 2-3  |
| ROCH PIM      | 4       | 4   | 2    | 10   | 2    | 6     | 16   | 6    | 0    | 6    |
| OPP PIM       | 10      | 8   | 2    | 8    | 10   | 6     | 4    | 8    | 4    | 2    |
| ROCH SHOTS    | 39      | 25  | 29   | 35   | 34   | 36    | 30   | 45   | 37   | 44   |
| OPP SHOTS     | 18      | 29  | 18   | 31   | 13   | 22    | 36   | 20   | 27   | 28   |
| GW/GT GOAL    | #15-SOG | #23 | --   | #18  | --   | --    | #20  | --   | --   | #15  |
| GW/GT ASSIST  | --      | #22 | --   | #73  | --   | --    | #3   | --   | --   | #19  |
|               | --      | #39 | --   | #74  | --   | --    | #17  | --   | --   | --   |
| EN GOAL       | --      | --  | --   | --   | --   | --    | #20  | --   | --   | #13  |
| FIRST GOAL    | --      | #40 | #39  | #19  | --   | --    | #40  | #15  | --   | #11  |
| ROCH SO GOALS | 2-3     | --  | --   | --   | --   | 0-5   | --   | --   | --   | --   |
| OPP SO GOALS  | 0-2     | --  | --   | --   | --   | 1-5   | --   | --   | --   | --   |

- \* = Overtime Game
- \*\* = Shootout
- # = Empty Net Goal
- ND = No Decision
- ( ) = Goalie Assist
- REL = Released
- INJ = Injured
- BUFF = Buffalo Sabres-NHL
- CINC = Cincinnati-ECHL
- R = Replaced Starting Goalie
- ( ) = Goalie Assist
- DND = Did Not Dress
- DNP = Did Not Play
- SICK = Sick
- SUSP = Suspended



# SEASON IN REVIEW 10-GAME SUMMARY



## GAMES 61-70

| NO | NAME        | 3/7<br>@BELL | 3/11<br>BING | 3/13<br>SYR | 3/15<br>@CLEV | 3/17*<br>@TOR | 3/20<br>SPRG | 3/21<br>SPRG | 3/25<br>TOR | 3/28<br>@WBS | 3/29<br>@BGPT |
|----|-------------|--------------|--------------|-------------|---------------|---------------|--------------|--------------|-------------|--------------|---------------|
| 2  | MACWILLIAM  | 0-1          | 0-0          |             |               |               |              |              |             |              |               |
| 3  | BORGEN      | 1-0          | 0-0          |             |               |               |              |              |             |              |               |
| 4  | PAETSCH     | DND          | DND          | C           | C             | C             | C            | C            | C           | C            | C             |
| 5  | FITZGERALD  | DND          | DND          | A           | A             | A             | A            | A            | A           | A            | A             |
| 11 | PORTER      | 0-0          | 0-0          | N           | N             | N             | N            | N            | N           | N            | N             |
| 13 | WILSON      | 0-0          | 0-1          | C           | C             | C             | C            | C            | C           | C            | C             |
| 15 | OGLEVIE     | 0-0          | 0-0          | E           | E             | E             | E            | E            | E           | E            | E             |
| 17 | MALONE      | 1-0          | 0-0          | L           | L             | L             | L            | L            | L           | L            | L             |
| 18 | BRYSON      | 1-0          | 0-2          | E           | E             | E             | E            | E            | E           | E            | E             |
| 19 | C.J. SMITH  | 0-0          | 0-0          | D           | D             | D             | D            | D            | D           | D            | D             |
| 20 | CORNEL      | 0-1          | 0-0          |             |               |               |              |              |             |              |               |
| 21 | BURTON      | DND          | DND          |             |               |               |              |              |             |              |               |
| 22 | REDMOND     | 0-0          | 0-0          |             |               |               |              |              |             |              |               |
| 23 | LEIER       | 1-0          | 1-0          |             |               |               |              |              |             |              |               |
| 24 | PILUT       | BUFF         | BUFF         |             |               |               |              |              |             |              |               |
| 27 | LAZAR       | BUFF         | BUFF         |             |               |               |              |              |             |              |               |
| 33 | GILMOUR     | BUFF         | 0-0          |             |               |               |              |              |             |              |               |
| 34 | NELSON      | 0-0          | 0-0          |             |               |               |              |              |             |              |               |
| 37 | D. SMITH    | DND          | DND          |             |               |               |              |              |             |              |               |
| 39 | DEA         | 0-1          | 0-0          |             |               |               |              |              |             |              |               |
| 40 | ELIE        | 0-0          | 1-0          |             |               |               |              |              |             |              |               |
| 44 | HICKEY      | 0-0          | DND          |             |               |               |              |              |             |              |               |
| 64 | RANDELL     | DND          | DND          |             |               |               |              |              |             |              |               |
| 73 | MITTLESTADT | 0-1          | 0-1          |             |               |               |              |              |             |              |               |
| 74 | ASPLUND     | 0-1          | 0-0          |             |               |               |              |              |             |              |               |
| 81 | MURRAY      | 0-0          | 0-0          |             |               |               |              |              |             |              |               |
| 1  | LUUKKONEN   | DNP          | CINC         |             |               |               |              |              |             |              |               |
| 31 | JOHANSSON   | W/2          | L/4/1        |             |               |               |              |              |             |              |               |
| 35 | HAMMOND     | DND          | DNP          |             |               |               |              |              |             |              |               |

|               |      |      |    |    |    |    |    |    |    |    |    |
|---------------|------|------|----|----|----|----|----|----|----|----|----|
| SCORE         | 4-2# | 2-5# |    |    |    |    |    |    |    |    |    |
| POWER-PLAY    | 1-3  | 2-6  |    |    |    |    |    |    |    |    |    |
| PENALTY KILL  | 4-4  | 4-4  |    |    |    |    |    |    |    |    |    |
| ROCH PIM      | 10   | 8    |    |    |    |    |    |    |    |    |    |
| OPP PIM       | 8    | 12   |    |    |    |    |    |    |    |    |    |
| ROCH SHOTS    | 41   | 33   |    |    |    |    |    |    |    |    |    |
| OPP SHOTS     | 26   | 29   |    |    |    |    |    |    |    |    |    |
| GW/GT GOAL    | #3   | --   | -- | -- | -- | -- | -- | -- | -- | -- | -- |
| GW/GT ASSIST  | #39  | --   | -- | -- | -- | -- | -- | -- | -- | -- | -- |
|               | --   | --   | -- | -- | -- | -- | -- | -- | -- | -- | -- |
| EN GOAL       | #17  | --   | -- | -- | -- | -- | -- | -- | -- | -- | -- |
| FIRST GOAL    | --   | --   | -- | -- | -- | -- | -- | -- | -- | -- | -- |
| ROCH SO GOALS | --   | --   | -- | -- | -- | -- | -- | -- | -- | -- | -- |
| OPP SO GOALS  | --   | --   | -- | -- | -- | -- | -- | -- | -- | -- | -- |

\*\* - AT SCOTIABANK ARENA

\* = Overtime Game  
 \*\* = Shootout  
 # = Empty Net Goal  
 ND = No Decision  
 R = Replaced Starting Goalie

( ) = Goalie Assist  
 DND = Did Not Dress  
 DNP = Did Not Play  
 REL = Released  
 INJ = Injured

BUFF = Buffalo Sabres-NHL  
 CINC = Cincinnati Cyclones-ECHL



# SEASON IN REVIEW 10-GAME SUMMARY



## GAMES 71-76

| NO | NAME        | 4/1<br>UTIC | 4/3<br>SYR | 4/4<br>@SYR | 4/8<br>@UTIC | 4/10<br>BGPT | 4/11<br>@BING |
|----|-------------|-------------|------------|-------------|--------------|--------------|---------------|
| 2  | MACWILLIAM  |             |            |             |              |              |               |
| 3  | BORGEN      |             |            |             |              |              |               |
| 4  | PAETSCH     | C           | C          | C           | C            | C            | C             |
| 5  | FITZGERALD  | A           | A          | A           | A            | A            | A             |
| 11 | PORTER      | N           | N          | N           | N            | N            | N             |
| 13 | WILSON      | C           | C          | C           | C            | C            | C             |
| 15 | OGLEVIE     | E           | E          | E           | E            | E            | E             |
| 17 | MALONE      | L           | L          | L           | L            | L            | L             |
| 18 | BRYSON      | E           | E          | E           | E            | E            | E             |
| 19 | C.J. SMITH  | D           | D          | D           | D            | D            | D             |
| 20 | CORNEL      |             |            |             |              |              |               |
| 21 | BURTON      |             |            |             |              |              |               |
| 22 | REDMOND     |             |            |             |              |              |               |
| 23 | LEIER       |             |            |             |              |              |               |
| 24 | PILUT       |             |            |             |              |              |               |
| 27 | LAZAR       |             |            |             |              |              |               |
| 33 | GILMOUR     |             |            |             |              |              |               |
| 34 | NELSON      |             |            |             |              |              |               |
| 37 | D. SMITH    |             |            |             |              |              |               |
| 39 | DEA         |             |            |             |              |              |               |
| 40 | ELIE        |             |            |             |              |              |               |
| 44 | HICKEY      |             |            |             |              |              |               |
| 64 | RANDELL     |             |            |             |              |              |               |
| 73 | MITTLESTADT |             |            |             |              |              |               |
| 74 | ASPLUND     |             |            |             |              |              |               |
| 81 | MURRAY      |             |            |             |              |              |               |
| 1  | LUUKKONEN   |             |            |             |              |              |               |
| 31 | JOHANSSON   |             |            |             |              |              |               |
| 35 | HAMMOND     |             |            |             |              |              |               |

### PENALTY KILL

ROCH PIM

OPP PIM

ROCH SHOTS

OPP SHOTS

GW/GT GOAL

GW/GT ASSIST

EN GOAL

FIRST GOAL

ROCH SO GOALS

OPP SO GOALS

|    |    |    |    |    |    |
|----|----|----|----|----|----|
| -- | -- | -- | -- | -- | -- |
| -- | -- | -- | -- | -- | -- |
| -- | -- | -- | -- | -- | -- |
| -- | -- | -- | -- | -- | -- |
| -- | -- | -- | -- | -- | -- |
| -- | -- | -- | -- | -- | -- |
| -- | -- | -- | -- | -- | -- |
| -- | -- | -- | -- | -- | -- |

\* = Overtime Game  
 \*\* = Shootout  
 # = Empty Net Goal  
 ND = No Decision

R = Replaced Starting Goalie  
 ( ) = Goalie Assist  
 DND = Did Not Dress  
 DNP = Did Not Play

BUFF = Buffalo Sabres-NHL  
 CINC = Cincinnati Cyclones-ECHL  
 INJ = Injured





# RECORD BOOK

ROCHESTER AMERICANS MEDIA GUIDE



# RECORD BOOK YEAR-BY-YEAR STANDINGS



## 1956-57 REGULAR SEASON STANDINGS

| Teams            | GP        | W         | L         | T        | PTS       | GF         | GA         |
|------------------|-----------|-----------|-----------|----------|-----------|------------|------------|
| Providence       | 64        | 34        | 22        | 8        | 76        | 236        | 168        |
| Cleveland        | 64        | 35        | 26        | 3        | 73        | 249        | 210        |
| <b>Rochester</b> | <b>64</b> | <b>34</b> | <b>25</b> | <b>5</b> | <b>73</b> | <b>224</b> | <b>199</b> |
| Hershey          | 64        | 32        | 28        | 4        | 68        | 223        | 237        |
| Buffalo          | 64        | 25        | 37        | 2        | 52        | 209        | 270        |
| Springfield      | 64        | 19        | 41        | 4        | 42        | 217        | 274        |

### 1957 Playoffs

| Teams     | Series | Team       | Series |
|-----------|--------|------------|--------|
| Rochester | 4      | Providence | 1      |
| Cleveland | 4      | Hershey    | 3      |
| Cleveland | 4      | Rochester  | 1      |

## 1957-58 REGULAR SEASON STANDINGS

| Teams            | GP        | W         | L         | T        | PTS       | GF         | GA         |
|------------------|-----------|-----------|-----------|----------|-----------|------------|------------|
| Hershey          | 70        | 39        | 24        | 7        | 85        | 241        | 198        |
| Cleveland        | 70        | 39        | 28        | 3        | 81        | 232        | 163        |
| Providence       | 70        | 33        | 32        | 5        | 71        | 237        | 220        |
| Springfield      | 70        | 29        | 33        | 8        | 66        | 231        | 246        |
| <b>Rochester</b> | <b>70</b> | <b>29</b> | <b>35</b> | <b>6</b> | <b>64</b> | <b>205</b> | <b>242</b> |
| Buffalo          | 70        | 25        | 42        | 3        | 53        | 224        | 301        |

### 1958 Playoffs

| Teams       | Series | Team        | Series |
|-------------|--------|-------------|--------|
| Hershey     | 4      | Providence  | 1      |
| Springfield | 4      | Cleveland   | 3      |
| Hershey     | 4      | Springfield | 2      |

## 1958-59 REGULAR SEASON STANDINGS

| Teams            | GP        | W         | L         | T        | PTS       | GF         | GA         |
|------------------|-----------|-----------|-----------|----------|-----------|------------|------------|
| Buffalo          | 70        | 38        | 28        | 4        | 80        | 233        | 201        |
| Cleveland        | 70        | 37        | 30        | 3        | 77        | 261        | 252        |
| <b>Rochester</b> | <b>70</b> | <b>34</b> | <b>31</b> | <b>5</b> | <b>73</b> | <b>242</b> | <b>209</b> |
| Hershey          | 70        | 32        | 32        | 6        | 70        | 200        | 202        |
| Springfield      | 70        | 30        | 38        | 2        | 62        | 253        | 282        |
| Providence       | 70        | 28        | 40        | 2        | 58        | 222        | 265        |

### 1959 Playoffs

| Teams   | Series | Team      | Series |
|---------|--------|-----------|--------|
| Buffalo | 4      | Rochester | 1      |
| Hershey | 4      | Cleveland | 3      |
| Hershey | 4      | Buffalo   | 2      |

## 1959-60 REGULAR SEASON STANDINGS

| Teams            | GP        | W         | L         | T        | PTS       | GF         | GA         |
|------------------|-----------|-----------|-----------|----------|-----------|------------|------------|
| Springfield      | 72        | 43        | 23        | 6        | 92        | 280        | 219        |
| <b>Rochester</b> | <b>72</b> | <b>40</b> | <b>27</b> | <b>5</b> | <b>85</b> | <b>285</b> | <b>211</b> |
| Providence       | 72        | 38        | 32        | 2        | 78        | 251        | 237        |
| Cleveland        | 72        | 34        | 30        | 8        | 76        | 267        | 229        |
| Buffalo          | 72        | 33        | 35        | 4        | 70        | 251        | 271        |
| Hershey          | 72        | 28        | 37        | 7        | 63        | 226        | 238        |
| Quebec           | 72        | 19        | 51        | 2        | 40        | 178        | 333        |

### 1960 Playoffs

| Teams            | Series   | Team       | Series |
|------------------|----------|------------|--------|
| Springfield      | 4        | Providence | 1      |
| <b>Rochester</b> | <b>4</b> | Cleveland  | 3      |
| Springfield      | 4        | Rochester  | 1      |

## 1960-61 REGULAR SEASON STANDINGS

| Teams            | GP        | W         | L         | T        | PTS       | GF         | GA         |
|------------------|-----------|-----------|-----------|----------|-----------|------------|------------|
| Springfield      | 72        | 49        | 22        | 1        | 99        | 344        | 206        |
| Hershey          | 72        | 36        | 32        | 4        | 76        | 218        | 210        |
| Cleveland        | 72        | 36        | 35        | 1        | 73        | 231        | 234        |
| Buffalo          | 72        | 35        | 34        | 3        | 73        | 259        | 261        |
| <b>Rochester</b> | <b>72</b> | <b>32</b> | <b>36</b> | <b>4</b> | <b>68</b> | <b>261</b> | <b>244</b> |
| Quebec           | 72        | 30        | 39        | 3        | 63        | 217        | 267        |
| Providence       | 72        | 26        | 46        | 0        | 52        | 225        | 333        |

### 1961 Playoffs

| Teams       | Series | Team      | Series |
|-------------|--------|-----------|--------|
| Springfield | 4      | Cleveland | 0      |
| Hershey     | 4      | Buffalo   | 0      |
| Springfield | 4      | Hershey   | 0      |

## 1961-62 REGULAR SEASON STANDINGS

| Eastern Division | GP | W  | L  | T | PTS | GF  | GA  |
|------------------|----|----|----|---|-----|-----|-----|
| Springfield      | 70 | 45 | 22 | 3 | 93  | 292 | 194 |
| Hershey          | 70 | 37 | 28 | 5 | 79  | 236 | 213 |
| Providence       | 70 | 36 | 32 | 2 | 74  | 261 | 267 |
| Quebec           | 70 | 30 | 36 | 4 | 64  | 208 | 207 |

| Western Division | GP        | W         | L         | T        | PTS       | GF         | GA         |
|------------------|-----------|-----------|-----------|----------|-----------|------------|------------|
| Cleveland        | 70        | 39        | 28        | 3        | 81        | 255        | 203        |
| Buffalo          | 70        | 36        | 31        | 3        | 75        | 247        | 219        |
| <b>Rochester</b> | <b>70</b> | <b>33</b> | <b>31</b> | <b>6</b> | <b>72</b> | <b>234</b> | <b>240</b> |
| Pittsburgh       | 70        | 10        | 58        | 2        | 22        | 177        | 367        |

### 1962 Playoffs

| Teams       | Series | Team             | Series   |
|-------------|--------|------------------|----------|
| Hershey     | 2      | Providence       | 1        |
| Buffalo     | 2      | <b>Rochester</b> | <b>0</b> |
| Springfield | 4      | Cleveland        | 2        |
| Buffalo     | 3      | Hershey          | 1        |
| Springfield | 4      | Buffalo          | 1        |

## 1962-63 REGULAR SEASON STANDINGS

| Eastern Division | GP | W  | L  | T  | PTS | GF  | GA  |
|------------------|----|----|----|----|-----|-----|-----|
| Providence       | 72 | 38 | 29 | 5  | 81  | 239 | 203 |
| Hershey          | 72 | 36 | 28 | 8  | 80  | 262 | 231 |
| Baltimore        | 72 | 35 | 30 | 7  | 77  | 226 | 244 |
| Quebec           | 72 | 33 | 28 | 11 | 77  | 206 | 210 |
| Springfield      | 72 | 33 | 31 | 8  | 74  | 282 | 236 |

| Western Division | GP        | W         | L         | T        | PTS       | GF         | GA         |
|------------------|-----------|-----------|-----------|----------|-----------|------------|------------|
| Buffalo          | 72        | 41        | 24        | 7        | 89        | 237        | 199        |
| Cleveland        | 72        | 31        | 34        | 7        | 69        | 270        | 253        |
| <b>Rochester</b> | <b>72</b> | <b>24</b> | <b>39</b> | <b>9</b> | <b>57</b> | <b>241</b> | <b>270</b> |
| Pittsburgh       | 72        | 20        | 48        | 4        | 44        | 200        | 317        |

### 1963 Playoffs

| Teams     | Series | Team             | Series   |
|-----------|--------|------------------|----------|
| Cleveland | 2      | <b>Rochester</b> | <b>0</b> |
| Hershey   | 2      | Baltimore        | 1        |
| Hershey   | 3      | Cleveland        | 2        |
| Buffalo   | 4      | Providence       | 2        |
| Buffalo   | 4      | Hershey          | 3        |



# RECORD BOOK YEAR-BY-YEAR STANDINGS



## 1963-64 REGULAR SEASON STANDINGS

| Eastern Division | GP | W  | L  | T | PTS | GF  | GA  |
|------------------|----|----|----|---|-----|-----|-----|
| Quebec           | 72 | 41 | 30 | 1 | 83  | 258 | 225 |
| Hershey          | 72 | 36 | 31 | 5 | 77  | 236 | 249 |
| Providence       | 72 | 32 | 35 | 5 | 69  | 248 | 239 |
| Baltimore        | 72 | 32 | 44 | 5 | 51  | 238 | 292 |
| Western Division | GP | W  | L  | T | PTS | GF  | GA  |
| Pittsburgh       | 72 | 40 | 29 | 3 | 83  | 242 | 196 |
| Rochester        | 72 | 40 | 30 | 2 | 82  | 256 | 223 |
| Cleveland        | 72 | 37 | 30 | 5 | 79  | 239 | 207 |
| Buffalo          | 72 | 25 | 40 | 7 | 57  | 194 | 260 |

## 1964 Playoffs

| Teams     | Series | Team       | Series |
|-----------|--------|------------|--------|
| Hershey   | 2      | Providence | 1      |
| Cleveland | 2      | Rochester  | 0      |
| Quebec    | 4      | Pittsburgh | 1      |
| Cleveland | 3      | Hershey    | 0      |
| Cleveland | 4      | Quebec     | 0      |

## 1964-65 REGULAR SEASON STANDINGS

| Eastern Division | GP | W  | L  | T | PTS | GF  | GA  |
|------------------|----|----|----|---|-----|-----|-----|
| Quebec           | 72 | 44 | 26 | 2 | 90  | 280 | 223 |
| Hershey          | 72 | 36 | 32 | 4 | 76  | 246 | 243 |
| Baltimore        | 72 | 35 | 32 | 5 | 75  | 275 | 249 |
| Springfield      | 72 | 29 | 39 | 4 | 62  | 237 | 273 |
| Providence       | 72 | 20 | 50 | 2 | 42  | 193 | 312 |
| Western Division | GP | W  | L  | T | PTS | GF  | GA  |
| Rochester        | 72 | 48 | 21 | 3 | 99  | 310 | 199 |
| Buffalo          | 72 | 40 | 26 | 6 | 86  | 261 | 218 |
| Pittsburgh       | 72 | 29 | 36 | 7 | 65  | 228 | 256 |
| Cleveland        | 72 | 24 | 43 | 5 | 53  | 228 | 285 |

## 1965 Playoffs - 1st Calder Cup

| Teams     | Series | Team       | Series |
|-----------|--------|------------|--------|
| Hershey   | 3      | Baltimore  | 2      |
| Buffalo   | 3      | Pittsburgh | 1      |
| Hershey   | 3      | Buffalo    | 2      |
| Rochester | 4      | Quebec     | 1      |
| Rochester | 4      | Hershey    | 1      |

## 1965-66 REGULAR SEASON STANDINGS

| Eastern Division | GP | W  | L  | T | PTS | GF  | GA  |
|------------------|----|----|----|---|-----|-----|-----|
| Quebec           | 72 | 47 | 21 | 4 | 98  | 337 | 226 |
| Hershey          | 72 | 37 | 30 | 5 | 79  | 268 | 232 |
| Springfield      | 72 | 31 | 38 | 3 | 65  | 207 | 235 |
| Baltimore        | 72 | 27 | 43 | 2 | 56  | 212 | 254 |
| Providence       | 72 | 20 | 49 | 3 | 43  | 184 | 310 |
| Western Division | GP | W  | L  | T | PTS | GF  | GA  |
| Rochester        | 72 | 46 | 21 | 5 | 97  | 288 | 221 |
| Cleveland        | 72 | 38 | 32 | 2 | 78  | 243 | 217 |
| Pittsburgh       | 72 | 38 | 33 | 1 | 77  | 236 | 218 |
| Buffalo          | 72 | 29 | 40 | 3 | 61  | 215 | 243 |

## 1966 Playoffs - 2nd Calder Cup

| Teams       | Series | Team        | Series |
|-------------|--------|-------------|--------|
| Springfield | 3      | Hershey     | 0      |
| Cleveland   | 3      | Pittsburgh  | 0      |
| Rochester   | 4      | Quebec      | 2      |
| Cleveland   | 3      | Springfield | 0      |
| Rochester   | 4      | Cleveland   | 2      |

## 1966-67 REGULAR SEASON STANDINGS

| Eastern Division | GP | W  | L  | T  | PTS | GF  | GA  |
|------------------|----|----|----|----|-----|-----|-----|
| Hershey          | 72 | 38 | 24 | 10 | 86  | 273 | 216 |
| Baltimore        | 72 | 35 | 27 | 10 | 80  | 252 | 247 |
| Quebec           | 72 | 35 | 30 | 7  | 77  | 275 | 249 |
| Springfield      | 72 | 32 | 31 | 19 | 73  | 267 | 261 |
| Providence       | 72 | 13 | 46 | 13 | 39  | 210 | 329 |
| Western Division | GP | W  | L  | T  | PTS | GF  | GA  |
| Pittsburgh       | 72 | 41 | 21 | 10 | 92  | 282 | 209 |
| Rochester        | 72 | 38 | 25 | 9  | 85  | 300 | 223 |
| Cleveland        | 72 | 36 | 27 | 9  | 81  | 284 | 230 |
| Buffalo          | 72 | 14 | 51 | 7  | 35  | 207 | 386 |

## 1967 Playoffs

| Teams     | Series | Team       | Series |
|-----------|--------|------------|--------|
| Hershey   | 2      | Providence | 1      |
| Cleveland | 2      | Rochester  | 0      |
| Quebec    | 4      | Pittsburgh | 1      |
| Cleveland | 3      | Hershey    | 0      |
| Cleveland | 4      | Quebec     | 0      |

## 1967-68 REGULAR SEASON STANDINGS

| Eastern Division | GP | W  | L  | T  | PTS | GF  | GA  |
|------------------|----|----|----|----|-----|-----|-----|
| Hershey          | 72 | 34 | 30 | 8  | 76  | 276 | 248 |
| Springfield      | 72 | 31 | 33 | 8  | 70  | 247 | 276 |
| Providence       | 72 | 30 | 33 | 9  | 69  | 235 | 272 |
| Baltimore        | 72 | 28 | 34 | 10 | 66  | 235 | 255 |
| Western Division | GP | W  | L  | T  | PTS | GF  | GA  |
| Rochester        | 72 | 38 | 25 | 9  | 85  | 273 | 233 |
| Quebec           | 72 | 33 | 28 | 11 | 77  | 277 | 240 |
| Buffalo          | 72 | 32 | 28 | 12 | 76  | 238 | 224 |
| Cleveland        | 72 | 28 | 30 | 14 | 70  | 236 | 255 |

## 1968 Playoffs - 3rd Calder Cup

| Teams      | Series | Team        | Series |
|------------|--------|-------------|--------|
| Providence | 3      | Springfield | 1      |
| Quebec     | 3      | Buffalo     | 2      |
| Rochester  | 4      | Hershey     | 1      |
| Quebec     | 3      | Providence  | 1      |
| Rochester  | 4      | Quebec      | 2      |

## 1968-69 REGULAR SEASON STANDINGS

| Eastern Division | GP | W  | L  | T  | PTS | GF  | GA  |
|------------------|----|----|----|----|-----|-----|-----|
| Hershey          | 74 | 41 | 27 | 6  | 88  | 307 | 234 |
| Baltimore        | 74 | 33 | 34 | 7  | 73  | 266 | 257 |
| Providence       | 74 | 32 | 36 | 6  | 70  | 242 | 284 |
| Springfield      | 74 | 27 | 36 | 11 | 65  | 257 | 274 |
| Western Division | GP | W  | L  | T  | PTS | GF  | GA  |
| Buffalo          | 74 | 41 | 18 | 15 | 97  | 282 | 192 |
| Cleveland        | 74 | 30 | 32 | 12 | 72  | 213 | 245 |
| Quebec           | 74 | 26 | 34 | 14 | 66  | 235 | 258 |
| Rochester        | 74 | 25 | 38 | 11 | 61  | 237 | 295 |

## 1969 Playoffs

| Teams      | Series | Team       | Series |
|------------|--------|------------|--------|
| Providence | 3      | Baltimore  | 1      |
| Quebec     | 3      | Cleveland  | 2      |
| Quebec     | 3      | Providence | 2      |
| Hershey    | 4      | Buffalo    | 2      |
| Hershey    | 4      | Quebec     | 1      |



# RECORD BOOK YEAR-BY-YEAR STANDINGS



## 1969-70 REGULAR SEASON STANDINGS

| Eastern Division | GP | W  | L  | T  | PTS | GF  | GA  |
|------------------|----|----|----|----|-----|-----|-----|
| Montreal         | 72 | 43 | 15 | 14 | 100 | 327 | 195 |
| Springfield      | 72 | 38 | 29 | 5  | 81  | 287 | 287 |
| Quebec           | 72 | 27 | 39 | 6  | 60  | 221 | 272 |
| Providence       | 72 | 23 | 36 | 13 | 59  | 218 | 267 |
| Western Division | GP | W  | L  | T  | PTS | GF  | GA  |
| Buffalo          | 72 | 40 | 17 | 15 | 95  | 280 | 193 |
| Hershey          | 72 | 28 | 28 | 16 | 72  | 247 | 249 |
| Baltimore        | 72 | 25 | 30 | 17 | 67  | 230 | 252 |
| Cleveland        | 72 | 23 | 33 | 16 | 62  | 222 | 255 |
| Rochester        | 72 | 18 | 38 | 16 | 52  | 253 | 315 |

## 1970 Playoffs

| Teams       | Series | Team         | Series |
|-------------|--------|--------------|--------|
| Montreal    | 4      | Baltimore    | 1      |
| Buffalo     | 4      | Quebec       | 2      |
| Springfield | 4      | Hershey      | 3      |
| Buffalo     | 4      | Springfield* | 0      |

\*Montreal eliminated by Springfield & Buffalo via round-robin play

## 1970-71 REGULAR SEASON STANDINGS

| Eastern Division | GP | W  | L  | T  | PTS | GF  | GA  |
|------------------|----|----|----|----|-----|-----|-----|
| Providence       | 72 | 28 | 31 | 13 | 69  | 257 | 270 |
| Montreal         | 72 | 27 | 31 | 14 | 68  | 215 | 239 |
| Springfield      | 72 | 29 | 35 | 8  | 66  | 244 | 281 |
| Quebec           | 72 | 25 | 31 | 16 | 66  | 211 | 240 |
| Western Division | GP | W  | L  | T  | PTS | GF  | GA  |
| Baltimore        | 72 | 40 | 23 | 9  | 89  | 263 | 224 |
| Cleveland        | 72 | 39 | 26 | 7  | 85  | 272 | 208 |
| Hershey          | 72 | 31 | 31 | 10 | 72  | 238 | 212 |
| Rochester        | 72 | 25 | 36 | 11 | 61  | 222 | 248 |

## 1971 Playoffs

| Teams       | Series | Team       | Series |
|-------------|--------|------------|--------|
| Springfield | 1      | Quebec     | 0      |
| Springfield | 3      | Montreal   | 0      |
| Cleveland   | 3      | Hershey    | 1      |
| Providence  | 4      | Baltimore  | 2      |
| Springfield | 3      | Cleveland  | 1      |
| Springfield | 4      | Providence | 0      |

## 1971-72 REGULAR SEASON STANDINGS

| Eastern Division | GP | W  | L  | T  | PTS | GF  | GA  |
|------------------|----|----|----|----|-----|-----|-----|
| Boston           | 76 | 41 | 21 | 14 | 96  | 260 | 191 |
| Nova Scotia      | 76 | 41 | 21 | 14 | 96  | 274 | 202 |
| Springfield      | 76 | 31 | 30 | 15 | 77  | 273 | 266 |
| Providence       | 76 | 28 | 37 | 11 | 67  | 250 | 274 |
| Rochester        | 76 | 28 | 38 | 10 | 66  | 242 | 311 |
| Western Division | GP | W  | L  | T  | PTS | GF  | GA  |
| Baltimore        | 76 | 34 | 31 | 11 | 79  | 240 | 249 |
| Hershey          | 76 | 33 | 30 | 13 | 79  | 266 | 253 |
| Cincinnati       | 76 | 30 | 28 | 18 | 78  | 252 | 258 |
| Cleveland        | 76 | 32 | 34 | 10 | 74  | 269 | 263 |
| Richmond         | 76 | 29 | 34 | 13 | 71  | 237 | 218 |
| Tidewater        | 76 | 22 | 45 | 9  | 53  | 197 | 275 |

## 1972 Playoffs

| Teams Series  | Team Series   | Team Series   | Team Series  |
|---------------|---------------|---------------|--------------|
| Boston 4      | Providence 1  | Nova Scotia 4 | Boston 0     |
| Nova Scotia 4 | Springfield 1 | Baltimore 4   | Cincinnati 2 |
| Baltimore 4   | Cleveland 2   | Nova Scotia 4 | Baltimore 2  |
| Cincinnati 4  | Hershey 0     |               |              |

## 1972-73 REGULAR SEASON STANDINGS

| Eastern Division | GP | W  | L  | T  | PTS | GF  | GA  |
|------------------|----|----|----|----|-----|-----|-----|
| Nova Scotia      | 76 | 43 | 18 | 15 | 101 | 316 | 191 |
| Boston           | 76 | 34 | 29 | 3  | 81  | 248 | 256 |
| Rochester        | 76 | 33 | 31 | 12 | 78  | 239 | 276 |
| Providence       | 76 | 32 | 30 | 14 | 78  | 253 | 255 |
| Springfield      | 76 | 18 | 42 | 16 | 52  | 265 | 344 |
| New Haven        | 76 | 16 | 40 | 20 | 52  | 246 | 331 |
| Western Division | GP | W  | L  | T  | PTS | GF  | GA  |
| Cincinnati       | 76 | 54 | 17 | 5  | 113 | 351 | 206 |
| Hershey          | 76 | 42 | 23 | 11 | 95  | 326 | 231 |
| Virginia         | 76 | 38 | 22 | 16 | 92  | 258 | 221 |
| Richmond         | 76 | 30 | 36 | 10 | 70  | 272 | 280 |
| Jacksonville     | 76 | 23 | 44 | 9  | 55  | 251 | 329 |
| Baltimore        | 76 | 17 | 48 | 11 | 45  | 210 | 315 |

## 1973 Playoffs

| Teams Series  | Team Series  | Team Series   | Team Series   |
|---------------|--------------|---------------|---------------|
| Nova Scotia 4 | Providence 2 | Nova Scotia 4 | Boston 0      |
| Boston 4      | Rochester 2  | Cincinnati 4  | Virginia 2    |
| Cincinnati 4  | Richmond 0   | Cincinnati 4  | Nova Scotia 1 |
| Virginia 4    | Hershey 3    |               |               |

## 1973-74 REGULAR SEASON STANDINGS

| Eastern Division | GP | W  | L  | T  | PTS | GF  | GA  |
|------------------|----|----|----|----|-----|-----|-----|
| Rochester        | 76 | 42 | 21 | 13 | 97  | 296 | 248 |
| Providence       | 76 | 38 | 26 | 12 | 88  | 330 | 244 |
| Nova Scotia      | 76 | 37 | 27 | 12 | 86  | 263 | 223 |
| New Haven        | 76 | 35 | 31 | 10 | 80  | 291 | 275 |
| Boston           | 76 | 23 | 40 | 13 | 59  | 239 | 297 |
| Springfield      | 76 | 21 | 40 | 15 | 57  | 251 | 327 |
| Western Division | GP | W  | L  | T  | PTS | GF  | GA  |
| Baltimore        | 76 | 42 | 24 | 10 | 94  | 310 | 232 |
| Hershey          | 76 | 39 | 23 | 14 | 92  | 320 | 241 |
| Cincinnati       | 76 | 40 | 25 | 11 | 91  | 273 | 233 |
| Richmond         | 76 | 22 | 40 | 14 | 58  | 248 | 320 |
| Jacksonville     | 76 | 24 | 44 | 8  | 56  | 244 | 334 |
| Virginia         | 76 | 22 | 44 | 10 | 54  | 216 | 307 |

## 1974 Playoffs

| Teams Series | Team Series   | Team Series  | Team Series  |
|--------------|---------------|--------------|--------------|
| New Haven 4  | Rochester 2   | Providence 4 | New Haven 0  |
| Providence 4 | Nova Scotia 2 | Hershey 4    | Baltimore 0  |
| Baltimore 4  | Richmond 1    | Hershey 4    | Providence 1 |
| Hershey 4    | Cincinnati 1  |              |              |



# RECORD BOOK YEAR-BY-YEAR STANDINGS



## 1974-75 REGULAR SEASON STANDINGS

| Eastern Division | GP        | W         | L         | T        | PTS       | GF         | GA         |
|------------------|-----------|-----------|-----------|----------|-----------|------------|------------|
| Providence       | 76        | 43        | 21        | 12       | 98        | 317        | 263        |
| <b>Rochester</b> | <b>76</b> | <b>42</b> | <b>25</b> | <b>9</b> | <b>93</b> | <b>317</b> | <b>243</b> |
| Nova Scotia      | 75        | 40        | 26        | 9        | 89        | 270        | 227        |
| Springfield      | 75        | 33        | 30        | 12       | 78        | 299        | 256        |
| New Haven        | 76        | 30        | 35        | 11       | 71        | 282        | 302        |
| Western Division | GP        | W         | L         | T        | PTS       | GF         | GA         |
| Virginia         | 75        | 31        | 31        | 13       | 75        | 254        | 250        |
| Richmond         | 75        | 29        | 39        | 7        | 65        | 262        | 293        |
| Hershey          | 75        | 27        | 38        | 10       | 64        | 259        | 303        |
| Syracuse         | 75        | 21        | 43        | 11       | 53        | 254        | 332        |
| Baltimore*       | 46        | 14        | 22        | 10       | 38        | 136        | 180        |

\*Disbanded 1/23/75

## 1975 Playoffs

| Teams            | Series   | Team        | Series | Team        | Series |
|------------------|----------|-------------|--------|-------------|--------|
| Springfield      | 4        | Providence  | 2      | Springfield | 4      |
| <b>Rochester</b> | <b>4</b> | Nova Scotia | 2      | New Haven   | 4      |
| New Haven        | 4        | Virginia    | 1      | Springfield | 4      |
| Hershey          | 4        | Richmond    | 3      | New Haven   | 1      |

## 1975-76 REGULAR SEASON STANDINGS

| Eastern Division | GP        | W         | L         | T        | PTS       | GF         | GA         |
|------------------|-----------|-----------|-----------|----------|-----------|------------|------------|
| Nova Scotia      | 76        | 48        | 20        | 8        | 104       | 326        | 209        |
| <b>Rochester</b> | <b>76</b> | <b>42</b> | <b>25</b> | <b>9</b> | <b>93</b> | <b>304</b> | <b>243</b> |
| Providence       | 76        | 34        | 34        | 8        | 76        | 294        | 300        |
| Springfield      | 76        | 33        | 39        | 4        | 70        | 267        | 321        |
| Western Division | GP        | W         | L         | T        | PTS       | GF         | GA         |
| Hershey          | 76        | 39        | 31        | 6        | 84        | 304        | 275        |
| Richmond         | 76        | 29        | 39        | 8        | 66        | 262        | 297        |
| New Haven        | 76        | 29        | 39        | 8        | 66        | 261        | 295        |
| Baltimore        | 76        | 21        | 48        | 7        | 49        | 238        | 316        |

## 1976 Playoffs

| Teams            | Series   | Team             | Series   |
|------------------|----------|------------------|----------|
| <b>Rochester</b> | <b>3</b> | Providence       | 0        |
| Richmond         | 3        | New Haven        | 0        |
| Nova Scotia      | 4        | <b>Rochester</b> | <b>0</b> |
| Hershey          | 4        | Richmond         | 1        |
| Nova Scotia      | 4        | Hershey          | 1        |

## 1976-77 REGULAR SEASON STANDINGS

| Team             | GP        | W         | L         | T        | PTS       | GF         | GA         |
|------------------|-----------|-----------|-----------|----------|-----------|------------|------------|
| Nova Scotia      | 80        | 52        | 22        | 6        | 110       | 308        | 225        |
| New Haven        | 80        | 43        | 31        | 6        | 92        | 333        | 287        |
| <b>Rochester</b> | <b>80</b> | <b>42</b> | <b>33</b> | <b>5</b> | <b>89</b> | <b>320</b> | <b>273</b> |
| Hershey          | 80        | 36        | 38        | 6        | 78        | 282        | 293        |
| Springfield      | 80        | 28        | 51        | 1        | 57        | 302        | 390        |
| Rhode Island     | 80        | 25        | 51        | 4        | 54        | 282        | 359        |

## 1977 Playoffs

| Teams            | Series   | Team             | Series   |
|------------------|----------|------------------|----------|
| Nova Scotia      | 4        | Hershey          | 2        |
| <b>Rochester</b> | <b>4</b> | New Haven        | 2        |
| Nova Scotia      | 4        | <b>Rochester</b> | <b>2</b> |

## 1977-78 REGULAR SEASON STANDINGS

| Northern Division | GP | W  | L  | T  | PTS | GF  | GA  |
|-------------------|----|----|----|----|-----|-----|-----|
| Maine             | 80 | 43 | 28 | 9  | 95  | 305 | 256 |
| Nova Scotia       | 81 | 37 | 28 | 16 | 90  | 304 | 250 |

## 1977-78 REGULAR SEASON STANDINGS continued

| Northern Division | GP        | W         | L         | T        | PTS       | GF         | GA         |
|-------------------|-----------|-----------|-----------|----------|-----------|------------|------------|
| Springfield       | 81        | 39        | 33        | 9        | 87        | 348        | 350        |
| Binghamton        | 81        | 27        | 46        | 8        | 62        | 287        | 377        |
| Southern Division | GP        | W         | L         | T        | PTS       | GF         | GA         |
| <b>Rochester</b>  | <b>81</b> | <b>43</b> | <b>31</b> | <b>7</b> | <b>93</b> | <b>332</b> | <b>296</b> |
| New Haven         | 80        | 38        | 31        | 11       | 87        | 313        | 292        |
| Philadelphia      | 81        | 35        | 35        | 11       | 81        | 294        | 290        |
| Hershey           | 81        | 27        | 44        | 10       | 64        | 281        | 324        |
| Hampton*          | 46        | 15        | 28        | 3        | 33        | 142        | 171        |

\* Disbanded 2/10/78

## 1978 Playoffs

| Teams       | Series | Team             | Series   |
|-------------|--------|------------------|----------|
| Nova Scotia | 3      | Springfield      | 1        |
| New Haven   | 3      | Philadelphia     | 1        |
| Maine       | 4      | Nova Scotia      | 3        |
| New Haven   | 4      | <b>Rochester</b> | <b>2</b> |

## 1978-79 REGULAR SEASON STANDINGS

| Northern Division | GP        | W         | L         | T         | PTS       | GF         | GA         |
|-------------------|-----------|-----------|-----------|-----------|-----------|------------|------------|
| Maine             | 80        | 45        | 22        | 13        | 103       | 350        | 252        |
| New Brunswick     | 80        | 41        | 29        | 10        | 92        | 315        | 288        |
| Nova Scotia       | 80        | 39        | 37        | 4         | 82        | 313        | 302        |
| Springfield       | 80        | 33        | 38        | 9         | 75        | 289        | 290        |
| Southern Division | GP        | W         | L         | T         | PTS       | GF         | GA         |
| New Haven         | 80        | 46        | 25        | 9         | 101       | 346        | 271        |
| Hershey           | 79        | 35        | 36        | 8         | 78        | 311        | 324        |
| Binghamton        | 79        | 32        | 42        | 5         | 69        | 300        | 320        |
| <b>Rochester</b>  | <b>80</b> | <b>26</b> | <b>42</b> | <b>12</b> | <b>64</b> | <b>289</b> | <b>349</b> |
| Philadelphia      | 80        | 23        | 49        | 8         | 54        | 230        | 347        |

## 1979 Playoffs

| Teams       | Series | Team          | Series |
|-------------|--------|---------------|--------|
| Nova Scotia | 3      | New Brunswick | 2      |
| Binghamton  | 3      | Hershey       | 1      |
| Maine       | 4      | Nova Scotia   | 2      |
| New Haven   | 4      | Binghamton    | 2      |
| Maine       | 4      | New Haven     | 0      |

## 1979-80 REGULAR SEASON STANDINGS

| Northern Division | GP        | W         | L         | T         | PTS       | GF         | GA         |
|-------------------|-----------|-----------|-----------|-----------|-----------|------------|------------|
| New Brunswick     | 79        | 44        | 27        | 8         | 96        | 325        | 271        |
| Nova Scotia       | 79        | 43        | 29        | 7         | 93        | 331        | 271        |
| Maine             | 80        | 41        | 28        | 11        | 93        | 307        | 266        |
| Adirondack        | 80        | 32        | 37        | 11        | 75        | 297        | 309        |
| Springfield       | 80        | 31        | 37        | 12        | 74        | 292        | 302        |
| Southern Division | GP        | W         | L         | T         | PTS       | GF         | GA         |
| New Haven         | 80        | 46        | 25        | 9         | 101       | 350        | 305        |
| Hershey           | 80        | 35        | 29        | 6         | 76        | 289        | 273        |
| Syracuse          | 80        | 31        | 42        | 7         | 69        | 303        | 364        |
| <b>Rochester</b>  | <b>80</b> | <b>28</b> | <b>42</b> | <b>10</b> | <b>66</b> | <b>260</b> | <b>327</b> |
| Binghamton        | 80        | 24        | 49        | 7         | 55        | 268        | 334        |

## 1980 Playoffs

| Teams         | Series | Team             | Series   | Team          | Series |
|---------------|--------|------------------|----------|---------------|--------|
| New Brunswick | 4      | Adirondack       | 1        | New Brunswick | 4      |
| Maine         | 4      | Nova Scotia      | 2        | Hershey       | 4      |
| New Haven     | 4      | <b>Rochester</b> | <b>0</b> | Hershey       | 4      |
| Hershey       | 4      | Syracuse         | 0        | New Brunswick | 2      |



# RECORD BOOK YEAR-BY-YEAR STANDINGS



## 1980-81 REGULAR SEASON STANDINGS

| Northern Division | GP | W  | L  | T  | PTS | GF  | GA  |
|-------------------|----|----|----|----|-----|-----|-----|
| Maine             | 80 | 45 | 28 | 7  | 97  | 319 | 292 |
| New Brunswick     | 80 | 37 | 33 | 10 | 84  | 317 | 298 |
| Nova Scotia       | 80 | 38 | 37 | 5  | 81  | 335 | 298 |
| Springfield       | 80 | 34 | 41 | 5  | 73  | 312 | 343 |

| Southern Division | GP | W  | L  | T  | PTS | GF  | GA  |
|-------------------|----|----|----|----|-----|-----|-----|
| Hershey           | 80 | 47 | 24 | 9  | 103 | 357 | 299 |
| Adirondack        | 80 | 35 | 40 | 5  | 75  | 305 | 328 |
| Binghamton        | 80 | 32 | 42 | 6  | 70  | 296 | 336 |
| New Haven         | 80 | 29 | 40 | 11 | 69  | 295 | 321 |
| Rochester         | 80 | 30 | 42 | 8  | 68  | 295 | 316 |

## 1981 Playoffs

| Teams Series    | Team Series   | Team Series  | Team Series     | Team Series |
|-----------------|---------------|--------------|-----------------|-------------|
| Maine 4         | Springfield 3 | Maine 4      | New Brunswick 3 |             |
| New Brunswick 4 | Nova Scotia 2 | Adirondack 4 | Hershey 2       |             |
| Hershey 4       | New Haven 0   | Adirondack 4 | Maine 2         |             |
| Adirondack 4    | Binghamton 2  |              |                 |             |

## 1981-82 REGULAR SEASON STANDINGS

| Northern Division | GP | W  | L  | T  | PTS | GF  | GA  |
|-------------------|----|----|----|----|-----|-----|-----|
| New Brunswick     | 80 | 48 | 21 | 11 | 107 | 338 | 227 |
| Maine             | 80 | 47 | 26 | 7  | 101 | 325 | 272 |
| Nova Scotia       | 80 | 35 | 35 | 10 | 80  | 330 | 313 |
| Springfield       | 80 | 32 | 43 | 5  | 69  | 278 | 319 |
| Fredericton       | 80 | 20 | 55 | 5  | 45  | 275 | 408 |

| Southern Division | GP | W  | L  | T | PTS | GF  | GA  |
|-------------------|----|----|----|---|-----|-----|-----|
| Binghamton        | 80 | 46 | 28 | 6 | 98  | 329 | 266 |
| Rochester         | 80 | 40 | 31 | 9 | 89  | 325 | 286 |
| New Haven         | 80 | 39 | 33 | 8 | 86  | 292 | 276 |
| Hershey           | 80 | 36 | 38 | 6 | 78  | 316 | 347 |
| Adirondack        | 80 | 34 | 37 | 9 | 77  | 299 | 285 |
| Erie              | 80 | 22 | 52 | 6 | 50  | 317 | 425 |

## 1982 Playoffs

| Teams Series    | Team Series  | Team Series     | Team Series   | Team Series |
|-----------------|--------------|-----------------|---------------|-------------|
| New Brunswick 3 | Adirondack 2 | New Brunswick 4 | Nova Scotia 1 |             |
| Nova Scotia 3   | Maine 1      | Binghamton 4    | Rochester 1   |             |
| Binghamton 3    | Hershey 2    | New Brunswick 4 | Binghamton 1  |             |
| Rochester 3     | New Haven 1  |                 |               |             |

## 1982-83 REGULAR SEASON STANDINGS

| Northern Division | GP | W  | L  | T | PTS | GF  | GA  |
|-------------------|----|----|----|---|-----|-----|-----|
| Fredericton       | 80 | 45 | 27 | 8 | 98  | 348 | 284 |
| Nova Scotia       | 80 | 41 | 34 | 5 | 87  | 378 | 333 |
| Maine             | 80 | 39 | 33 | 8 | 86  | 342 | 309 |
| Adirondack        | 80 | 36 | 39 | 5 | 77  | 329 | 343 |
| Moncton           | 80 | 34 | 39 | 7 | 75  | 304 | 315 |
| Sherbrooke        | 80 | 22 | 54 | 4 | 48  | 288 | 390 |

| Southern Division | GP | W  | L  | T | PTS | GF  | GA  |
|-------------------|----|----|----|---|-----|-----|-----|
| Rochester         | 80 | 46 | 25 | 9 | 101 | 389 | 325 |
| Hershey           | 80 | 40 | 35 | 5 | 85  | 313 | 308 |
| New Haven         | 80 | 38 | 34 | 8 | 84  | 337 | 329 |
| Binghamton        | 80 | 36 | 36 | 8 | 80  | 320 | 333 |
| Baltimore         | 80 | 35 | 36 | 9 | 79  | 362 | 366 |
| St. Catharines    | 80 | 33 | 41 | 6 | 72  | 335 | 368 |
| Springfield       | 80 | 31 | 43 | 6 | 68  | 282 | 324 |

## 1983 Playoffs - 4th Calder Cup

| Teams Series  | Team Series   | Team Series | Team Series   | Team Series |
|---------------|---------------|-------------|---------------|-------------|
| Fredericton 4 | Adirondack 2  | Maine 4     | Fredericton 2 |             |
| Maine 4       | Nova Scotia 3 | Rochester 4 | New Haven 3   |             |
| Rochester 4   | Binghamton 1  | Rochester 4 | Maine 0       |             |
| New Haven 4   | Hershey 1     |             |               |             |

## 1983-84 REGULAR SEASON STANDINGS

| Northern Division | GP | W  | L  | T  | PTS | GF  | GA  |
|-------------------|----|----|----|----|-----|-----|-----|
| Fredericton       | 80 | 45 | 30 | 5  | 95  | 340 | 262 |
| Adirondack        | 80 | 37 | 29 | 14 | 88  | 344 | 330 |
| Maine             | 80 | 33 | 36 | 11 | 77  | 310 | 312 |
| Nova Scotia       | 80 | 32 | 37 | 11 | 75  | 277 | 288 |
| Moncton           | 80 | 32 | 40 | 8  | 72  | 251 | 278 |
| Sherbrooke        | 80 | 22 | 53 | 5  | 49  | 301 | 419 |

| Southern Division | GP | W  | L  | T  | PTS | GF  | GA  |
|-------------------|----|----|----|----|-----|-----|-----|
| Baltimore         | 80 | 46 | 24 | 10 | 102 | 384 | 304 |
| Rochester         | 80 | 46 | 32 | 2  | 94  | 363 | 300 |
| St. Catharines    | 80 | 43 | 31 | 6  | 92  | 364 | 346 |
| Springfield       | 80 | 39 | 35 | 6  | 84  | 344 | 340 |
| New Haven         | 80 | 36 | 40 | 4  | 76  | 365 | 371 |
| Binghamton        | 80 | 33 | 43 | 4  | 70  | 359 | 388 |
| Hershey           | 80 | 28 | 42 | 10 | 66  | 320 | 384 |

## 1984 Playoffs

| Teams Series  | Team Series      | Team Series | Team Series   | Team Series |
|---------------|------------------|-------------|---------------|-------------|
| Nova Scotia 4 | Fredericton 3    | Maine 4     | Nova Scotia 1 |             |
| Maine 4       | Adirondack 3     | Rochester 4 | Baltimore 2   |             |
| Baltimore 4   | Springfield 0    | Maine 4     | Rochester 1   |             |
| Rochester 4   | St. Catharines 3 |             |               |             |

## 1984-85 REGULAR SEASON STANDINGS

| Northern Division | GP | W  | L  | T  | PTS | GF  | GA  |
|-------------------|----|----|----|----|-----|-----|-----|
| Maine             | 80 | 38 | 32 | 10 | 86  | 296 | 266 |
| Fredericton       | 80 | 36 | 36 | 8  | 80  | 279 | 301 |
| Sherbrooke        | 80 | 37 | 38 | 5  | 79  | 323 | 329 |
| Nova Scotia       | 80 | 36 | 37 | 7  | 79  | 292 | 295 |
| Adirondack        | 80 | 35 | 37 | 8  | 78  | 290 | 336 |
| Moncton           | 80 | 32 | 40 | 8  | 72  | 291 | 300 |

| Southern Division | GP | W  | L  | T  | PTS | GF  | GA  |
|-------------------|----|----|----|----|-----|-----|-----|
| Binghamton        | 80 | 52 | 20 | 8  | 112 | 388 | 265 |
| Baltimore         | 80 | 45 | 27 | 8  | 98  | 326 | 252 |
| Rochester         | 80 | 40 | 27 | 13 | 93  | 333 | 301 |
| Springfield       | 80 | 36 | 40 | 4  | 76  | 322 | 326 |
| New Haven         | 80 | 31 | 41 | 8  | 70  | 315 | 341 |
| Hershey           | 80 | 26 | 43 | 11 | 63  | 315 | 339 |
| St. Catharines    | 80 | 24 | 50 | 6  | 54  | 272 | 391 |

## 1985 Playoffs

| Teams Series | Team Series   | Team Series  | Team Series  | Team Series |
|--------------|---------------|--------------|--------------|-------------|
| Maine 4      | Nova Scotia 2 | Sherbrooke 4 | Maine 1      |             |
| Sherbrooke 4 | Fredericton 2 | Baltimore 4  | Binghamton 0 |             |
| Binghamton 4 | Springfield 0 | Sherbrooke 4 | Baltimore 2  |             |
| Baltimore 4  | Rochester 1   |              |              |             |



# RECORD BOOK YEAR-BY-YEAR STANDINGS



## 1985-86 REGULAR SEASON STANDINGS

| Northern Division |  | GP | W  | L  | T  | PTS | GF  | GA  |
|-------------------|--|----|----|----|----|-----|-----|-----|
| Adirondack        |  | 80 | 41 | 31 | 8  | 90  | 339 | 298 |
| Maine             |  | 80 | 40 | 31 | 9  | 89  | 274 | 285 |
| Moncton           |  | 80 | 34 | 34 | 12 | 80  | 294 | 307 |
| Fredericton       |  | 80 | 35 | 37 | 8  | 78  | 319 | 311 |
| Sherbrooke        |  | 80 | 33 | 38 | 9  | 75  | 340 | 341 |
| Nova Scotia       |  | 80 | 29 | 43 | 8  | 66  | 314 | 353 |
| Southern Division |  | GP | W  | L  | T  | PTS | GF  | GA  |
| Hershey           |  | 80 | 48 | 29 | 3  | 99  | 346 | 292 |
| Binghamton        |  | 80 | 41 | 34 | 5  | 87  | 316 | 290 |
| St. Catharines    |  | 80 | 38 | 37 | 5  | 81  | 304 | 308 |
| New Haven         |  | 80 | 36 | 37 | 7  | 79  | 340 | 343 |
| Springfield       |  | 80 | 36 | 39 | 5  | 77  | 301 | 309 |
| Rochester         |  | 80 | 34 | 39 | 7  | 75  | 320 | 337 |
| Baltimore         |  | 80 | 28 | 44 | 8  | 64  | 271 | 304 |

### 1986 Playoffs

| Teams Series     | Team Series   | Team Series  | Team Series      | Team Series |
|------------------|---------------|--------------|------------------|-------------|
| Adirondack 4     | Fredericton 2 | Adirondack 4 | Moncton 1        |             |
| Moncton 4        | Maine 1       | Hershey 4    | St. Catharines 3 |             |
| Hershey 4        | New Haven 1   | Adirondack 4 | Hershey 2        |             |
| St. Catharines 4 | Binghamton 2  |              |                  |             |

## 1986-87 REGULAR SEASON STANDINGS

| Northern Division |  | GP | W  | L  | T  | PTS | GF  | GA  |
|-------------------|--|----|----|----|----|-----|-----|-----|
| Sherbrooke        |  | 80 | 50 | 28 | 2  | 102 | 328 | 257 |
| Adirondack        |  | 80 | 44 | 31 | 5  | 93  | 329 | 296 |
| Moncton           |  | 80 | 43 | 31 | 6  | 92  | 338 | 315 |
| Nova Scotia       |  | 80 | 38 | 39 | 3  | 79  | 318 | 315 |
| Maine             |  | 80 | 35 | 40 | 5  | 75  | 272 | 298 |
| Fredericton       |  | 80 | 32 | 43 | 5  | 69  | 292 | 357 |
| Southern Division |  | GP | W  | L  | T  | PTS | GF  | GA  |
| Rochester         |  | 80 | 47 | 26 | 7  | 101 | 315 | 263 |
| Binghamton        |  | 80 | 47 | 26 | 7  | 101 | 309 | 259 |
| New Haven         |  | 80 | 44 | 25 | 11 | 99  | 331 | 315 |
| Hershey           |  | 80 | 43 | 36 | 1  | 87  | 329 | 309 |
| Baltimore         |  | 80 | 35 | 37 | 8  | 78  | 277 | 295 |
| Springfield       |  | 80 | 34 | 40 | 6  | 74  | 296 | 344 |
| Newmarket         |  | 80 | 28 | 48 | 4  | 60  | 226 | 337 |

### 1987 Playoffs - 5th Calder Cup

| Teams Series | Team Series   | Team Series  | Team Series  | Team Series |
|--------------|---------------|--------------|--------------|-------------|
| Sherbrooke 4 | Nova Scotia 1 | Sherbrooke 4 | Adirondack 1 |             |
| Adirondack 4 | Moncton 2     | Rochester 4  | Binghamton 2 |             |
| Rochester 4  | Hershey 1     | Rochester 4  | Sherbrooke 3 |             |
| Binghamton 4 | New Haven 3   |              |              |             |

## 1987-88 REGULAR SEASON STANDINGS

| Northern Division |  | GP | W  | L     | T  | PTS | GF  | GA  |
|-------------------|--|----|----|-------|----|-----|-----|-----|
| Maine             |  | 80 | 44 | 29(4) | 7  | 99  | 308 | 284 |
| Fredericton       |  | 80 | 42 | 30(3) | 8  | 95  | 370 | 318 |
| Sherbrooke        |  | 80 | 42 | 34(1) | 4  | 89  | 316 | 243 |
| Nova Scotia       |  | 80 | 35 | 36(2) | 9  | 81  | 323 | 343 |
| New Haven         |  | 80 | 33 | 40(3) | 7  | 76  | 288 | 307 |
| Moncton           |  | 80 | 27 | 45(2) | 8  | 64  | 286 | 358 |
| Springfield       |  | 80 | 27 | 45(1) | 8  | 63  | 269 | 333 |
| Southern Division |  | GP | W  | L     | T  | PTS | GF  | GA  |
| Hershey           |  | 80 | 50 | 27(2) | 3  | 105 | 343 | 256 |
| Rochester         |  | 80 | 46 | 27(1) | 7  | 100 | 328 | 272 |
| Adirondack        |  | 80 | 42 | 27(4) | 11 | 99  | 306 | 275 |
| Binghamton        |  | 80 | 38 | 34(3) | 8  | 87  | 353 | 300 |
| Utica             |  | 80 | 34 | 35(2) | 11 | 81  | 318 | 307 |
| Newmarket         |  | 80 | 33 | 39(6) | 8  | 80  | 282 | 328 |
| Baltimore         |  | 80 | 13 | 58    | 9  | 35  | 268 | 434 |

( ) - 1 point for Overtime loss

### 1988 Playoffs

| Teams Series  | Team Series   | Team Series   | Team Series   | Team Series |
|---------------|---------------|---------------|---------------|-------------|
| Maine 4       | Nova Scotia 1 | Fredericton 4 | Maine 1       |             |
| Fredericton 4 | Sherbrooke 2  | Hershey 4     | Adirondack 0  |             |
| Hershey 4     | Binghamton 0  | Hershey 4     | Fredericton 0 |             |
| Adirondack 4  | Rochester 3   |               |               |             |

## 1988-89 REGULAR SEASON STANDINGS

| Northern Division |  | GP | W  | L  | T  | PTS | GF  | GA  |
|-------------------|--|----|----|----|----|-----|-----|-----|
| Sherbrooke        |  | 80 | 47 | 24 | 9  | 103 | 348 | 261 |
| Halifax           |  | 80 | 42 | 30 | 8  | 92  | 345 | 300 |
| Moncton           |  | 80 | 37 | 34 | 9  | 83  | 320 | 313 |
| New Haven         |  | 80 | 35 | 35 | 10 | 80  | 325 | 309 |
| Maine             |  | 80 | 32 | 40 | 8  | 72  | 262 | 317 |
| Springfield       |  | 80 | 32 | 44 | 4  | 68  | 287 | 341 |
| Cape Breton       |  | 80 | 27 | 47 | 6  | 60  | 308 | 388 |
| Southern Division |  | GP | W  | L  | T  | PTS | GF  | GA  |
| Adirondack        |  | 80 | 47 | 27 | 6  | 100 | 369 | 294 |
| Hershey           |  | 80 | 40 | 30 | 10 | 90  | 361 | 309 |
| Utica             |  | 80 | 37 | 34 | 9  | 83  | 309 | 295 |
| Newmarket         |  | 80 | 38 | 36 | 6  | 82  | 339 | 334 |
| Rochester         |  | 80 | 38 | 37 | 5  | 81  | 305 | 302 |
| Baltimore         |  | 80 | 30 | 46 | 4  | 64  | 317 | 347 |
| Binghamton        |  | 80 | 28 | 46 | 6  | 62  | 307 | 392 |

### 1989 Playoffs

| Teams Series | Team Series  | Team Series  | Team Series | Team Series |
|--------------|--------------|--------------|-------------|-------------|
| New Haven 4  | Sherbrooke 2 | New Haven 4  | Moncton 2   |             |
| Moncton 4    | Halifax 0    | Adirondack 4 | Hershey 3   |             |
| Adirondack 4 | Newmarket 1  | Adirondack 4 | New Haven 1 |             |
| Hershey 4    | Utica 1      |              |             |             |



# RECORD BOOK YEAR-BY-YEAR STANDINGS



## 1989-90 REGULAR SEASON STANDINGS

| Northern Division | GP | W  | L  | T  | PTS | GF  | GA  |
|-------------------|----|----|----|----|-----|-----|-----|
| Sherbrooke        | 80 | 45 | 23 | 12 | 102 | 301 | 247 |
| Cape Breton       | 80 | 39 | 34 | 7  | 85  | 317 | 306 |
| Springfield       | 80 | 38 | 38 | 4  | 80  | 317 | 310 |
| Halifax           | 80 | 37 | 37 | 6  | 80  | 317 | 300 |
| Maine             | 80 | 31 | 38 | 11 | 73  | 294 | 317 |
| Moncton           | 80 | 33 | 42 | 5  | 71  | 265 | 303 |
| New Haven         | 80 | 32 | 41 | 7  | 71  | 283 | 316 |

| Southern Division | GP        | W         | L         | T        | PTS       | GF         | GA         |
|-------------------|-----------|-----------|-----------|----------|-----------|------------|------------|
| <b>Rochester</b>  | <b>80</b> | <b>43</b> | <b>28</b> | <b>9</b> | <b>95</b> | <b>337</b> | <b>286</b> |
| Adirondack        | 80        | 42        | 27        | 11       | 95        | 330        | 304        |
| Baltimore         | 80        | 43        | 30        | 7        | 93        | 302        | 265        |
| Utica             | 80        | 44        | 32        | 4        | 92        | 354        | 315        |
| Newmarket         | 80        | 31        | 33        | 16       | 78        | 305        | 318        |
| Hershey           | 80        | 32        | 38        | 10       | 74        | 298        | 296        |
| Binghamton        | 80        | 11        | 60        | 9        | 31        | 229        | 366        |

### 1990 Playoffs

| Teams         | Series | Team        | Series | Team          | Series | Team       | Series |
|---------------|--------|-------------|--------|---------------|--------|------------|--------|
| A-Sherbrooke  | 4      | Halifax     | 2      | D-Baltimore   | 4      | Adirondack | 2      |
| B-Springfield | 4      | Cape Breton | 2      | E-Springfield | 4      | Sherbrooke | 2      |
| C-Rochester   | 4      | Utica       | 1      | F-Rochester   | 4      | Baltimore  | 2      |
|               |        |             |        | G-Springfield | 4      | Rochester  | 2      |

## 1990-91 REGULAR SEASON STANDINGS

| Northern Division | GP | W  | L  | T  | PTS | GF  | GA  |
|-------------------|----|----|----|----|-----|-----|-----|
| Springfield       | 80 | 43 | 27 | 10 | 96  | 348 | 281 |
| Cape Breton       | 80 | 41 | 31 | 8  | 90  | 306 | 301 |
| Moncton           | 80 | 36 | 32 | 12 | 84  | 270 | 267 |
| Fredericton       | 80 | 36 | 35 | 9  | 81  | 295 | 292 |
| Maine             | 80 | 34 | 34 | 12 | 80  | 269 | 284 |
| Halifax           | 80 | 33 | 35 | 12 | 78  | 338 | 340 |
| New Haven         | 80 | 24 | 45 | 11 | 59  | 246 | 324 |

| Southern Division | GP        | W         | L         | T        | PTS       | GF         | GA         |
|-------------------|-----------|-----------|-----------|----------|-----------|------------|------------|
| <b>Rochester</b>  | <b>80</b> | <b>45</b> | <b>26</b> | <b>9</b> | <b>99</b> | <b>326</b> | <b>253</b> |
| Binghamton        | 80        | 44        | 30        | 6        | 94        | 318        | 274        |
| Baltimore         | 80        | 39        | 34        | 7        | 85        | 325        | 289        |
| Hershey           | 80        | 33        | 35        | 12       | 78        | 313        | 324        |
| Adirondack        | 80        | 33        | 37        | 10       | 76        | 320        | 346        |
| Utica             | 80        | 36        | 42        | 2        | 74        | 325        | 346        |
| Capital District  | 80        | 28        | 43        | 9        | 65        | 284        | 323        |
| Newmarket         | 80        | 26        | 45        | 9        | 61        | 278        | 317        |

### 1991 Playoffs

| Teams         | Series | Team        | Series | Team          | Series | Team       | Series |
|---------------|--------|-------------|--------|---------------|--------|------------|--------|
| A-Fredericton | 2      | Maine       | 1      | E-Rochester   | 4      | Hershey    | 1      |
| B-Hershey     | 2      | Adirondack  | 1      | F-Binghamton  | 4      | Baltimore  | 2      |
| C-Springfield | 4      | Fredericton | 3      | G-Springfield | 4      | Moncton    | 1      |
| D-Moncton     | 4      | Cape Breton | 0      | H-Rochester   | 4      | Binghamton | 0      |
|               |        |             |        | J-Springfield | 4      | Rochester  | 2      |

## 1991-92 REGULAR SEASON STANDINGS

| Atlantic Division | GP | W  | L  | T  | PTS | GF  | GA  |
|-------------------|----|----|----|----|-----|-----|-----|
| Fredericton       | 80 | 43 | 27 | 10 | 96  | 314 | 254 |
| St. John's        | 80 | 39 | 29 | 12 | 90  | 325 | 285 |
| Cape Breton       | 80 | 36 | 34 | 10 | 82  | 336 | 330 |
| Moncton           | 80 | 32 | 38 | 10 | 74  | 285 | 299 |
| Halifax           | 80 | 25 | 38 | 17 | 67  | 280 | 324 |

| Northern Division | GP | W  | L  | T  | PTS | GF  | GA  |
|-------------------|----|----|----|----|-----|-----|-----|
| Springfield       | 80 | 43 | 29 | 8  | 94  | 308 | 277 |
| Adirondack        | 80 | 40 | 36 | 4  | 84  | 335 | 309 |
| New Haven         | 80 | 39 | 37 | 4  | 82  | 305 | 309 |
| Capital District  | 80 | 32 | 37 | 11 | 75  | 261 | 289 |
| Maine             | 80 | 23 | 47 | 10 | 56  | 296 | 352 |

| Southern Division | GP        | W         | L         | T         | PTS       | GF         | GA         |
|-------------------|-----------|-----------|-----------|-----------|-----------|------------|------------|
| Binghamton        | 80        | 41        | 30        | 9         | 91        | 318        | 277        |
| <b>Rochester</b>  | <b>80</b> | <b>37</b> | <b>31</b> | <b>12</b> | <b>86</b> | <b>292</b> | <b>248</b> |
| Hershey           | 80        | 36        | 33        | 11        | 83        | 313        | 337        |
| Utica             | 80        | 34        | 40        | 6         | 74        | 268        | 313        |
| Baltimore         | 80        | 28        | 42        | 10        | 66        | 287        | 320        |

### 1992 Playoffs

| Teams         | Series | Team             | Series | Team         | Series | Team        | Series |
|---------------|--------|------------------|--------|--------------|--------|-------------|--------|
| A-Moncton     | 4      | Fredericton      | 3      | F-Rochester  | 4      | Hershey     | 2      |
| B-St. John's  | 4      | Cape Breton      | 1      | G-St. John's | 4      | Moncton     | 0      |
| C-Springfield | 4      | Capital District | 3      | H-Adirondack | 4      | Springfield | 0      |
| D-Adirondack  | 4      | New Haven        | 1      | J-Rochester  | 4      | Binghamton  | 3      |
| E-Binghamton  | 4      | Utica            | 0      | K-Adirondack | 4      | Rochester   | 1      |
|               |        |                  |        | L-Adirondack | 4      | St. John's  | 3      |

## 1992-93 REGULAR SEASON STANDINGS

| Atlantic Division | GP | W  | L  | T  | PTS | GF  | GA  |
|-------------------|----|----|----|----|-----|-----|-----|
| St. John's        | 80 | 41 | 26 | 13 | 95  | 351 | 308 |
| Fredericton       | 80 | 38 | 31 | 11 | 87  | 314 | 278 |
| Cape Breton       | 80 | 36 | 32 | 12 | 84  | 356 | 336 |
| Moncton           | 80 | 31 | 33 | 16 | 78  | 292 | 306 |
| Halifax           | 80 | 33 | 37 | 10 | 76  | 312 | 348 |

| Northern Division | GP | W  | L  | T  | PTS | GF  | GA  |
|-------------------|----|----|----|----|-----|-----|-----|
| Providence        | 80 | 46 | 32 | 2  | 94  | 384 | 348 |
| Adirondack        | 80 | 36 | 35 | 9  | 81  | 331 | 308 |
| Capital District  | 80 | 34 | 34 | 12 | 80  | 280 | 285 |
| Springfield       | 80 | 25 | 41 | 14 | 64  | 282 | 336 |
| New Haven         | 80 | 22 | 47 | 11 | 55  | 262 | 343 |

| Southern Division | GP        | W         | L         | T        | PTS       | GF         | GA         |
|-------------------|-----------|-----------|-----------|----------|-----------|------------|------------|
| Binghamton        | 80        | 57        | 13        | 10       | 124       | 392        | 246        |
| <b>Rochester</b>  | <b>80</b> | <b>40</b> | <b>33</b> | <b>7</b> | <b>87</b> | <b>348</b> | <b>332</b> |
| Utica             | 80        | 33        | 36        | 11       | 77        | 325        | 354        |
| Baltimore         | 80        | 28        | 40        | 12       | 68        | 318        | 353        |
| Hershey           | 80        | 27        | 41        | 12       | 66        | 316        | 339        |
| Hamilton          | 80        | 29        | 45        | 6        | 64        | 284        | 327        |

### 1993 Playoffs

| Teams         | Series | Team             | Series | Team          | Series | Team        | Series |
|---------------|--------|------------------|--------|---------------|--------|-------------|--------|
| A-St. John's  | 4      | Moncton          | 1      | F-Rochester   | 4      | Utica       | 1      |
| B-Cape Breton | 4      | Fredericton      | 1      | G-Cape Breton | 4      | St. John's  | 0      |
| C-Springfield | 4      | Providence       | 2      | H-Springfield | 4      | Adirondack  | 3      |
| D-Adirondack  | 4      | Capital District | 0      | J-Rochester   | 4      | Binghamton  | 3      |
| E-Binghamton  | 4      | Baltimore        | 3      | K-Cape Breton | 2      | Springfield | 0      |
|               |        |                  |        | L-Cape Breton | 4      | Rochester   | 1      |





# RECORD BOOK YEAR-BY-YEAR STANDINGS



## 1993-94 REGULAR SEASON STANDINGS

| Atlantic Division | GP        | W         | L         | T         | PTS       | GF         | GA         |
|-------------------|-----------|-----------|-----------|-----------|-----------|------------|------------|
| St. John's        | 80        | 45        | 23        | 12        | 102       | 360        | 287        |
| Saint John        | 80        | 37        | 33        | 10        | 84        | 304        | 305        |
| Moncton           | 80        | 37        | 36        | 7         | 81        | 310        | 303        |
| Cape Breton       | 80        | 32        | 35        | 13        | 77        | 316        | 339        |
| Fredericton       | 80        | 31        | 42        | 7         | 69        | 294        | 296        |
| PEI               | 80        | 23        | 49        | 8         | 54        | 269        | 356        |
| Northern Division | GP        | W         | L         | T         | PTS       | GF         | GA         |
| Adirondack        | 80        | 45        | 27        | 8         | 98        | 333        | 273        |
| Portland          | 80        | 43        | 27        | 10        | 96        | 328        | 269        |
| Albany            | 80        | 38        | 34        | 8         | 84        | 312        | 315        |
| Springfield       | 80        | 29        | 38        | 13        | 71        | 309        | 327        |
| Providence        | 80        | 28        | 39        | 13        | 69        | 283        | 319        |
| Southern Division | GP        | W         | L         | T         | PTS       | GF         | GA         |
| Hershey           | 80        | 38        | 31        | 11        | 87        | 306        | 298        |
| Hamilton          | 80        | 36        | 37        | 7         | 79        | 302        | 305        |
| Cornwall          | 80        | 33        | 36        | 11        | 77        | 294        | 295        |
| <b>Rochester</b>  | <b>80</b> | <b>31</b> | <b>34</b> | <b>15</b> | <b>77</b> | <b>277</b> | <b>300</b> |
| Binghamton        | 80        | 33        | 38        | 9         | 75        | 312        | 322        |

## 1994 Playoffs

| Teams        | Series | Team             | Series   | Team       | Series | Team       | Series |
|--------------|--------|------------------|----------|------------|--------|------------|--------|
| A-St. John's | 4      | Cape Breton      | 1        | F-Cornwall | 4      | Hamilton   | 0      |
| B-Moncton    | 4      | Saint John       | 3        | G-Moncton  | 4      | St. John's | 2      |
| C-Adirondack | 4      | Springfield      | 2        | H-Portland | 4      | Adirondack | 2      |
| D-Portland   | 4      | Albany           | 1        | J-Cornwall | 4      | Hershey    | 3      |
| E-Hershey    | 4      | <b>Rochester</b> | <b>0</b> | K-Moncton  | 2      | Cornwall   | 0      |
|              |        |                  |          | L-Portland | 4      | Moncton    | 2      |

## 1994-95 REGULAR SEASON STANDINGS

| Atlantic Division | GP        | W         | L         | T        | PTS       | GF         | GA         |
|-------------------|-----------|-----------|-----------|----------|-----------|------------|------------|
| Albany            | 80        | 46        | 17        | 17       | 109       | 293        | 219        |
| Portland          | 80        | 46        | 22        | 12       | 104       | 333        | 233        |
| Providence        | 80        | 39        | 30        | 11       | 89        | 300        | 268        |
| Adirondack        | 80        | 32        | 38        | 10       | 74        | 271        | 294        |
| Springfield       | 80        | 31        | 37        | 12       | 74        | 269        | 289        |
| Worcester         | 80        | 24        | 45        | 11       | 59        | 234        | 300        |
| Northern Division | GP        | W         | L         | T        | PTS       | GF         | GA         |
| Binghamton        | 80        | 43        | 30        | 7        | 93        | 302        | 261        |
| Cornwall          | 80        | 38        | 33        | 9        | 85        | 236        | 248        |
| Hershey           | 80        | 34        | 36        | 10       | 78        | 275        | 300        |
| <b>Rochester</b>  | <b>80</b> | <b>35</b> | <b>38</b> | <b>7</b> | <b>77</b> | <b>300</b> | <b>304</b> |
| Syracuse          | 80        | 29        | 42        | 9        | 67        | 288        | 325        |
| Southern Division | GP        | W         | L         | T        | PTS       | GF         | GA         |
| PEI               | 80        | 41        | 31        | 8        | 90        | 305        | 271        |
| St. John's        | 80        | 33        | 37        | 10       | 76        | 263        | 263        |
| Fredericton       | 80        | 35        | 40        | 5        | 75        | 274        | 288        |
| Saint John        | 80        | 27        | 40        | 13       | 67        | 250        | 286        |
| Cape Breton       | 80        | 27        | 44        | 9        | 63        | 298        | 342        |

## 1995 Playoffs

| Teams         | Series | Team             | Series   | Team          | Series | Team        | Series |
|---------------|--------|------------------|----------|---------------|--------|-------------|--------|
| A-PEI         | 4      | Saint John       | 1        | G-Fredericton | 4      | PEI         | 2      |
| B-Fredericton | 4      | St. John's       | 1        | H-Albany      | 4      | Providence  | 2      |
| C-Albany      | 4      | Adirondack       | 0        | I-Cornwall    | 4      | Binghamton  | 2      |
| D-Providence  | 4      | Portland         | 3        | J-Fredericton | 2      | Cornwall    | 0      |
| E-Binghamton  | 4      | <b>Rochester</b> | <b>1</b> | K-Albany      | 4      | Fredericton | 1      |
| F-Cornwall    | 4      | Hershey          | 2        |               |        |             |        |

## 1995-96 REGULAR SEASON STANDINGS

### WESTERN CONFERENCE

| Central Division | GP        | W         | L            | T        | PTS       | GF         | GA         |
|------------------|-----------|-----------|--------------|----------|-----------|------------|------------|
| Albany           | 80        | 54        | 19(0)        | 7        | 115       | 322        | 218        |
| Adirondack       | 80        | 38        | 34(2)        | 8        | 86        | 271        | 247        |
| <b>Rochester</b> | <b>80</b> | <b>37</b> | <b>38(4)</b> | <b>5</b> | <b>83</b> | <b>294</b> | <b>297</b> |
| Cornwall         | 80        | 34        | 39(5)        | 7        | 80        | 249        | 251        |
| Syracuse         | 80        | 31        | 44(7)        | 5        | 74        | 257        | 307        |

| Southern Division | GP | W  | L     | T  | PTS | GF  | GA  |
|-------------------|----|----|-------|----|-----|-----|-----|
| Binghamton        | 80 | 39 | 34(4) | 7  | 88  | 333 | 331 |
| Hershey           | 80 | 36 | 33(3) | 11 | 86  | 301 | 287 |
| Baltimore         | 80 | 33 | 38(2) | 9  | 77  | 279 | 299 |
| Carolina          | 80 | 28 | 41(3) | 11 | 70  | 313 | 343 |

### EASTERN CONFERENCE

| Atlantic Division | GP | W  | L     | T  | PTS | GF  | GA  |
|-------------------|----|----|-------|----|-----|-----|-----|
| PEI               | 80 | 38 | 36(3) | 6  | 85  | 303 | 313 |
| Saint John        | 80 | 35 | 34(4) | 11 | 85  | 272 | 264 |
| St. John's        | 80 | 31 | 35(4) | 14 | 80  | 248 | 274 |
| Fredericton       | 80 | 34 | 35(0) | 11 | 79  | 307 | 308 |
| Cape Breton       | 80 | 33 | 44(4) | 3  | 73  | 290 | 323 |

| Northern Division | GP | W  | L     | T  | PTS | GF  | GA  |
|-------------------|----|----|-------|----|-----|-----|-----|
| Springfield       | 80 | 42 | 27(5) | 11 | 100 | 272 | 215 |
| Worcester         | 80 | 36 | 32(4) | 12 | 88  | 242 | 244 |
| Portland          | 80 | 32 | 38(4) | 10 | 78  | 282 | 283 |
| Providence        | 80 | 30 | 40(4) | 10 | 74  | 249 | 280 |

## 1996 Playoffs - 6th Calder Cup

| Teams                | Series   | Team        | Series |
|----------------------|----------|-------------|--------|
| A - Springfield      | 3        | Providence  | 1      |
| B - Portland         | 3        | Worcester   | 1      |
| C - Fredericton      | 3        | PEI         | 2      |
| D - Saint John       | 3        | St. John's  | 1      |
| E - Syracuse         | 3        | Binghamton  | 1      |
| F - Baltimore        | 3        | Hershey     | 2      |
| G - Cornwall         | 3        | Albany      | 1      |
| <b>H - Rochester</b> | <b>3</b> | Adirondack  | 0      |
| J - Portland         | 4        | Springfield | 2      |
| K - Saint John       | 4        | Fredericton | 1      |
| L - Syracuse         | 4        | Baltimore   | 3      |
| <b>M - Rochester</b> | <b>4</b> | Cornwall    | 0      |
| N - Portland         | 4        | Saint John  | 3      |
| <b>O - Rochester</b> | <b>4</b> | Syracuse    | 1      |
| <b>P - Rochester</b> | <b>4</b> | Portland    | 3      |



# RECORD BOOK YEAR-BY-YEAR STANDINGS



## 1996-97 REGULAR SEASON STANDINGS

### NORTHERN CONFERENCE

| Empire State Division | GP | W  | L  | OTL | T  | PTS | GF  | GA  |
|-----------------------|----|----|----|-----|----|-----|-----|-----|
| Rochester             | 80 | 40 | 30 | 1   | 9  | 90  | 298 | 257 |
| Adirondack            | 80 | 38 | 28 | 2   | 12 | 90  | 258 | 249 |
| Albany                | 80 | 38 | 28 | 5   | 9  | 90  | 269 | 231 |
| Syracuse              | 80 | 32 | 38 | 0   | 10 | 74  | 241 | 265 |
| Binghamton            | 80 | 27 | 38 | 2   | 13 | 69  | 245 | 300 |
| Canadian Division     | GP | W  | L  | OTL | T  | PTS | GF  | GA  |
| St. John's            | 80 | 36 | 28 | 6   | 10 | 88  | 265 | 264 |
| Saint John            | 80 | 28 | 36 | 3   | 13 | 72  | 237 | 269 |
| Hamilton              | 80 | 28 | 39 | 4   | 9  | 69  | 220 | 276 |
| Fredericton           | 80 | 26 | 44 | 2   | 8  | 62  | 234 | 283 |

### SOUTHERN CONFERENCE

| New England Division  | GP | W  | L  | OTL | T  | PTS | GF  | GA  |
|-----------------------|----|----|----|-----|----|-----|-----|-----|
| Worcester             | 80 | 43 | 23 | 5   | 9  | 100 | 256 | 234 |
| Springfield           | 80 | 41 | 25 | 2   | 12 | 96  | 268 | 229 |
| Portland              | 80 | 37 | 26 | 7   | 10 | 91  | 279 | 264 |
| Providence            | 80 | 35 | 40 | 2   | 3  | 75  | 262 | 289 |
| Mid-Atlantic Division | GP | W  | L  | OTL | T  | PTS | GF  | GA  |
| Philadelphia          | 80 | 49 | 18 | 3   | 10 | 111 | 325 | 230 |
| Hershey               | 80 | 43 | 22 | 5   | 10 | 101 | 273 | 220 |
| Kentucky              | 80 | 36 | 35 | 0   | 9  | 81  | 278 | 284 |
| Baltimore             | 80 | 30 | 37 | 3   | 10 | 73  | 251 | 285 |
| Carolina              | 80 | 28 | 43 | 5   | 4  | 65  | 273 | 303 |

## 1997-98 REGULAR SEASON STANDINGS

### WESTERN CONFERENCE

| Empire State Division | GP | W  | L  | OTL | T  | PTS | GF  | GA  |
|-----------------------|----|----|----|-----|----|-----|-----|-----|
| Albany                | 80 | 43 | 20 | 6   | 11 | 103 | 290 | 223 |
| Hamilton              | 80 | 36 | 22 | 5   | 17 | 94  | 264 | 242 |
| Syracuse              | 80 | 35 | 32 | 2   | 11 | 83  | 272 | 285 |
| Adirondack            | 80 | 31 | 37 | 3   | 9  | 74  | 245 | 275 |
| Rochester             | 80 | 30 | 38 | 0   | 12 | 72  | 238 | 260 |
| Mid-Atlantic Division | GP | W  | L  | OTL | T  | PTS | GF  | GA  |
| Philadelphia          | 80 | 47 | 21 | 2   | 10 | 106 | 314 | 249 |
| Hershey               | 80 | 36 | 31 | 6   | 7  | 85  | 238 | 235 |
| Kentucky              | 80 | 29 | 39 | 3   | 9  | 70  | 241 | 278 |
| Cincinnati            | 80 | 23 | 37 | 7   | 13 | 66  | 243 | 303 |

### EASTERN CONFERENCE

| Atlantic Division    | GP | W  | L  | OTL | T  | PTS | GF  | GA  |
|----------------------|----|----|----|-----|----|-----|-----|-----|
| Saint John           | 80 | 43 | 24 | 0   | 13 | 99  | 231 | 201 |
| Fredericton          | 80 | 33 | 32 | 5   | 10 | 81  | 245 | 244 |
| Portland             | 80 | 33 | 33 | 2   | 12 | 80  | 241 | 247 |
| St. John's           | 80 | 25 | 32 | 5   | 18 | 73  | 233 | 254 |
| New England Division | GP | W  | L  | OTL | T  | PTS | GF  | GA  |
| Springfield          | 80 | 45 | 26 | 2   | 7  | 99  | 278 | 248 |
| Hartford             | 80 | 43 | 24 | 1   | 12 | 99  | 272 | 227 |
| New Haven            | 80 | 38 | 33 | 2   | 7  | 85  | 256 | 239 |
| Worcester            | 80 | 34 | 31 | 6   | 9  | 83  | 267 | 268 |
| Providence           | 80 | 19 | 49 | 5   | 7  | 50  | 211 | 301 |

## 1997 Playoffs

| Teams            | Series | Team         | Series |
|------------------|--------|--------------|--------|
| A - St. John's   | 3      | Binghamton   | 1      |
| B - Hamilton     | 3      | Saint John   | 2      |
| C - Rochester    | 3      | Syracuse     | 0      |
| D - Albany       | 3      | Adirondack   | 1      |
| E - Providence   | 3      | Worcester    | 2      |
| F - Springfield  | 3      | Portland     | 2      |
| G - Philadelphia | 3      | Baltimore    | 1      |
| H - Hershey      | 3      | Kentucky     | 1      |
| J - Hamilton     | 4      | St. John's   | 3      |
| K - Albany       | 4      | Rochester    | 3      |
| L - Springfield  | 4      | Providence   | 1      |
| M - Hershey      | 4      | Philadelphia | 3      |
| N - Hamilton     | 4      | Albany       | 2      |
| O - Hershey      | 4      | Springfield  | 3      |
| P - Hershey      | 4      | Hamilton     | 1      |

## 1998 Playoffs

| Teams            | Series | Team        | Series |
|------------------|--------|-------------|--------|
| A - St. John     | 3      | St. John's  | 1      |
| B - Portland     | 3      | Fredericton | 1      |
| C - Worcester    | 3      | Springfield | 1      |
| D - Hartford     | 3      | New Haven   | 0      |
| E - Albany       | 3      | Adirondack  | 0      |
| F - Hamilton     | 3      | Syracuse    | 2      |
| G - Philadelphia | 3      | Rochester   | 1      |
| H - Hershey      | 3      | Kentucky    | 0      |
| J - Saint John   | 4      | Portland    | 2      |
| K - Hartford     | 4      | Worcester   | 3      |
| L - Albany       | 4      | Hamilton    | 0      |
| M - Philadelphia | 4      | Hershey     | 0      |
| N - Saint John   | 4      | Hartford    | 1      |
| O - Philadelphia | 4      | Albany      | 2      |
| P - Philadelphia | 4      | Saint John  | 2      |



# RECORD BOOK YEAR-BY-YEAR STANDINGS



## 1998-99 REGULAR SEASON STANDINGS

|                              |    |    |    |   |    |     |      |     |     | HOME    | ROAD    |
|------------------------------|----|----|----|---|----|-----|------|-----|-----|---------|---------|
| <b>EASTERN CONFERENCE</b>    |    |    |    |   |    |     |      |     |     |         |         |
| <b>Atlantic Division</b>     |    |    |    |   |    |     |      |     |     |         |         |
| Lowell                       | 80 | 33 | 32 | 2 | 13 | 81  | .506 | 219 | 237 | 18-13-9 | 15-21-4 |
| St. John's                   | 80 | 34 | 35 | 4 | 7  | 79  | .494 | 246 | 270 | 17-19-4 | 17-20-3 |
| Fredericton                  | 80 | 33 | 36 | 5 | 6  | 77  | .481 | 246 | 246 | 20-17-3 | 13-24-3 |
| Saint John                   | 80 | 31 | 40 | 1 | 8  | 71  | .444 | 238 | 296 | 19-17-4 | 12-24-4 |
| Portland                     | 80 | 23 | 48 | 2 | 7  | 55  | .344 | 214 | 273 | 13-24-3 | 10-26-4 |
| <b>New England Division</b>  |    |    |    |   |    |     |      |     |     |         |         |
| Providence                   | 80 | 56 | 16 | 4 | 4  | 120 | .750 | 321 | 223 | 33-7-0  | 23-13-4 |
| Hartford                     | 80 | 38 | 31 | 6 | 5  | 87  | .544 | 256 | 256 | 23-15-2 | 15-22-3 |
| Springfield                  | 80 | 35 | 35 | 1 | 9  | 80  | .500 | 245 | 232 | 22-15-3 | 13-21-6 |
| Worcester                    | 80 | 34 | 36 | 2 | 8  | 78  | .488 | 237 | 260 | 20-15-5 | 14-23-3 |
| New Haven                    | 80 | 33 | 35 | 5 | 7  | 78  | .488 | 240 | 250 | 13-24-3 | 20-16-4 |
| <b>WESTERN CONFERENCE</b>    |    |    |    |   |    |     |      |     |     |         |         |
| <b>Empire Division</b>       |    |    |    |   |    |     |      |     |     |         |         |
| Rochester                    | 80 | 52 | 21 | 1 | 6  | 111 | .694 | 287 | 176 | 27-11-2 | 25-11-4 |
| Albany                       | 80 | 46 | 26 | 2 | 6  | 100 | .625 | 275 | 230 | 23-13-4 | 13-15-2 |
| Hamilton                     | 80 | 40 | 29 | 4 | 7  | 91  | .569 | 229 | 206 | 22-14-4 | 18-19-3 |
| Adirondack                   | 80 | 21 | 48 | 3 | 8  | 53  | .331 | 184 | 280 | 11-24-5 | 10-27-3 |
| Syracuse                     | 80 | 18 | 50 | 3 | 9  | 48  | .300 | 220 | 327 | 10-24-6 | 8-29-3  |
| <b>Mid-Atlantic Division</b> |    |    |    |   |    |     |      |     |     |         |         |
| Philadelphia                 | 80 | 47 | 22 | 2 | 9  | 105 | .656 | 272 | 221 | 24-11-5 | 23-13-4 |
| Kentucky                     | 80 | 44 | 26 | 3 | 7  | 98  | .613 | 272 | 214 | 23-14-3 | 21-15-4 |
| Hershey                      | 80 | 37 | 32 | 1 | 10 | 85  | .531 | 242 | 224 | 22-14-4 | 15-19-6 |
| Cincinnati                   | 80 | 35 | 39 | 2 | 4  | 76  | .475 | 227 | 249 | 23-16-1 | 12-25-3 |

## 1999 Playoffs

| Teams                | Series   | Team             | Series   |
|----------------------|----------|------------------|----------|
| A – Saint John       | 3        | Lowell           | 0        |
| B – Fredericton      | 3        | St. John's       | 2        |
| C – Providence       | 3        | Worcester        | 0        |
| D – Hartford         | 3        | Springfield      | 0        |
| <b>E – Rochester</b> | <b>3</b> | Adirondack       | 0        |
| F – Hamilton         | 3        | Albany           | 2        |
| G – Philadelphia     | 3        | Cincinnati       | 0        |
| H – Kentucky         | 3        | Hershey          | 2        |
| J – Fredericton      | 4        | Saint John       | 0        |
| K – Providence       | 4        | Hartford         | 0        |
| <b>L – Rochester</b> | <b>4</b> | Hamilton         | 2        |
| M – Philadelphia     | 4        | Kentucky         | 3        |
| N – Providence       | 4        | Fredericton      | 2        |
| <b>O – Rochester</b> | <b>4</b> | Philadelphia     | 2        |
| P – Providence       | 4        | <b>Rochester</b> | <b>1</b> |



# RECORD BOOK YEAR-BY-YEAR STANDINGS



## 1999-2000 REGULAR SEASON STANDINGS

HOME ROAD

### EASTERN CONFERENCE

#### Atlantic Division

|            | GP | W  | L  | T  | RT | PTS | PCT  | GF  | GA  | W-L-T   | W-L-T   |
|------------|----|----|----|----|----|-----|------|-----|-----|---------|---------|
| Quebec     | 80 | 37 | 34 | 5  | 4  | 83  | .519 | 227 | 238 | 19-19-2 | 18-19-3 |
| Saint John | 80 | 32 | 32 | 11 | 5  | 80  | .500 | 267 | 283 | 16-18-6 | 16-19-5 |
| Lowell     | 80 | 33 | 36 | 7  | 4  | 77  | .481 | 228 | 240 | 18-19-3 | 15-21-4 |
| St. John's | 80 | 23 | 45 | 8  | 4  | 58  | .363 | 202 | 277 | 15-20-5 | 8-29-3  |

#### New England Division

|             |    |    |    |    |   |     |      |     |     |         |         |
|-------------|----|----|----|----|---|-----|------|-----|-----|---------|---------|
| Hartford    | 80 | 49 | 22 | 7  | 2 | 107 | .669 | 249 | 198 | 27-13-0 | 22-11-7 |
| Portland    | 80 | 46 | 23 | 10 | 1 | 103 | .644 | 256 | 202 | 23-13-4 | 23-11-6 |
| Worcester   | 80 | 34 | 31 | 11 | 4 | 83  | .519 | 249 | 250 | 19-15-6 | 15-20-5 |
| Springfield | 80 | 33 | 35 | 11 | 1 | 78  | .488 | 272 | 252 | 20-12-8 | 13-24-3 |
| Providence  | 80 | 33 | 38 | 6  | 3 | 75  | .469 | 231 | 269 | 19-18-3 | 14-23-3 |

### WESTERN CONFERENCE

#### Empire Division

|              | GP | W  | L  | OTL | T | PTS | PCT  | GF  | GA  | W-L-T   | W-L-T   |
|--------------|----|----|----|-----|---|-----|------|-----|-----|---------|---------|
| Rochester    | 80 | 46 | 22 | 9   | 3 | 104 | .650 | 247 | 201 | 25-12-3 | 21-13-6 |
| Syracuse     | 80 | 35 | 35 | 9   | 1 | 80  | .500 | 290 | 294 | 18-20-2 | 17-16-7 |
| Hamilton     | 80 | 27 | 24 | 13  | 6 | 73  | .456 | 225 | 262 | 15-18-7 | 12-22-6 |
| Albany       | 80 | 30 | 40 | 7   | 3 | 70  | .438 | 225 | 250 | 15-21-4 | 15-22-3 |
| Wilkes-Barre | 80 | 23 | 43 | 9   | 5 | 60  | .375 | 236 | 306 | 16-19-5 | 7-29-4  |

#### Mid-Atlantic Division

|              |    |    |    |   |   |    |      |     |     |         |         |
|--------------|----|----|----|---|---|----|------|-----|-----|---------|---------|
| Kentucky     | 80 | 42 | 25 | 9 | 4 | 97 | .606 | 250 | 211 | 22-14-4 | 20-15-5 |
| Hershey      | 80 | 43 | 29 | 5 | 3 | 94 | .588 | 297 | 267 | 23-14-3 | 20-18-2 |
| Philadelphia | 80 | 44 | 31 | 3 | 2 | 93 | .581 | 281 | 239 | 21-16-3 | 23-17-0 |
| Louisville   | 80 | 42 | 30 | 7 | 1 | 92 | .575 | 278 | 254 | 23-14-3 | 19-17-4 |
| Cincinnati   | 80 | 30 | 37 | 9 | 4 | 73 | .456 | 227 | 244 | 14-19-7 | 16-22-2 |

Note: Teams received two points for each regulation or overtime victory and one point for each game tied at the end of regulation (RT) or overtime (T).

## 2000 Playoffs

### Conference Quarterfinals

|           |                               |       |
|-----------|-------------------------------|-------|
| Series A: | Providence defeated Quebec    | (3-0) |
| Series B: | Lowell defeated Saint John    | (3-0) |
| Series C: | Hartford defeated Springfield | (3-2) |
| Series D: | Worcester defeated Portland   | (3-1) |
| Series E: | Rochester defeated Albany     | (3-2) |
| Series F: | Hamilton defeated Syracuse    | (3-1) |
| Series G: | Kentucky defeated Louisville  | (3-1) |
| Series H: | Hershey defeated Philadelphia | (3-2) |

### Conference Semifinals

|           |                             |       |
|-----------|-----------------------------|-------|
| Series J: | Providence defeated Lowell  | (4-0) |
| Series K: | Hartford defeated Worcester | (4-1) |
| Series L: | Rochester defeated Hamilton | (4-2) |
| Series M: | Hershey defeated Kentucky   | (4-1) |

### Conference Finals

|           |                              |       |
|-----------|------------------------------|-------|
| Series N: | Hartford defeated Providence | (4-3) |
| Series O: | Rochester defeated Hershey   | (4-0) |

### Calder Cup Finals

|           |                             |       |
|-----------|-----------------------------|-------|
| Series P: | Hartford defeated Rochester | (4-2) |
|-----------|-----------------------------|-------|

### Jack Butterfield Winner (Calder Cup MVP)

Derek Armstrong, Hartford



# RECORD BOOK YEAR-BY-YEAR STANDINGS



## 2000-01 REGULAR SEASON STANDINGS

HOME ROAD

### EASTERN CONFERENCE

#### Canadian Division

|            | GP | W  | L  | T | RT | PTS | PCT  | GF  | GA  | PIM  | W-L-T   | W-L-T   |
|------------|----|----|----|---|----|-----|------|-----|-----|------|---------|---------|
| Saint John | 80 | 44 | 24 | 7 | 5  | 100 | .625 | 269 | 210 | 1931 | 25-10-5 | 19-19-2 |
| Quebec     | 80 | 41 | 32 | 3 | 4  | 89  | .556 | 264 | 252 | 1660 | 27-11-2 | 14-25-1 |
| St. John's | 80 | 35 | 35 | 8 | 2  | 80  | .500 | 247 | 244 | 1564 | 21-15-4 | 14-22-4 |
| Hamilton   | 80 | 28 | 41 | 6 | 5  | 67  | .419 | 227 | 281 | 1760 | 16-21-3 | 12-25-3 |

#### New England Division

|             |    |    |    |    |   |     |      |     |     |      |         |         |
|-------------|----|----|----|----|---|-----|------|-----|-----|------|---------|---------|
| Worcester   | 80 | 48 | 20 | 9  | 3 | 108 | .675 | 264 | 205 | 1798 | 27-10-3 | 21-13-6 |
| Hartford    | 80 | 40 | 26 | 8  | 6 | 94  | .588 | 263 | 247 | 2280 | 21-15-4 | 19-17-4 |
| Providence  | 80 | 35 | 31 | 10 | 4 | 84  | .525 | 245 | 242 | 1884 | 19-17-4 | 16-18-6 |
| Lowell      | 80 | 35 | 35 | 5  | 5 | 80  | .500 | 225 | 244 | 1826 | 19-19-2 | 16-21-3 |
| Portland    | 80 | 34 | 40 | 4  | 2 | 74  | .463 | 250 | 280 | 1683 | 20-18-2 | 14-24-2 |
| Springfield | 80 | 29 | 37 | 8  | 6 | 72  | .450 | 253 | 280 | 1622 | 14-20-6 | 15-23-2 |

### WESTERN CONFERENCE

#### Southern Division

|            |    |    |    |    |   |    |      |     |     |      |         |          |
|------------|----|----|----|----|---|----|------|-----|-----|------|---------|----------|
| Kentucky   | 80 | 42 | 25 | 12 | 1 | 97 | .606 | 273 | 212 | 1970 | 19-13-8 | 23-13-4  |
| Cincinnati | 80 | 41 | 26 | 9  | 4 | 95 | .594 | 254 | 240 | 1910 | 22-14-4 | 19-16-5  |
| Norfolk    | 80 | 36 | 26 | 13 | 5 | 90 | .563 | 241 | 208 | 2017 | 24-13-3 | 12-18-10 |
| Louisville | 80 | 21 | 51 | 5  | 3 | 50 | .313 | 200 | 285 | 1958 | 12-27-1 | 9-27-4   |

#### Mid-Atlantic Division

|              |    |    |    |    |   |     |      |     |     |      |         |         |
|--------------|----|----|----|----|---|-----|------|-----|-----|------|---------|---------|
| Rochester    | 80 | 46 | 22 | 9  | 3 | 104 | .650 | 224 | 192 | 1561 | 24-10-6 | 22-15-3 |
| Wilkes-Barre | 80 | 36 | 33 | 9  | 2 | 83  | .519 | 252 | 248 | 2295 | 20-15-5 | 16-20-4 |
| Syracuse     | 80 | 33 | 30 | 12 | 5 | 83  | .519 | 235 | 254 | 1907 | 20-13-7 | 13-22-5 |
| Philadelphia | 80 | 36 | 34 | 5  | 5 | 82  | .513 | 246 | 244 | 2023 | 18-20-2 | 18-19-3 |
| Hershey      | 80 | 34 | 39 | 4  | 3 | 75  | .469 | 216 | 234 | 1647 | 20-19-1 | 14-23-3 |
| Albany       | 80 | 30 | 40 | 6  | 4 | 70  | .438 | 216 | 262 | 1814 | 17-19-4 | 13-25-2 |

**TOTAL 800 724 724 152 77 1677 4864 37,110**

## 2001 Playoffs

### Conference Quarterfinals

|           |                                 |       |
|-----------|---------------------------------|-------|
| Series A: | Saint John defeated Portland    | (3-0) |
| Series B: | Quebec defeated St. John's      | (3-1) |
| Series C: | Worcester defeated Lowell       | (3-1) |
| Series D: | Providence defeated Hartford    | (3-2) |
| Series E: | Philadelphia defeated Rochester | (3-1) |
| Series F: | Wilkes-Barre defeated Syracuse  | (3-2) |
| Series G: | Hershey defeated Kentucky       | (3-0) |
| Series H: | Norfolk defeated Cincinnati     | (3-1) |

### Conference Semifinals

|           |                                    |       |
|-----------|------------------------------------|-------|
| Series J: | Saint John defeated Quebec         | (4-1) |
| Series K: | Providence defeated Worcester      | (4-3) |
| Series L: | Wilkes-Barre defeated Philadelphia | (4-2) |
| Series M: | Hershey defeated Norfolk           | (4-1) |

### Conference Finals

|           |                                |       |
|-----------|--------------------------------|-------|
| Series N: | Saint John defeated Providence | (4-1) |
| Series O: | Wilkes-Barre defeated Hershey  | (4-0) |

### Calder Cup Finals

|           |                                  |       |
|-----------|----------------------------------|-------|
| Series P: | Saint John defeated Wilkes-Barre | (4-2) |
|-----------|----------------------------------|-------|

### Jack Butterfield Winner (Calder Cup MVP)

Steve Begin (Saint John)

## Attendance Report

| TEAM         | TOTAL            | GAMES      | AVERAGE      |
|--------------|------------------|------------|--------------|
| Philadelphia | 342,849          | 40         | 8,571        |
| Rochester    | 341,169          | 40         | 8,529        |
| Wilkes-Barre | 330,135          | 40         | 8,253        |
| Providence   | 308,032          | 40         | 7,700        |
| Hartford     | 283,962          | 40         | 7,099        |
| Hershey      | 253,907          | 40         | 6,347        |
| Worcester    | 249,862          | 40         | 6,246        |
| Syracuse     | 206,795          | 40         | 5,169        |
| Cincinnati   | 200,044          | 40         | 5,001        |
| Hamilton     | 198,771          | 40         | 4,969        |
| Louisville   | 194,638          | 40         | 4,865        |
| Norfolk      | 188,553          | 40         | 4,713        |
| Portland     | 184,404          | 40         | 4,610        |
| Kentucky     | 178,457          | 40         | 4,461        |
| Springfield  | 177,094          | 40         | 4,427        |
| Quebec       | 173,202          | 40         | 4,330        |
| Saint John   | 150,532          | 40         | 3,763        |
| Albany       | 144,621          | 40         | 3,615        |
| Lowell       | 139,329          | 40         | 3,483        |
| St. John's   | 131,753          | 40         | 3,293        |
| <b>TOTAL</b> | <b>4,378,109</b> | <b>800</b> | <b>5,473</b> |











# RECORD BOOK YEAR-BY-YEAR STANDINGS



## 2004-05 REGULAR SEASON STANDINGS

|                           |            |            |            |           |           |            |             |             |             |               | HOME      | ROAD      |
|---------------------------|------------|------------|------------|-----------|-----------|------------|-------------|-------------|-------------|---------------|-----------|-----------|
| <b>EASTERN CONFERENCE</b> |            |            |            |           |           |            |             |             |             |               |           |           |
| <b>Atlantic Division</b>  |            |            |            |           |           |            |             |             |             |               |           |           |
| Manchester                | 80         | 51         | 21         | 4         | 4         | 110        | .688        | 258         | 176         | 2044          | 28-7-3-2  | 23-14-1-2 |
| Hartford                  | 80         | 50         | 24         | 3         | 3         | 106        | .663        | 206         | 160         | 2586          | 30-8-1-1  | 20-16-2-2 |
| Lowell                    | 80         | 47         | 27         | 1         | 5         | 100        | .625        | 242         | 190         | 1946          | 26-11-0-3 | 21-16-1-2 |
| Providence                | 80         | 40         | 30         | 3         | 7         | 90         | .563        | 211         | 202         | 2171          | 26-10-2-2 | 14-20-1-5 |
| Worcester                 | 80         | 39         | 34         | 4         | 3         | 85         | .531        | 212         | 223         | 1422          | 23-15-1-1 | 16-19-3-2 |
| Portland                  | 80         | 34         | 34         | 6         | 6         | 80         | .500        | 175         | 242         | 1810          | 22-14-1-3 | 12-20-5-3 |
| Springfield               | 80         | 24         | 47         | 6         | 3         | 57         | .356        | 161         | 255         | 1946          | 16-18-3-3 | 8-29-3-0  |
| <b>TOTALS</b>             | <b>560</b> | <b>285</b> | <b>217</b> | <b>27</b> | <b>31</b> | <b>628</b> | <b>.561</b> | <b>1465</b> | <b>1448</b> | <b>13,925</b> |           |           |
| <b>East Division</b>      |            |            |            |           |           |            |             |             |             |               |           |           |
| Binghamton                | 80         | 47         | 21         | 5         | 7         | 106        | .663        | 276         | 217         | 2382          | 27-6-3-4  | 20-15-2-3 |
| Philadelphia              | 80         | 48         | 25         | 3         | 4         | 103        | .644        | 235         | 185         | 2244          | 26-10-2-2 | 22-15-1-2 |
| Norfolk                   | 80         | 43         | 30         | 1         | 6         | 93         | .581        | 200         | 188         | 2256          | 25-13-0-2 | 18-17-1-4 |
| Wilkes-Barre              | 80         | 39         | 27         | 7         | 7         | 92         | .575        | 227         | 219         | 1943          | 23-12-2-3 | 16-15-5-4 |
| Hershey                   | 80         | 39         | 37         | 2         | 2         | 82         | .513        | 207         | 226         | 1479          | 23-16-1-0 | 16-21-1-2 |
| Bridgeport                | 80         | 37         | 38         | 4         | 1         | 79         | .494        | 192         | 222         | 1834          | 27-13-0-0 | 10-25-4-1 |
| Albany                    | 80         | 29         | 38         | 7         | 6         | 71         | .444        | 195         | 248         | 2178          | 15-20-3-2 | 14-18-4-4 |
| <b>TOTALS</b>             | <b>560</b> | <b>282</b> | <b>216</b> | <b>29</b> | <b>33</b> | <b>626</b> | <b>.559</b> | <b>1535</b> | <b>1505</b> | <b>14,316</b> |           |           |
| <b>WESTERN CONFERENCE</b> |            |            |            |           |           |            |             |             |             |               |           |           |
| <b>North Division</b>     |            |            |            |           |           |            |             |             |             |               |           |           |
| Rochester                 | 80         | 51         | 19         | 4         | 6         | 112        | .700        | 243         | 208         | 1923          | 27-8-3-2  | 24-11-1-4 |
| St. John's                | 80         | 46         | 28         | 1         | 5         | 98         | .613        | 244         | 232         | 2072          | 28-9-0-3  | 18-19-1-2 |
| Manitoba                  | 80         | 44         | 26         | 3         | 7         | 98         | .613        | 243         | 210         | 1799          | 22-14-1-3 | 22-12-2-4 |
| Hamilton                  | 80         | 38         | 29         | 7         | 6         | 89         | .556        | 225         | 210         | 1764          | 20-14-2-4 | 18-15-5-2 |
| Syracuse                  | 80         | 36         | 33         | 7         | 4         | 83         | .519        | 215         | 230         | 2238          | 18-15-5-2 | 18-18-2-2 |
| Edmonton                  | 80         | 32         | 33         | 4         | 11        | 79         | .494        | 201         | 223         | 1873          | 20-15-0-5 | 12-18-4-6 |
| Cleveland                 | 80         | 35         | 37         | 2         | 6         | 78         | .488        | 200         | 226         | 1676          | 19-17-2-2 | 16-20-0-4 |
| <b>TOTALS</b>             | <b>560</b> | <b>282</b> | <b>205</b> | <b>28</b> | <b>45</b> | <b>637</b> | <b>.569</b> | <b>1571</b> | <b>1539</b> | <b>13,345</b> |           |           |
| <b>West Division</b>      |            |            |            |           |           |            |             |             |             |               |           |           |
| Chicago                   | 80         | 49         | 24         | 5         | 2         | 105        | .656        | 245         | 211         | 1954          | 28-7-4-1  | 21-17-1-1 |
| Milwaukee                 | 80         | 47         | 24         | 4         | 5         | 103        | .644        | 247         | 207         | 1930          | 25-11-2-2 | 22-13-2-3 |
| Cincinnati                | 80         | 44         | 31         | 1         | 4         | 93         | .581        | 206         | 191         | 2208          | 28-10-0-2 | 16-21-1-2 |
| Houston                   | 80         | 40         | 28         | 6         | 6         | 92         | .575        | 212         | 195         | 1862          | 23-13-1-3 | 17-15-5-3 |
| Grand Rapids              | 80         | 41         | 35         | 2         | 2         | 86         | .538        | 200         | 200         | 1721          | 19-18-2-1 | 22-17-0-1 |
| San Antonio               | 80         | 27         | 45         | 3         | 5         | 62         | .388        | 232         | 232         | 1654          | 15-21-1-3 | 12-24-2-2 |
| Utah                      | 80         | 23         | 50         | 2         | 5         | 53         | .331        | 265         | 265         | 1857          | 14-23-1-2 | 9-27-1-3  |
| <b>TOTALS</b>             | <b>560</b> | <b>271</b> | <b>237</b> | <b>23</b> | <b>29</b> | <b>594</b> | <b>.530</b> | <b>1422</b> | <b>1501</b> | <b>13,186</b> |           |           |

## 2005 Playoffs

|                            |  |       |
|----------------------------|--|-------|
| <b>Division Semifinals</b> |  |       |
| Series A:                  | Providence defeats Manchester              | (4-2) |
| Series B:                  | Lowell defeats Hartford                    | (4-2) |
| Series C:                  | Wilkes-Barre/Scranton defeats Binghamton   | (4-2) |
| Series D:                  | Philadelphia defeats Norfolk               | (4-2) |
| Series E:                  | Rochester defeats Hamilton                 | (4-0) |
| Series F:                  | Manitoba defeats St. John's                | (4-1) |
| Series G:                  | Chicago defeats Houston                    | (4-1) |
| Series H:                  | Cincinnati defeats Milwaukee               | (4-3) |
| <b>Division Finals</b>     |  |       |
| Series I:                  | Providence defeats Lowell                  | (4-1) |
| Series J:                  | Philadelphia defeats Wilkes-Barre/Scranton | (4-1) |
| Series K:                  | Manitoba defeats Rochester                 | (4-1) |
| Series L:                  | Chicago defeats Cincinnati                 | (4-1) |
| <b>Conference Finals</b>   |  |       |
| Series M:                  | Philadelphia defeats Providence            | (4-2) |
| Series N:                  | Chicago defeats Manitoba                   | (4-0) |
| <b>Calder Cup Finals</b>   |  |       |
| Series O:                  | Philadelphia defeats Chicago               | (4-0) |

## Attendance Report

| TEAM                  | TOTAL            | GAMES       | AVERAGE      |
|-----------------------|------------------|-------------|--------------|
| Chicago               | 368,390          | 40          | 9,209        |
| Manchester            | 362,105          | 40          | 9,052        |
| Edmonton              | 354,151          | 40          | 8,853        |
| Manitoba              | 345,062          | 40          | 8,626        |
| Rochester             | 337,894          | 40          | 8,447        |
| Wilkes-Barre/Scranton | 327,863          | 40          | 8,196        |
| Philadelphia          | 318,690          | 40          | 7,967        |
| Hershey               | 303,801          | 40          | 7,595        |
| Providence            | 301,684          | 40          | 7,542        |
| Grand Rapids          | 266,399          | 40          | 6,659        |
| Hamilton              | 231,753          | 40          | 5,793        |
| Houston               | 226,790          | 40          | 5,669        |
| Syracuse              | 220,191          | 40          | 5,504        |
| Bridgeport            | 216,123          | 40          | 5,403        |
| Hartford              | 205,702          | 40          | 5,142        |
| Cincinnati            | 198,478          | 40          | 4,961        |
| Milwaukee             | 197,198          | 40          | 4,929        |
| St. John's            | 193,140          | 40          | 4,828        |
| Utah                  | 192,024          | 40          | 4,800        |
| Binghamton            | 185,341          | 40          | 4,633        |
| San Antonio           | 182,259          | 40          | 4,556        |
| Worcester             | 175,655          | 40          | 4,391        |
| Portland              | 173,568          | 40          | 4,339        |
| Norfolk               | 167,638          | 40          | 4,190        |
| Cleveland             | 167,131          | 40          | 4,178        |
| Lowell                | 160,066          | 40          | 4,001        |
| Springfield           | 148,546          | 40          | 3,713        |
| Albany                | 148,144          | 40          | 3,703        |
| <b>TOTAL</b>          | <b>6,675,786</b> | <b>1120</b> | <b>5,960</b> |





# RECORD BOOK YEAR-BY-YEAR STANDINGS



## 2006-07 REGULAR SEASON STANDINGS

|                           |                                |           |          |          |            |            |           |           |            |            | HOME       | ROAD               |                    |
|---------------------------|--------------------------------|-----------|----------|----------|------------|------------|-----------|-----------|------------|------------|------------|--------------------|--------------------|
| <b>EASTERN CONFERENCE</b> |                                |           |          |          |            |            |           |           |            |            |            |                    |                    |
| <b>Rank</b>               | <b>Atlantic Division</b>       | <b>GP</b> | <b>W</b> | <b>L</b> | <b>OTL</b> | <b>SOL</b> | <b>GF</b> | <b>GA</b> | <b>PTS</b> | <b>PCT</b> | <b>PIM</b> | <b>W-L-OTL-SOL</b> | <b>W-L-OTL-SOL</b> |
| 1                         | Manchester Monarchs            | 80        | 51       | 21       | 7          | 1          | 242       | 182       | 110        | 0.688      | 1,566      | 28-8-4-0           | 23-13-3-1          |
| 2                         | Hartford Wolf Pack             | 80        | 47       | 29       | 3          | 1          | 231       | 201       | 98         | 0.613      | 1,900      | 22-17-3-1          | 25-15-0-0          |
| 3                         | Providence Bruins              | 80        | 44       | 30       | 2          | 4          | 251       | 218       | 94         | 0.588      | 1,473      | 25-12-1-2          | 19-18-1-2          |
| 4                         | Worcester Sharks               | 80        | 41       | 28       | 3          | 8          | 247       | 244       | 93         | 0.581      | 1,382      | 22-13-1-4          | 19-15-2-4          |
| 5                         | Lowell Devils                  | 80        | 38       | 30       | 6          | 6          | 212       | 220       | 88         | 0.550      | 1,036      | 21-13-4-2          | 17-17-2-4          |
| 6                         | Portland Pirates               | 80        | 37       | 31       | 3          | 9          | 225       | 232       | 86         | 0.537      | 1,656      | 22-14-1-3          | 15-17-2-6          |
| 7                         | Springfield Falcons            | 80        | 28       | 49       | 1          | 2          | 181       | 268       | 59         | 0.369      | 1,281      | 15-24-1-0          | 13-25-0-2          |
| <b>Rank</b>               | <b>East Division</b>           | <b>GP</b> | <b>W</b> | <b>L</b> | <b>OTL</b> | <b>SOL</b> | <b>GF</b> | <b>GA</b> | <b>PTS</b> | <b>PCT</b> | <b>PIM</b> | <b>W-L-OTL-SOL</b> | <b>W-L-OTL-SOL</b> |
| 1                         | Hershey Bears                  | 80        | 51       | 17       | 6          | 6          | 305       | 219       | 114        | 0.713      | 1,912      | 26-6-4-4           | 25-11-2-2          |
| 2                         | Wilkes-Barre/Scranton Penguins | 80        | 51       | 23       | 2          | 4          | 276       | 221       | 108        | 0.675      | 1,763      | 28-11-1-0          | 23-12-1-4          |
| 3                         | Norfolk Admirals               | 80        | 50       | 22       | 6          | 2          | 301       | 257       | 108        | 0.675      | 2,041      | 32-5-2-1           | 18-17-4-1          |
| 4                         | Albany River Rats              | 80        | 37       | 36       | 4          | 3          | 246       | 258       | 81         | 0.506      | 1,576      | 21-15-3-1          | 16-21-1-2          |
| 5                         | Bridgeport Sound Tigers        | 80        | 36       | 37       | 1          | 6          | 229       | 267       | 79         | 0.494      | 1,331      | 22-14-0-4          | 14-23-1-2          |
| 6                         | Philadelphia Phantoms          | 80        | 31       | 41       | 2          | 6          | 222       | 271       | 70         | 0.438      | 1,674      | 17-18-1-4          | 14-23-1-2          |
| 7                         | Binghamton Senators            | 80        | 23       | 48       | 4          | 5          | 225       | 323       | 55         | 0.344      | 1,677      | 15-21-2-2          | 8-27-2-3           |
| <b>WESTERN CONFERENCE</b> |                                |           |          |          |            |            |           |           |            |            |            |                    |                    |
| <b>Rank</b>               | <b>North Division</b>          | <b>GP</b> | <b>W</b> | <b>L</b> | <b>OTL</b> | <b>SOL</b> | <b>GF</b> | <b>GA</b> | <b>PTS</b> | <b>PCT</b> | <b>PIM</b> | <b>W-L-OTL-SOL</b> | <b>W-L-OTL-SOL</b> |
| 1                         | Manitoba Moose                 | 80        | 45       | 23       | 7          | 5          | 232       | 201       | 102        | 0.637      | 1,489      | 25-10-3-2          | 20-13-4-3          |
| 2                         | Rochester Americans            | 80        | 48       | 30       | 1          | 1          | 269       | 250       | 98         | 0.613      | 1,397      | 26-13-1-0          | 22-17-0-1          |
| 3                         | Hamilton Bulldogs              | 80        | 43       | 28       | 3          | 6          | 243       | 208       | 95         | 0.594      | 1,474      | 24-13-1-2          | 19-15-2-4          |
| 4                         | Grand Rapids Griffins          | 80        | 37       | 32       | 6          | 5          | 226       | 244       | 85         | 0.531      | 1,454      | 22-13-2-3          | 15-19-4-2          |
| 5                         | Syracuse Crunch                | 80        | 34       | 34       | 4          | 8          | 250       | 248       | 80         | 0.500      | 1,961      | 20-14-3-3          | 14-20-1-5          |
| 6                         | Toronto Marlies                | 80        | 34       | 39       | 2          | 5          | 220       | 270       | 75         | 0.469      | 1,664      | 16-20-2-2          | 18-19-0-3          |
| <b>Rank</b>               | <b>West Division</b>           | <b>GP</b> | <b>W</b> | <b>L</b> | <b>OTL</b> | <b>SOL</b> | <b>GF</b> | <b>GA</b> | <b>PTS</b> | <b>PCT</b> | <b>PIM</b> | <b>W-L-OTL-SOL</b> | <b>W-L-OTL-SOL</b> |
| 1                         | Omaha Ak-Sar-Ben Knights       | 80        | 49       | 25       | 5          | 1          | 214       | 189       | 104        | 0.650      | 1,600      | 22-16-2-0          | 27-9-3-1           |
| 2                         | Chicago Wolves                 | 80        | 46       | 25       | 3          | 6          | 331       | 252       | 101        | 0.631      | 1,704      | 19-17-1-3          | 27-8-2-3           |
| 3                         | Milwaukee Admirals             | 80        | 41       | 25       | 4          | 10         | 227       | 230       | 96         | 0.600      | 1,399      | 19-14-3-4          | 22-11-1-6          |
| 4                         | Iowa Stars                     | 80        | 42       | 34       | 3          | 1          | 221       | 231       | 88         | 0.550      | 1,226      | 16-21-2-1          | 26-13-1-0          |
| 5                         | Peoria Rivermen                | 80        | 37       | 33       | 2          | 8          | 221       | 242       | 84         | 0.525      | 1,585      | 21-14-1-4          | 16-19-1-4          |
| 6                         | San Antonio Rampage            | 80        | 32       | 42       | 2          | 4          | 219       | 256       | 70         | 0.438      | 1,394      | 19-18-1-2          | 13-24-1-2          |
| 7                         | Houston Aeros                  | 80        | 27       | 43       | 4          | 6          | 205       | 269       | 64         | 0.400      | 1,614      | 14-21-1-4          | 13-22-3-2          |

### 2007 Playoffs

| <b>Division Semifinals</b> |                                       |       |
|----------------------------|---------------------------------------|-------|
| Series A:                  | Manchester defeats Worcester          | (4-2) |
| Series B:                  | Providence defeats Hartford           | (4-3) |
| Series C:                  | Hershey defeats Albany                | (4-1) |
| Series D:                  | Wilkes-Barre/Scranton defeats Norfolk | (4-2) |
| Series E:                  | Manitoba defeats Grand Rapids         | (4-3) |
| Series F:                  | Hamilton defeats Rochester            | (4-2) |
| Series G:                  | Iowa defeats Omaha Ak-Sar-Ben         | (4-2) |
| Series H:                  | Chicago defeats Milwaukee             | (4-0) |
| <b>Division Finals</b>     |                                       |       |
| Series I:                  | Manchester defeats Providence         | (4-2) |
| Series J:                  | Hershey defeats Wilkes-Barre/Scranton | (4-1) |
| Series K:                  | Hamilton defeats Manitoba             | (4-2) |
| Series L:                  | Chicago defeats Iowa                  | (4-2) |
| <b>Conference Finals</b>   |                                       |       |
| Series M:                  | Hershey defeats Manchester            | (4-0) |
| Series N:                  | Hamilton defeats Chicago              | (4-1) |
| <b>Calder Cup Finals</b>   |                                       |       |
| Series O:                  | Hamilton defeats Hershey              | (4-1) |

### Attendance Report

| TEAM             | TOTAL            | GAMES        | AVERAGE      |
|------------------|------------------|--------------|--------------|
| Hershey          | 346,842          | 40           | 8,671        |
| W-B/Scranton     | 321,199          | 40           | 8,030        |
| Chicago          | 313,212          | 40           | 7,830        |
| Manitoba         | 310,761          | 40           | 7,769        |
| Manchester       | 303,723          | 40           | 7,593        |
| <b>Rochester</b> | <b>293,545</b>   | <b>40</b>    | <b>7,339</b> |
| Grand Rapids     | 274,657          | 40           | 6,866        |
| Philadelphia     | 267,910          | 40           | 6,698        |
| Providence       | 265,379          | 40           | 6,634        |
| Houston          | 256,878          | 40           | 6,422        |
| Milwaukee        | 228,022          | 40           | 5,701        |
| Portland         | 210,417          | 40           | 5,260        |
| Syracuse         | 209,945          | 40           | 5,249        |
| Hamilton         | 195,502          | 40           | 4,888        |
| Iowa             | 192,724          | 40           | 4,818        |
| Norfolk          | 187,374          | 40           | 4,684        |
| Worcester        | 184,083          | 40           | 4,602        |
| Hartford         | 182,516          | 40           | 4,563        |
| Bridgeport       | 175,432          | 40           | 4,386        |
| Peoria           | 170,186          | 40           | 4,255        |
| San Antonio      | 165,292          | 40           | 4,132        |
| Albany           | 158,652          | 40           | 3,966        |
| Binghamton       | 155,498          | 40           | 3,887        |
| Toronto          | 153,172          | 40           | 3,829        |
| Omaha            | 141,730          | 40           | 3,543        |
| Springfield      | 132,993          | 40           | 3,325        |
| Lowell           | 112,043          | 40           | 2,801        |
| <b>TOTAL</b>     | <b>5,909,687</b> | <b>1,080</b> | <b>5,472</b> |



# RECORD BOOK YEAR-BY-YEAR STANDINGS



| 2007-08 REGULAR SEASON STANDINGS |             |             |            |            |            |             |      |             |     |              | HOME      | ROAD      |
|----------------------------------|-------------|-------------|------------|------------|------------|-------------|------|-------------|-----|--------------|-----------|-----------|
| <b>EASTERN CONFERENCE</b>        |             |             |            |            |            |             |      |             |     |              |           |           |
| <b>East Division</b>             |             |             |            |            |            |             |      |             |     |              |           |           |
| Wilkes-Barre Scranton            | 80          | 47          | 26         | 3          | 4          | 101         | .631 | 223         | 187 | 1409         | 22-13-3-2 | 25-13-0-2 |
| Philadelphia                     | 80          | 46          | 27         | 4          | 3          | 99          | .619 | 236         | 212 | 1851         | 26-12-0-2 | 20-15-4-1 |
| Albany                           | 80          | 43          | 30         | 3          | 4          | 93          | .581 | 213         | 198 | 1441         | 24-13-1-2 | 19-17-2-2 |
| Hershey                          | 80          | 42          | 30         | 2          | 6          | 92          | .575 | 253         | 247 | 1724         | 25-11-1-3 | 17-19-1-3 |
| Bridgeport                       | 80          | 40          | 36         | 1          | 3          | 84          | .525 | 225         | 240 | 1696         | 24-14-0-2 | 16-22-1-1 |
| Binghamton                       | 80          | 34          | 32         | 9          | 5          | 82          | .513 | 225         | 248 | 1642         | 20-14-4-2 | 14-18-5-3 |
| Norfolk                          | 80          | 29          | 44         | 2          | 5          | 65          | .406 | 213         | 267 | 1556         | 18-19-1-2 | 11-25-1-3 |
| <b>Atlantic Division</b>         |             |             |            |            |            |             |      |             |     |              |           |           |
| Providence                       | 80          | 55          | 18         | 3          | 4          | 117         | .731 | 280         | 206 | 1528         | 27-9-1-3  | 28-9-2-1  |
| Hartford                         | 80          | 50          | 20         | 2          | 8          | 110         | .688 | 266         | 198 | 1558         | 25-11-1-3 | 25-9-1-5  |
| Portland                         | 80          | 45          | 26         | 5          | 4          | 99          | .619 | 238         | 215 | 1394         | 27-10-2-1 | 18-16-3-3 |
| Manchester                       | 80          | 39          | 31         | 5          | 5          | 88          | .550 | 240         | 228 | 1416         | 18-17-2-3 | 21-14-3-2 |
| Springfield                      | 80          | 35          | 35         | 5          | 5          | 80          | .500 | 214         | 257 | 1554         | 23-13-3-1 | 12-22-2-4 |
| Worcester                        | 80          | 32          | 37         | 5          | 6          | 75          | .469 | 216         | 258 | 1376         | 18-15-3-4 | 14-22-2-2 |
| Lowell                           | 80          | 25          | 43         | 7          | 5          | 62          | .388 | 183         | 270 | 1074         | 13-21-3-3 | 12-22-4-2 |
| <b>WESTERN CONFERENCE</b>        |             |             |            |            |            |             |      |             |     |              |           |           |
| <b>North Division</b>            |             |             |            |            |            |             |      |             |     |              |           |           |
| Y-Toronto                        | 80          | 51          | 21         | 3          | 5          | 110         | .688 | 247         | 202 | 1453         | 27-9-1-3  | 24-12-2-2 |
| X-Manitoba                       | 80          | 46          | 27         | 3          | 4          | 99          | .619 | 236         | 197 | 1407         | 23-13-1-3 | 23-14-2-1 |
| X-Syracuse                       | 80          | 45          | 26         | 2          | 7          | 99          | .619 | 246         | 202 | 2174         | 26-9-1-4  | 19-17-1-3 |
| Hamilton                         | 80          | 36          | 34         | 3          | 7          | 82          | .513 | 208         | 235 | 1230         | 18-17-2-3 | 18-17-1-4 |
| Grand Rapids                     | 80          | 31          | 41         | 2          | 6          | 70          | .438 | 210         | 245 | 1313         | 18-18-1-3 | 13-23-1-3 |
| Lake Erie                        | 80          | 26          | 41         | 6          | 7          | 65          | .406 | 209         | 276 | 1521         | 13-20-4-3 | 13-21-2-4 |
| Rochester                        | 80          | 24          | 46         | 6          | 4          | 58          | .363 | 197         | 291 | 1571         | 16-18-3-3 | 8-28-3-1  |
| <b>West Division</b>             |             |             |            |            |            |             |      |             |     |              |           |           |
| Y-Chicago                        | 80          | 53          | 22         | 2          | 3          | 111         | .694 | 300         | 226 | 1859         | 29-9-1-1  | 24-13-1-2 |
| X-Rockford                       | 80          | 44          | 26         | 4          | 6          | 98          | .613 | 247         | 231 | 2099         | 23-14-1-2 | 21-12-3-4 |
| X-Houston                        | 80          | 45          | 29         | 2          | 4          | 96          | .600 | 206         | 183 | 1448         | 23-14-1-2 | 22-15-1-2 |
| X-Milwaukee                      | 80          | 44          | 29         | 4          | 3          | 95          | .594 | 231         | 212 | 1191         | 26-12-1-1 | 18-17-3-2 |
| X-San Antonio                    | 80          | 42          | 28         | 3          | 7          | 94          | .588 | 238         | 225 | 1859         | 23-13-2-2 | 19-15-1-5 |
| Quad City                        | 80          | 38          | 32         | 3          | 7          | 86          | .538 | 203         | 214 | 1581         | 15-18-3-4 | 23-14-0-3 |
| Peoria                           | 80          | 38          | 33         | 4          | 5          | 85          | .531 | 247         | 242 | 1528         | 17-18-2-3 | 21-15-2-2 |
| Iowa                             | 80          | 35          | 37         | 5          | 3          | 78          | .488 | 217         | 255 | 1198         | 16-19-3-2 | 19-18-2-1 |
| <b>TOTAL</b>                     | <b>1160</b> | <b>1160</b> | <b>907</b> | <b>108</b> | <b>145</b> | <b>2573</b> |      | <b>6667</b> |     | <b>44651</b> |           |           |

## 2008 Playoffs

| <b>Division Semifinals</b> |  |       |
|----------------------------|--|-------|
| Series A:                  | Providence defeats Manchester              | (4-0) |
| Series B:                  | Portland defeats Hartford                  | (4-1) |
| Series C:                  | Wilkes-Barre/Scranton defeats Hershey      | (4-1) |
| Series D:                  | Philadelphia defeats Albany                | (4-3) |
| Series E:                  | Toronto defeats San Antonio                | (4-3) |
| Series F:                  | Syracuse defeats Manitoba                  | (4-2) |
| Series G:                  | Chicago defeats Milwaukee                  | (4-2) |
| Series H:                  | Rockford defeats Houston                   | (4-1) |
| <b>Division Finals</b>     |  |       |
| Series I:                  | Portland defeats Providence                | (4-2) |
| Series J:                  | Wilkes-Barre/Scranton defeats Philadelphia | (4-1) |
| Series K:                  | Toronto defeats Syracuse                   | (4-3) |
| Series L:                  | Chicago defeats Rockford                   | (4-3) |
| <b>Conference Finals</b>   |  |       |
| Series M:                  | Wilkes-Barre/Scranton defeats Portland     | (4-3) |
| Series N:                  | Chicago defeats Toronto                    | (4-1) |
| <b>Calder Cup Finals</b>   |  |       |
| Series O:                  | Chicago defeats Wilkes-Barre/Scranton      | (4-2) |

## Attendance Report

| TEAM         | TOTAL            | GAMES       | AVERAGE      |
|--------------|------------------|-------------|--------------|
| Hershey      | 350,815          | 40          | 8,770        |
| Manitoba     | 312,288          | 40          | 7,807        |
| W-B/Scranton | 306,662          | 40          | 7,667        |
| Chicago      | 298,951          | 40          | 7,474        |
| Grand Rapids | 275,905          | 40          | 6,898        |
| Rochester    | 273,404          | 40          | 6,835        |
| Manchester   | 268,249          | 40          | 6,706        |
| Philadelphia | 267,148          | 40          | 6,679        |
| Houston      | 251,191          | 40          | 6,280        |
| Providence   | 244,276          | 40          | 6,107        |
| Lake Erie    | 238,965          | 40          | 5,974        |
| Milwaukee    | 220,698          | 40          | 5,517        |
| Syracuse     | 217,694          | 40          | 5,442        |
| Portland     | 194,435          | 40          | 4,861        |
| Hamilton     | 182,991          | 40          | 4,575        |
| San Antonio  | 180,808          | 40          | 4,520        |
| Peoria       | 177,637          | 40          | 4,441        |
| Hartford     | 176,213          | 40          | 4,405        |
| Toronto      | 173,926          | 40          | 4,348        |
| Worcester    | 173,745          | 40          | 4,344        |
| Norfolk      | 169,621          | 40          | 4,241        |
| Bridgeport   | 167,847          | 40          | 4,196        |
| Binghamton   | 162,772          | 40          | 4,069        |
| Albany       | 157,601          | 40          | 3,940        |
| Rockford     | 153,056          | 40          | 3,826        |
| Iowa         | 151,561          | 40          | 3,789        |
| Quad City    | 140,908          | 40          | 3,523        |
| Springfield  | 139,242          | 40          | 3,481        |
| Lowell       | 84,094           | 40          | 2,102        |
| <b>TOTAL</b> | <b>6,112,703</b> | <b>1160</b> | <b>5,269</b> |



# RECORD BOOK YEAR-BY-YEAR STANDINGS



## 2008-09 REGULAR SEASON STANDINGS

HOME ROAD

### EASTERN CONFERENCE

#### Atlantic Division

|             | GP | W  | L  | T | OTL | PTS | WPCT | GF  | GA  | PIM  | W-L-OTL-SOL | W-L-OTL-SOL |
|-------------|----|----|----|---|-----|-----|------|-----|-----|------|-------------|-------------|
| Hartford    | 80 | 46 | 27 | 3 | 4   | 99  | .619 | 243 | 216 | 1690 | 25-13-0-2   | 21-14-3-2   |
| Providence  | 80 | 43 | 29 | 2 | 6   | 94  | .588 | 238 | 232 | 1324 | 27-12-0-1   | 16-17-2-5   |
| Portland    | 80 | 39 | 31 | 3 | 7   | 88  | .550 | 249 | 239 | 1209 | 24-13-0-3   | 15-18-3-4   |
| Worcester   | 80 | 42 | 35 | 1 | 2   | 87  | .544 | 223 | 223 | 1446 | 24-15-0-1   | 18-20-1-1   |
| Manchester  | 80 | 37 | 35 | 0 | 8   | 82  | .512 | 211 | 218 | 1349 | 20-16-0-4   | 17-19-0-4   |
| Lowell      | 80 | 35 | 36 | 2 | 7   | 79  | .494 | 213 | 243 | 1472 | 19-16-0-5   | 16-20-2-2   |
| Springfield | 80 | 24 | 44 | 8 | 4   | 60  | .375 | 188 | 258 | 1516 | 14-19-5-2   | 10-25-3-2   |

#### East Division

|              |    |    |    |   |   |     |      |     |     |      |           |           |
|--------------|----|----|----|---|---|-----|------|-----|-----|------|-----------|-----------|
| Hershey      | 80 | 49 | 23 | 2 | 6 | 106 | .662 | 296 | 240 | 1610 | 27-10-0-3 | 22-13-2-3 |
| Bridgeport   | 80 | 49 | 23 | 3 | 5 | 106 | .662 | 241 | 212 | 1164 | 29-7-1-3  | 20-16-2-2 |
| W-B/Scranton | 80 | 49 | 25 | 3 | 3 | 104 | .650 | 274 | 212 | 1422 | 27-8-2-3  | 22-17-1-0 |
| Philadelphia | 80 | 43 | 30 | 2 | 5 | 93  | .581 | 234 | 232 | 1432 | 25-12-1-2 | 18-18-1-3 |
| Binghamton   | 80 | 41 | 30 | 5 | 4 | 91  | .569 | 232 | 238 | 1610 | 22-13-1-4 | 19-17-4-0 |
| Norfolk      | 80 | 33 | 38 | 4 | 5 | 75  | .469 | 236 | 269 | 1850 | 20-15-3-2 | 13-23-1-3 |
| Albany       | 80 | 33 | 40 | 3 | 4 | 73  | .456 | 219 | 258 | 1552 | 20-16-3-1 | 13-24-0-3 |

### WESTERN CONFERENCE

#### North Division

|              |    |    |    |   |   |     |      |     |     |      |           |           |
|--------------|----|----|----|---|---|-----|------|-----|-----|------|-----------|-----------|
| Manitoba     | 80 | 50 | 23 | 1 | 6 | 107 | .669 | 239 | 188 | 1377 | 25-13-0-2 | 25-10-1-4 |
| Hamilton     | 80 | 49 | 27 | 4 | 0 | 102 | .637 | 263 | 201 | 1360 | 24-15-1-0 | 25-12-3-0 |
| Grand Rapids | 80 | 43 | 25 | 6 | 6 | 98  | .613 | 255 | 226 | 963  | 25-8-3-4  | 18-17-3-2 |
| Toronto      | 80 | 39 | 29 | 5 | 7 | 90  | .562 | 240 | 229 | 1547 | 22-12-3-3 | 17-17-2-4 |
| Syracuse     | 80 | 40 | 32 | 5 | 3 | 88  | .550 | 214 | 226 | 1830 | 25-11-3-1 | 15-21-2-2 |
| Lake Erie    | 80 | 34 | 38 | 3 | 5 | 76  | .475 | 199 | 218 | 1298 | 20-16-2-2 | 14-22-1-3 |
| Rochester    | 80 | 29 | 43 | 0 | 8 | 66  | .412 | 184 | 259 | 1293 | 16-19-0-5 | 13-24-0-3 |

#### West Division

|             |    |    |    |   |    |     |      |     |     |      |           |           |
|-------------|----|----|----|---|----|-----|------|-----|-----|------|-----------|-----------|
| Milwaukee   | 80 | 49 | 22 | 3 | 6  | 107 | .669 | 229 | 195 | 1332 | 26-9-1-4  | 23-13-2-2 |
| Peoria      | 80 | 43 | 31 | 2 | 4  | 92  | .575 | 215 | 211 | 1522 | 24-13-1-2 | 19-18-1-2 |
| Houston     | 80 | 38 | 31 | 2 | 9  | 87  | .544 | 218 | 230 | 1457 | 23-11-2-4 | 15-20-0-5 |
| Rockford    | 80 | 40 | 34 | 0 | 6  | 86  | .537 | 229 | 220 | 1459 | 22-16-0-2 | 18-18-0-4 |
| Quad City   | 80 | 36 | 31 | 6 | 7  | 85  | .531 | 212 | 216 | 1417 | 23-14-2-1 | 13-17-4-6 |
| Chicago     | 80 | 38 | 37 | 3 | 2  | 81  | .506 | 226 | 222 | 1288 | 23-15-0-2 | 15-22-3-0 |
| Iowa        | 80 | 33 | 33 | 4 | 10 | 80  | .500 | 209 | 260 | 1437 | 15-18-1-6 | 18-15-3-4 |
| San Antonio | 80 | 36 | 38 | 2 | 4  | 78  | .487 | 205 | 243 | 1822 | 20-19-0-1 | 16-19-2-3 |

## 2009 Playoffs

### Division Semifinals

|           |  |       |
|-----------|--|-------|
| Series A: | Worcester defeats Hartford               | (4-2) |
| Series B: | Providence defeats Portland              | (4-1) |
| Series C: | Hershey defeats Philadelphia             | (4-0) |
| Series D: | Wilkes-Barre/Scranton defeats Bridgeport | (4-1) |
| Series E: | Manitoba defeats Toronto                 | (4-2) |
| Series F: | Grand Rapids defeats Hamilton            | (4-2) |
| Series G: | Milwaukee defeats Rockford               | (4-0) |
| Series H: | Houston defeats Peoria                   | (4-3) |

### Division Finals

|           |                                       |       |
|-----------|---------------------------------------|-------|
| Series I: | Providence defeats Worcester          | (4-2) |
| Series J: | Hershey defeats Wilkes-Barre/Scranton | (4-3) |
| Series K: | Manitoba defeats Grand Rapids         | (4-0) |
| Series L: | Houston defeats Milwaukee             | (4-3) |

### Conference Finals

|           |                            |       |
|-----------|----------------------------|-------|
| Series M: | Hershey defeats Providence | (4-1) |
| Series N: | Manitoba defeats Houston   | (4-2) |

### Calder Cup Finals

|           |                          |       |
|-----------|--------------------------|-------|
| Series O: | Hershey defeats Manitoba | (4-2) |
|-----------|--------------------------|-------|

## Attendance Report

| TEAM         | TOTAL            | GAMES       | AVERAGE      |
|--------------|------------------|-------------|--------------|
| Hershey      | 359,499          | 40          | 8,987        |
| Manitoba     | 310,761          | 40          | 7,769        |
| Grand Rapids | 297,905          | 40          | 7,448        |
| Chicago      | 292,635          | 40          | 7,316        |
| W-B/Scranton | 279,347          | 40          | 6,984        |
| Philadelphia | 258,376          | 40          | 6,459        |
| Providence   | 253,718          | 40          | 6,343        |
| Houston      | 239,281          | 40          | 5,982        |
| Lake Erie    | 237,370          | 40          | 5,934        |
| Manchester   | 235,289          | 40          | 5,882        |
| Milwaukee    | 235,107          | 40          | 5,878        |
| Syracuse     | 208,429          | 40          | 5,211        |
| San Antonio  | 206,680          | 40          | 5,167        |
| Portland     | 193,132          | 40          | 4,828        |
| Hamilton     | 184,952          | 40          | 4,624        |
| Bridgeport   | 181,114          | 40          | 4,528        |
| Iowa         | 172,881          | 40          | 4,322        |
| Hartford     | 167,606          | 40          | 4,190        |
| Norfolk      | 164,363          | 40          | 4,109        |
| Rochester    | 163,188          | 40          | 4,080        |
| Peoria       | 160,759          | 40          | 4,019        |
| Springfield  | 158,064          | 40          | 3,952        |
| Binghamton   | 156,671          | 40          | 3,917        |
| Rockford     | 156,352          | 40          | 3,909        |
| Worcester    | 156,089          | 40          | 3,902        |
| Toronto      | 149,139          | 40          | 3,728        |
| Albany       | 141,550          | 40          | 3,539        |
| Quad City    | 121,396          | 40          | 3,035        |
| Lowell       | 91,728           | 40          | 2,293        |
| <b>TOTAL</b> | <b>5,933,381</b> | <b>1160</b> | <b>5,114</b> |





# RECORD BOOK

## YEAR-BY-YEAR STANDINGS



### 2010-11 REGULAR SEASON STANDINGS

HOME

ROAD

#### EASTERN CONFERENCE

##### **Atlantic Division**

|               | GP | W  | L  | OTL | SOL | PTS | PCT   | GF  | GA  | PIM  | W-L-OTL-SOL | W-L-OTL-SOL |
|---------------|----|----|----|-----|-----|-----|-------|-----|-----|------|-------------|-------------|
| y Portland    | 80 | 47 | 24 | 7   | 2   | 103 | 0.644 | 280 | 238 | 1294 | 25-8-6-1    | 22-16-1-1   |
| x Manchester  | 80 | 44 | 26 | 4   | 6   | 98  | 0.613 | 255 | 209 | 1423 | 25-12-1-2   | 19-14-3-4   |
| x Connecticut | 80 | 40 | 32 | 2   | 6   | 88  | 0.550 | 221 | 223 | 1749 | 19-17-2-2   | 21-15-0-4   |
| Worcester     | 80 | 36 | 31 | 4   | 9   | 85  | 0.531 | 210 | 245 | 1226 | 20-13-2-5   | 16-18-2-4   |
| Providence    | 80 | 38 | 36 | 3   | 3   | 82  | 0.512 | 209 | 252 | 1437 | 19-18-1-2   | 19-18-2-1   |
| Springfield   | 80 | 35 | 40 | 2   | 3   | 75  | 0.469 | 233 | 253 | 1307 | 18-19-2-1   | 17-21-0-2   |
| Bridgeport    | 80 | 30 | 39 | 4   | 7   | 71  | 0.444 | 218 | 266 | 1407 | 18-15-4-3   | 12-24-0-4   |

##### **East Division**

|                |    |    |    |   |   |     |       |     |     |      |           |           |
|----------------|----|----|----|---|---|-----|-------|-----|-----|------|-----------|-----------|
| y W-B/Scranton | 80 | 58 | 21 | 0 | 1 | 117 | 0.731 | 261 | 183 | 1433 | 30-10-0-0 | 28-11-0-1 |
| x Hershey      | 80 | 46 | 26 | 3 | 5 | 100 | 0.625 | 255 | 214 | 1581 | 21-14-2-3 | 25-12-1-2 |
| x Charlotte    | 80 | 44 | 27 | 2 | 7 | 97  | 0.606 | 265 | 243 | 1318 | 22-13-1-4 | 22-14-1-3 |
| x Norfolk      | 80 | 39 | 26 | 9 | 6 | 93  | 0.581 | 265 | 230 | 1600 | 19-11-5-5 | 20-15-4-1 |
| x Binghamton   | 80 | 42 | 30 | 3 | 5 | 92  | 0.575 | 255 | 221 | 1225 | 22-13-2-3 | 20-17-1-2 |
| Syracuse       | 80 | 35 | 38 | 3 | 4 | 77  | 0.481 | 217 | 249 | 1482 | 20-16-2-2 | 15-22-1-2 |
| Adirondack     | 80 | 31 | 39 | 4 | 6 | 72  | 0.450 | 197 | 248 | 1563 | 19-15-3-3 | 12-24-1-3 |
| Albany         | 80 | 32 | 42 | 1 | 5 | 70  | 0.438 | 217 | 283 | 1927 | 15-22-0-3 | 17-20-1-2 |

#### WESTERN CONFERENCE

##### **North Division**

|              |    |    |    |   |    |    |       |     |     |      |           |           |
|--------------|----|----|----|---|----|----|-------|-----|-----|------|-----------|-----------|
| y Hamilton   | 80 | 44 | 27 | 2 | 7  | 97 | 0.606 | 226 | 193 | 1200 | 22-15-1-2 | 22-12-1-5 |
| x Lake Erie  | 80 | 44 | 28 | 3 | 5  | 96 | 0.600 | 223 | 206 | 1202 | 24-11-2-3 | 20-17-1-2 |
| x Manitoba   | 80 | 43 | 30 | 1 | 6  | 93 | 0.581 | 220 | 210 | 1102 | 23-15-1-1 | 20-15-0-5 |
| Abbotsford   | 80 | 38 | 32 | 4 | 6  | 86 | 0.537 | 186 | 212 | 1294 | 22-14-2-2 | 16-18-2-4 |
| Toronto      | 80 | 37 | 32 | 1 | 10 | 85 | 0.531 | 228 | 219 | 1409 | 17-17-1-5 | 20-15-0-5 |
| Grand Rapids | 80 | 36 | 34 | 2 | 8  | 82 | 0.512 | 227 | 254 | 1468 | 18-16-1-5 | 18-18-1-3 |
| Rochester    | 80 | 31 | 39 | 5 | 5  | 72 | 0.450 | 218 | 266 | 1360 | 14-20-2-4 | 17-19-3-1 |

##### **West Division**

|                 |    |    |    |   |   |     |       |     |     |      |           |           |
|-----------------|----|----|----|---|---|-----|-------|-----|-----|------|-----------|-----------|
| y Milwaukee     | 80 | 44 | 22 | 6 | 8 | 102 | 0.637 | 226 | 194 | 1037 | 23-12-2-3 | 21-10-4-5 |
| x Houston       | 80 | 46 | 28 | 1 | 5 | 98  | 0.613 | 240 | 212 | 1288 | 25-12-1-2 | 21-16-0-3 |
| x Peoria        | 80 | 42 | 30 | 3 | 5 | 92  | 0.575 | 223 | 218 | 1607 | 20-16-2-2 | 22-14-1-3 |
| x Texas         | 80 | 41 | 29 | 4 | 6 | 92  | 0.575 | 213 | 210 | 1026 | 22-12-3-3 | 19-17-1-3 |
| x Oklahoma City | 80 | 40 | 29 | 2 | 9 | 91  | 0.569 | 245 | 234 | 1351 | 18-16-2-4 | 22-13-0-5 |
| Chicago         | 80 | 39 | 30 | 5 | 6 | 89  | 0.556 | 260 | 262 | 1402 | 19-15-1-5 | 20-15-4-1 |
| San Antonio     | 80 | 40 | 33 | 4 | 3 | 87  | 0.544 | 228 | 245 | 1284 | 23-14-1-2 | 17-19-3-1 |
| Rockford        | 80 | 38 | 33 | 4 | 5 | 85  | 0.531 | 216 | 245 | 1503 | 19-17-2-2 | 19-16-2-3 |

x = Teams who have clinched a playoff spot. y = Teams who have clinched the division title

### 2011 Playoffs

#### **Division Semifinals**

|           |                                       |       |
|-----------|---------------------------------------|-------|
| Series A: | Portland defeats Connecticut          | (4-2) |
| Series B: | Binghamton defeats Manchester         | (4-3) |
| Series C: | Wilkes-Barre/Scranton defeats Norfolk | (4-2) |
| Series D: | Charlotte defeats Hershey             | (4-2) |
| Series E: | Hamilton defeats Oklahoma City        | (4-2) |
| Series F: | Manitoba defeats Lake Erie            | (4-3) |
| Series G: | Milwaukee defeats Texas               | (4-2) |
| Series H: | Houston defeats Peoria                | (4-0) |

#### **Division Finals**

|           |   |       |
|-----------|---|-------|
| Series I: | Binghamton defeats Portland             | (4-2) |
| Series J: | Charlotte defeats Wilkes-Barre/Scranton | (4-2) |
| Series K: | Hamilton defeats Manitoba               | (4-3) |
| Series L: | Milwaukee defeats Houston               | (4-3) |

#### **Conference Finals**

|           |                              |       |
|-----------|------------------------------|-------|
| Series M: | Binghamton defeats Charlotte | (4-0) |
| Series N: | Houston defeats Hamilton     | (4-3) |

#### **Calder Cup Finals**

|           |                            |       |
|-----------|----------------------------|-------|
| Series O: | Binghamton defeats Houston | (4-2) |
|-----------|----------------------------|-------|

### Attendance Report

| TEAM          | TOTAL            | GAMES       | AVERAGE      |
|---------------|------------------|-------------|--------------|
| Hershey       | 392,005          | 40          | 9,800        |
| Manitoba      | 336,156          | 40          | 8,404        |
| Chicago       | 298,117          | 40          | 7,453        |
| Providence    | 292,970          | 40          | 7,324        |
| Grand Rapids  | 289,646          | 40          | 7,241        |
| Lake Erie     | 262,735          | 40          | 6,568        |
| San Antonio   | 256,433          | 40          | 6,411        |
| W-B/Scranton  | 254,411          | 40          | 6,360        |
| Houston       | 253,021          | 40          | 6,326        |
| Charlotte     | 252,486          | 40          | 6,312        |
| Milwaukee     | 231,839          | 40          | 5,796        |
| Connecticut   | 227,792          | 40          | 5,695        |
| Manchester    | 218,444          | 40          | 5,461        |
| Texas         | 213,584          | 40          | 5,340        |
| Peoria        | 207,852          | 40          | 5,196        |
| Syracuse      | 206,158          | 40          | 5,154        |
| Toronto       | 187,741          | 40          | 4,694        |
| Portland      | 186,192          | 40          | 4,655        |
| Norfolk       | 179,609          | 40          | 4,490        |
| Rockford      | 174,418          | 40          | 4,360        |
| Hamilton      | 170,292          | 40          | 4,257        |
| Oklahoma City | 166,195          | 40          | 4,155        |
| Bridgeport    | 165,609          | 40          | 4,140        |
| Worcester     | 162,728          | 40          | 4,068        |
| Rochester     | 154,890          | 40          | 3,872        |
| Abbotsford    | 152,272          | 40          | 3,807        |
| Springfield   | 148,695          | 40          | 3,717        |
| Binghamton    | 146,097          | 40          | 3,652        |
| Adirondack    | 143,001          | 40          | 3,575        |
| Albany        | 124,563          | 40          | 3,114        |
| <b>TOTAL</b>  | <b>6,455,951</b> | <b>1200</b> | <b>5,379</b> |



# RECORD BOOK YEAR-BY-YEAR STANDINGS



| 2011-12 REGULAR SEASON STANDINGS |    |    |    |     |     |     |       |     |     |      | HOME        |             | ROAD |  |
|----------------------------------|----|----|----|-----|-----|-----|-------|-----|-----|------|-------------|-------------|------|--|
| EASTERN CONFERENCE               |    |    |    |     |     |     |       |     |     |      |             |             |      |  |
| Atlantic Division                |    |    |    |     |     |     |       |     |     |      |             |             |      |  |
|                                  | GP | W  | L  | OTL | SOL | PTS | PCT   | GF  | GA  | PIM  | W-L-OTL-SOL | W-L-OTL-SOL |      |  |
| y St. John's                     | 76 | 43 | 25 | 5   | 3   | 94  | 0.618 | 240 | 216 | 1047 | 20-15-3-0   | 23-10-2-3   |      |  |
| x Manchester                     | 76 | 39 | 32 | 2   | 3   | 83  | 0.546 | 207 | 208 | 1325 | 21-16-0-1   | 18-16-2-2   |      |  |
| Portland                         | 76 | 36 | 31 | 4   | 5   | 81  | 0.533 | 223 | 254 | 1296 | 23-14-1-0   | 13-17-3-5   |      |  |
| Providence                       | 76 | 35 | 34 | 3   | 4   | 77  | 0.507 | 193 | 214 | 1097 | 20-14-1-3   | 15-20-2-1   |      |  |
| Worcester                        | 76 | 31 | 33 | 4   | 8   | 74  | 0.487 | 199 | 218 | 1620 | 18-18-0-2   | 13-15-4-6   |      |  |
| Northeast Division               |    |    |    |     |     |     |       |     |     |      |             |             |      |  |
| y Bridgeport                     | 76 | 41 | 26 | 3   | 6   | 91  | 0.599 | 233 | 219 | 1334 | 25-9-2-2    | 16-17-1-4   |      |  |
| x Connecticut                    | 76 | 36 | 26 | 7   | 7   | 86  | 0.566 | 210 | 208 | 1236 | 21-9-3-5    | 15-17-4-2   |      |  |
| Adirondack                       | 76 | 37 | 35 | 2   | 2   | 78  | 0.513 | 204 | 217 | 1288 | 23-14-0-1   | 14-21-2-1   |      |  |
| Springfield                      | 76 | 36 | 34 | 3   | 3   | 78  | 0.513 | 217 | 231 | 1256 | 20-14-1-3   | 16-20-2-0   |      |  |
| Albany                           | 76 | 31 | 34 | 6   | 5   | 73  | 0.480 | 190 | 226 | 1252 | 18-13-4-3   | 13-21-2-2   |      |  |
| East Division                    |    |    |    |     |     |     |       |     |     |      |             |             |      |  |
| y Norfolk                        | 76 | 55 | 18 | 1   | 2   | 113 | 0.743 | 273 | 180 | 1437 | 27-9-1-1    | 28-9-0-1    |      |  |
| x W-B/Scranton                   | 76 | 44 | 25 | 2   | 5   | 95  | 0.625 | 235 | 215 | 1198 | 18-16-2-2   | 26-9-0-3    |      |  |
| x Hershey                        | 76 | 38 | 26 | 4   | 8   | 88  | 0.579 | 244 | 225 | 1611 | 20-11-2-5   | 18-15-2-3   |      |  |
| x Syracuse                       | 76 | 37 | 29 | 5   | 5   | 84  | 0.553 | 238 | 234 | 1238 | 19-14-3-2   | 18-15-2-3   |      |  |
| Binghamton                       | 76 | 29 | 40 | 5   | 2   | 65  | 0.428 | 201 | 243 | 1189 | 15-17-4-2   | 14-23-1-0   |      |  |
| WESTERN CONFERENCE               |    |    |    |     |     |     |       |     |     |      |             |             |      |  |
| North Division                   |    |    |    |     |     |     |       |     |     |      |             |             |      |  |
| y Toronto                        | 76 | 44 | 24 | 5   | 3   | 96  | 0.632 | 217 | 175 | 1134 | 24-10-3-1   | 20-14-2-2   |      |  |
| x Rochester                      | 76 | 36 | 26 | 10  | 4   | 86  | 0.566 | 224 | 221 | 1067 | 21-10-5-2   | 15-16-5-2   |      |  |
| Lake Erie                        | 76 | 37 | 29 | 3   | 7   | 84  | 0.553 | 189 | 210 | 1287 | 20-13-2-3   | 17-16-1-4   |      |  |
| Grand Rapids                     | 76 | 33 | 32 | 7   | 4   | 77  | 0.507 | 245 | 249 | 1183 | 18-15-3-2   | 15-17-4-2   |      |  |
| Hamilton                         | 76 | 34 | 35 | 2   | 5   | 75  | 0.493 | 185 | 226 | 1214 | 18-15-1-4   | 16-20-1-1   |      |  |
| Midwest Division                 |    |    |    |     |     |     |       |     |     |      |             |             |      |  |
| y Chicago                        | 76 | 42 | 27 | 4   | 3   | 91  | 0.599 | 213 | 193 | 1065 | 21-14-1-2   | 21-13-3-1   |      |  |
| x Milwaukee                      | 76 | 40 | 29 | 2   | 5   | 87  | 0.572 | 210 | 190 | 1050 | 22-12-2-2   | 18-17-0-3   |      |  |
| Charlotte                        | 76 | 38 | 29 | 3   | 6   | 85  | 0.559 | 209 | 214 | 1067 | 18-16-1-3   | 20-13-2-3   |      |  |
| Peoria                           | 76 | 39 | 33 | 2   | 2   | 82  | 0.539 | 217 | 207 | 1102 | 19-18-1-0   | 20-15-1-2   |      |  |
| Rockford                         | 76 | 35 | 32 | 2   | 7   | 79  | 0.520 | 207 | 228 | 1391 | 18-16-0-4   | 17-16-2-3   |      |  |
| West Division                    |    |    |    |     |     |     |       |     |     |      |             |             |      |  |
| y Oklahoma City                  | 76 | 45 | 22 | 4   | 5   | 99  | 0.651 | 213 | 176 | 1121 | 21-12-3-2   | 24-10-1-3   |      |  |
| x Abbotsford                     | 76 | 42 | 26 | 3   | 5   | 92  | 0.605 | 200 | 201 | 1251 | 18-15-3-2   | 24-11-0-3   |      |  |
| x San Antonio                    | 76 | 41 | 30 | 3   | 2   | 87  | 0.572 | 197 | 204 | 987  | 21-16-0-1   | 20-14-3-1   |      |  |
| x Houston                        | 76 | 35 | 25 | 5   | 11  | 86  | 0.566 | 202 | 206 | 960  | 17-9-4-8    | 18-16-1-3   |      |  |
| Texas                            | 76 | 31 | 40 | 3   | 2   | 67  | 0.441 | 224 | 251 | 983  | 18-17-2-1   | 13-23-1-1   |      |  |

x = Teams who have clinched a playoff spot. y = Teams who have clinched the division title

| 2012 Playoffs            |  |              |
|--------------------------|--|--------------|
| Conference Quarterfinals |  |              |
| Series A:                | Norfolk defeats Manchester               | (3-1)        |
| Series B:                | St. John's defeats Syracuse              | (3-1)        |
| Series C:                | Hershey defeats Bridgeport               | (3-0)        |
| Series D:                | Wilkes-Barre/Scranton defeats Hershey    | (3-2)        |
| Series E:                | Oklahoma City defeats Houston            | (3-1)        |
| Series F:                | <b>Toronto defeats Rochester</b>         | <b>(3-0)</b> |
| Series G:                | San Antonio defeats Chicago              | (3-2)        |
| Series H:                | Abbotsford defeats Milwaukee             | (3-0)        |
| Conference Semifinals    |  |              |
| Series I:                | Norfolk defeats Connecticut              | (4-2)        |
| Series J:                | St. John's defeats Wilkes-Barre/Scranton | (4-3)        |
| Series K:                | Oklahoma City defeats San Antonio        | (4-1)        |
| Series L:                | Toronto defeats Abbotsford               | (4-1)        |
| Conference Finals        |  |              |
| Series M:                | Norfolk defeats St. John's               | (4-0)        |
| Series N:                | Toronto defeats Oklahoma City            | (4-1)        |
| Calder Cup Finals        |  |              |
| Series O:                | Norfolk defeats Toronto                  | (4-0)        |

| Attendance Report |                  |              |              |
|-------------------|------------------|--------------|--------------|
| TEAM              | TOTAL            | GAMES        | AVERAGE      |
| Hershey           | 375,146          | 38           | 9,872        |
| Lake Erie         | 298,096          | 38           | 7,845        |
| Chicago           | 289,015          | 37           | 7,811        |
| Providence        | 286,839          | 37           | 7,752        |
| Grand Rapids      | 275,632          | 38           | 7,253        |
| Houston           | 267,647          | 37           | 7,234        |
| San Antonio       | 261,753          | 37           | 7,074        |
| Charlotte         | 257,189          | 38           | 6,768        |
| St. John's        | 239,299          | 38           | 6,297        |
| Milwaukee         | 228,720          | 37           | 6,182        |
| W-B/Scranton      | 229,053          | 38           | 6,028        |
| Manchester        | 208,814          | 37           | 5,644        |
| <b>Rochester</b>  | <b>212,605</b>   | <b>38</b>    | <b>5,595</b> |
| Toronto           | 208,223          | 38           | 5,480        |
| Texas             | 207,855          | 38           | 5,470        |
| Peoria            | 205,726          | 38           | 5,414        |
| Syracuse          | 199,354          | 38           | 5,246        |
| Portland          | 195,997          | 38           | 5,158        |
| Norfolk           | 194,521          | 38           | 5,119        |
| Bridgeport        | 180,668          | 37           | 4,883        |
| Hamilton          | 179,856          | 37           | 4,861        |
| Adirondack        | 172,379          | 37           | 4,659        |
| Connecticut       | 173,788          | 38           | 4,573        |
| Worcester         | 161,482          | 37           | 4,364        |
| Rockford          | 161,286          | 38           | 4,244        |
| Oklahoma City     | 140,008          | 38           | 3,684        |
| Springfield       | 139,050          | 38           | 3,659        |
| Binghamton        | 135,950          | 38           | 3,578        |
| Abbotsford        | 131,026          | 37           | 3,541        |
| Albany            | 128,005          | 37           | 3,460        |
| <b>TOTAL</b>      | <b>6,344,982</b> | <b>1,128</b> | <b>5,624</b> |





# RECORD BOOK YEAR-BY-YEAR STANDINGS



| 2012-13 REGULAR SEASON STANDINGS |    |    |    |     |     |     |      |     |     | HOME        | ROAD        |
|----------------------------------|----|----|----|-----|-----|-----|------|-----|-----|-------------|-------------|
| EASTERN CONFERENCE               |    |    |    |     |     |     |      |     |     |             |             |
| Atlantic Division                |    |    |    |     |     |     |      |     |     |             |             |
|                                  | GP | W  | L  | OTL | SOL | PTS | PCT  | GF  | GA  | W-L-OTL-SOL | W-L-OTL-SOL |
| Providence                       | 76 | 50 | 21 | 0   | 5   | 105 | .691 | 222 | 183 | 26-9-0-3    | 24-12-0-2   |
| Portland                         | 76 | 41 | 30 | 3   | 2   | 87  | .572 | 230 | 233 | 24-11-2-1   | 17-19-1-1   |
| Manchester                       | 76 | 37 | 32 | 3   | 4   | 81  | .533 | 219 | 209 | 19-14-2-3   | 18-18-1-1   |
| Worcester                        | 76 | 31 | 34 | 4   | 7   | 73  | .480 | 191 | 228 | 13-17-4-4   | 18-17-0-3   |
| St. John's                       | 76 | 32 | 36 | 3   | 5   | 72  | .474 | 195 | 237 | 13-19-3-3   | 19-17-0-2   |
| Northeast Division               |    |    |    |     |     |     |      |     |     |             |             |
| Springfield                      | 76 | 45 | 22 | 5   | 4   | 99  | .651 | 235 | 186 | 24-10-1-3   | 21-12-4-1   |
| Connecticut                      | 76 | 35 | 32 | 6   | 3   | 79  | .520 | 213 | 222 | 20-14-2-2   | 15-18-4-1   |
| Bridgeport                       | 76 | 32 | 32 | 7   | 5   | 76  | .500 | 218 | 242 | 19-11-4-4   | 13-21-3-1   |
| Albany                           | 76 | 31 | 32 | 1   | 12  | 75  | .493 | 193 | 225 | 14-16-0-8   | 17-16-1-4   |
| Adirondack                       | 76 | 31 | 38 | 3   | 4   | 69  | .454 | 187 | 223 | 18-17-1-2   | 13-21-2-2   |
| East Division                    |    |    |    |     |     |     |      |     |     |             |             |
| Syracuse                         | 76 | 43 | 22 | 6   | 5   | 97  | .638 | 247 | 201 | 19-12-4-3   | 24-10-2-2   |
| Binghamton                       | 76 | 44 | 24 | 1   | 7   | 96  | .632 | 227 | 188 | 25-9-1-3    | 19-15-0-4   |
| Wilkes-Barre/Scranton            | 76 | 42 | 30 | 2   | 2   | 88  | .579 | 185 | 178 | 19-15-2-2   | 23-15-0-0   |
| Hershey                          | 76 | 36 | 31 | 3   | 6   | 81  | .533 | 204 | 196 | 18-15-3-2   | 18-16-0-4   |
| Norfolk                          | 76 | 37 | 34 | 4   | 1   | 79  | .520 | 188 | 207 | 22-13-3-0   | 15-21-1-1   |
| WESTERN CONFERENCE               |    |    |    |     |     |     |      |     |     |             |             |
| North Division                   |    |    |    |     |     |     |      |     |     |             |             |
| Toronto                          | 76 | 43 | 23 | 3   | 7   | 96  | .632 | 237 | 199 | 26-8-1-3    | 17-15-2-4   |
| Rochester                        | 76 | 43 | 29 | 3   | 1   | 90  | .592 | 234 | 209 | 22-15-0-1   | 21-14-3-0   |
| Lake Erie                        | 76 | 35 | 31 | 3   | 7   | 80  | .526 | 211 | 220 | 16-16-2-4   | 19-15-1-3   |
| Abbotsford                       | 76 | 34 | 32 | 4   | 6   | 78  | .513 | 171 | 198 | 23-12-2-1   | 11-20-2-5   |
| Hamilton                         | 76 | 29 | 41 | 1   | 5   | 64  | .421 | 159 | 228 | 18-17-1-2   | 11-24-0-3   |
| Midwest Division                 |    |    |    |     |     |     |      |     |     |             |             |
| Grand Rapids                     | 76 | 42 | 26 | 4   | 4   | 92  | .605 | 234 | 205 | 21-12-3-2   | 21-14-1-2   |
| Milwaukee                        | 76 | 41 | 28 | 4   | 3   | 89  | .586 | 197 | 200 | 21-12-3-2   | 20-16-1-1   |
| Rockford                         | 76 | 42 | 31 | 2   | 1   | 87  | .572 | 246 | 225 | 21-17-0-0   | 21-14-2-1   |
| Chicago                          | 76 | 37 | 30 | 5   | 4   | 83  | .546 | 204 | 207 | 20-12-2-4   | 17-18-3-0   |
| Peoria                           | 76 | 33 | 35 | 5   | 3   | 74  | .487 | 183 | 218 | 20-13-2-3   | 13-22-3-0   |
| South Division                   |    |    |    |     |     |     |      |     |     |             |             |
| Texas                            | 76 | 43 | 22 | 5   | 6   | 97  | .638 | 235 | 201 | 18-13-2-5   | 25-9-3-1    |
| Charlotte                        | 76 | 42 | 26 | 4   | 4   | 92  | .605 | 226 | 202 | 19-16-2-1   | 23-10-2-3   |
| Oklahoma City                    | 76 | 40 | 25 | 2   | 9   | 91  | .599 | 240 | 228 | 22-11-2-3   | 18-14-0-6   |
| Houston                          | 76 | 40 | 26 | 5   | 5   | 90  | .592 | 212 | 199 | 21-11-3-3   | 19-15-2-2   |
| San Antonio                      | 76 | 29 | 38 | 2   | 7   | 67  | .441 | 195 | 541 | 16-17-0-5   | 13-21-2-2   |

x = Teams who have clinched a playoff spot. y = Teams who have clinched the division title

## 2013 Playoffs

| Conference Quarterfinals |  |       |
|--------------------------|--|-------|
| Series A:                | Providence defeats Hershey               | (3-2) |
| Series B:                | Springfield defeats Manchester           | (3-1) |
| Series C:                | Syracuse defeats Portland                | (3-0) |
| Series D:                | Wilkes-Barre/Scranton defeats Binghamton | (3-0) |
| Series E:                | Texas defeats Milwaukee                  | (3-1) |
| Series F:                | Toronto defeats Rochester                | (3-0) |
| Series G:                | Grand Rapids defeats Houston             | (3-2) |
| Series H:                | Oklahoma City defeats Charlotte          | (3-2) |
| Conference Semifinals    |  |       |
| Series I:                | Wilkes-Barre/Scranton defeats Providence | (4-3) |
| Series J:                | Syracuse defeats Springfield             | (4-0) |
| Series K:                | Oklahoma City defeats Texas              | (4-1) |
| Series L:                | Grand Rapids defeats Toronto             | (4-2) |
| Conference Finals        |  |       |
| Series M:                | Syracuse defeats Wilkes-Barre/Scranton   | (4-1) |
| Series N:                | Grand Rapids defeats Oklahoma City       | (4-3) |
| Calder Cup Finals        |  |       |
| Series O:                | Grand Rapids defeats Syracuse            | (4-2) |

## Attendance Report

| TEAM          | TOTAL            | GAMES       | AVERAGE      |
|---------------|------------------|-------------|--------------|
| Hershey       | 381,764          | 38          | 10,046       |
| Chicago       | 312,732          | 38          | 8,230        |
| Providence    | 311,127          | 38          | 8,188        |
| Grand Rapids  | 291,892          | 38          | 7,680        |
| Lake Erie     | 291,828          | 38          | 7,680        |
| San Antonio   | 268,560          | 38          | 7,067        |
| Houston       | 258,122          | 38          | 6,793        |
| Charlotte     | 257,688          | 38          | 6,781        |
| Toronto       | 253,868          | 38          | 6,681        |
| Rochester     | 239,914          | 38          | 6,314        |
| St. John's    | 238,906          | 38          | 6,287        |
| W-B/Scranton  | 229,453          | 38          | 6,038        |
| Manchester    | 216,816          | 38          | 5,706        |
| Milwaukee     | 213,700          | 38          | 5,624        |
| Norfolk       | 207,156          | 38          | 5,451        |
| Syracuse      | 205,155          | 38          | 5,399        |
| Hamilton      | 203,012          | 38          | 5,342        |
| Bridgeport    | 201,402          | 38          | 5,300        |
| Texas         | 195,533          | 38          | 5,146        |
| Peoria        | 191,024          | 38          | 5,027        |
| Rockford      | 173,292          | 38          | 4,560        |
| Connecticut   | 172,506          | 38          | 4,540        |
| Portland      | 168,890          | 38          | 4,444        |
| Worcester     | 166,203          | 38          | 4,374        |
| Adirondack    | 151,753          | 38          | 3,994        |
| Springfield   | 148,442          | 38          | 3,906        |
| Albany        | 146,696          | 38          | 3,860        |
| Abbotsford    | 143,571          | 38          | 3,778        |
| Binghamton    | 135,260          | 38          | 3,559        |
| Oklahoma City | 134,030          | 38          | 3,527        |
| <b>TOTAL</b>  | <b>6,510,295</b> | <b>1140</b> | <b>5,710</b> |



# RECORD BOOK YEAR-BY-YEAR STANDINGS



## 2013-14 REGULAR SEASON STANDINGS

|                    |    |    |    |     |     |     |       |     |     |      | HOME        | ROAD        |      |
|--------------------|----|----|----|-----|-----|-----|-------|-----|-----|------|-------------|-------------|------|
| EASTERN CONFERENCE |    |    |    |     |     |     |       |     |     |      |             |             |      |
| Atlantic Division  |    |    |    |     |     |     |       |     |     |      |             |             |      |
|                    | GP | W  | L  | OTL | SOL | PTS | PCT   | GF  | GA  | PIM  | W-L-OTL-SOL | W-L-OTL-SOL | S/O  |
| y Manchester       | 76 | 48 | 19 | 3   | 6   | 105 | 0.691 | 244 | 188 | 1005 | 28-7-1-2    | 20-12-2-4   | 5-6  |
| x St. John's       | 76 | 46 | 23 | 2   | 5   | 99  | 0.651 | 258 | 207 | 1318 | 23-10-2-3   | 23-13-0-2   | 4-5  |
| x Providence       | 76 | 40 | 25 | 2   | 9   | 91  | 0.599 | 233 | 210 | 1103 | 21-12-2-3   | 19-13-0-6   | 11-9 |
| Worcester          | 76 | 36 | 34 | 4   | 2   | 78  | 0.513 | 189 | 226 | 1278 | 19-17-1-1   | 17-17-3-1   | 10-2 |
| Portland           | 76 | 24 | 39 | 3   | 10  | 61  | 0.401 | 222 | 284 | 1568 | 10-19-0-9   | 14-20-3-1   | 5-10 |
| Northwest Division |    |    |    |     |     |     |       |     |     |      |             |             |      |
| y Springfield      | 76 | 47 | 23 | 1   | 5   | 100 | 0.658 | 247 | 212 | 1255 | 23-12-0-3   | 24-11-1-2   | 10-5 |
| x Albany           | 76 | 40 | 23 | 5   | 8   | 93  | 0.612 | 220 | 193 | 1045 | 24-9-3-2    | 16-14-2-6   | 7-8  |
| Hartford           | 76 | 37 | 32 | 1   | 6   | 81  | 0.533 | 202 | 220 | 1493 | 21-13-0-4   | 16-19-1-2   | 6-6  |
| Adirondack         | 76 | 30 | 38 | 2   | 6   | 68  | 0.447 | 182 | 225 | 1822 | 16-17-1-4   | 14-21-1-2   | 4-6  |
| Bridgeport         | 76 | 28 | 40 | 2   | 6   | 64  | 0.421 | 183 | 238 | 1832 | 17-19-1-1   | 11-21-1-5   | 4-6  |
| East Division      |    |    |    |     |     |     |       |     |     |      |             |             |      |
| y Binghamton       | 76 | 44 | 24 | 3   | 5   | 96  | 0.632 | 276 | 232 | 1481 | 24-8-2-4    | 20-16-1-1   | 3-5  |
| x W-B/Scranton     | 76 | 42 | 26 | 3   | 5   | 92  | 0.605 | 206 | 185 | 1532 | 21-14-1-2   | 21-12-2-3   | 4-5  |
| x Norfolk          | 76 | 40 | 26 | 3   | 7   | 90  | 0.592 | 201 | 192 | 1394 | 20-13-1-4   | 20-13-2-3   | 10-7 |
| Hershey            | 76 | 39 | 27 | 5   | 5   | 88  | 0.579 | 221 | 213 | 1330 | 24-10-1-3   | 15-17-4-2   | 7-5  |
| Syracuse           | 76 | 31 | 32 | 4   | 9   | 75  | 0.493 | 198 | 232 | 1751 | 17-12-2-7   | 14-20-2-2   | 3-9  |
| WESTERN CONFERENCE |    |    |    |     |     |     |       |     |     |      |             |             |      |
| North Division     |    |    |    |     |     |     |       |     |     |      |             |             |      |
| y Toronto          | 76 | 45 | 25 | 2   | 4   | 96  | 0.632 | 223 | 202 | 1644 | 25-10-1-2   | 20-15-1-2   | 5-4  |
| x Rochester        | 76 | 37 | 28 | 6   | 5   | 85  | 0.559 | 216 | 217 | 1165 | 22-10-3-3   | 15-18-3-2   | 3-5  |
| Utica              | 76 | 35 | 32 | 5   | 4   | 79  | 0.520 | 187 | 216 | 1092 | 16-17-2-3   | 19-15-3-1   | 7-4  |
| Lake Erie          | 76 | 32 | 33 | 1   | 10  | 75  | 0.493 | 197 | 232 | 1622 | 20-13-1-4   | 12-20-0-6   | 8-10 |
| Hamilton           | 76 | 33 | 35 | 1   | 7   | 74  | 0.487 | 182 | 224 | 1350 | 14-19-1-4   | 19-16-0-3   | 5-7  |
| Midwest Division   |    |    |    |     |     |     |       |     |     |      |             |             |      |
| y Chicago          | 76 | 45 | 21 | 5   | 5   | 100 | 0.658 | 239 | 191 | 1026 | 25-8-3-2    | 20-13-2-3   | 8-5  |
| x Grand Rapids     | 76 | 46 | 23 | 2   | 5   | 99  | 0.651 | 238 | 187 | 945  | 23-13-0-2   | 23-10-2-3   | 5-5  |
| x Milwaukee        | 76 | 39 | 24 | 6   | 7   | 91  | 0.599 | 215 | 199 | 1211 | 24-9-3-2    | 15-15-3-5   | 5-7  |
| Rockford           | 76 | 35 | 32 | 5   | 4   | 79  | 0.520 | 234 | 262 | 1159 | 24-11-1-2   | 11-21-4-2   | 4-4  |
| Iowa               | 76 | 27 | 36 | 7   | 6   | 67  | 0.441 | 169 | 235 | 1221 | 11-22-3-2   | 16-14-4-4   | 8-6  |
| South Division     |    |    |    |     |     |     |       |     |     |      |             |             |      |
| y Texas            | 76 | 48 | 18 | 3   | 7   | 106 | 0.697 | 274 | 197 | 923  | 29-8-0-1    | 19-10-3-6   | 2-7  |
| x Abbotsford       | 76 | 43 | 25 | 5   | 3   | 94  | 0.618 | 237 | 215 | 966  | 20-11-4-3   | 23-14-1-0   | 5-3  |
| x Oklahoma City    | 76 | 36 | 29 | 2   | 9   | 83  | 0.546 | 239 | 256 | 1241 | 23-12-1-2   | 13-17-1-7   | 4-9  |
| Charlotte          | 76 | 37 | 36 | 1   | 2   | 77  | 0.507 | 228 | 241 | 1118 | 19-18-1-0   | 18-18-0-2   | 4-2  |
| San Antonio        | 76 | 30 | 37 | 3   | 6   | 69  | 0.454 | 206 | 235 | 1082 | 18-14-3-3   | 12-23-0-3   | 12-6 |

x = Teams who have clinched a playoff spot. y = Teams who have clinched the division title

### 2014 Playoffs

| Conference Quarterfinals |  |       |
|--------------------------|--|-------|
| Series A:                | Norfolk defeats Manchester               | (3-1) |
| Series B:                | Providence defeats Springfield           | (3-2) |
| Series C:                | Wilkes-Barre/Scranton defeats Binghamton | (3-1) |
| Series D:                | St. John's defeats Albany                | (3-1) |
| Series E:                | Texas defeats Oklahoma City              | (3-0) |
| Series F:                | Chicago defeats Rochester                | (3-2) |
| Series G:                | Toronto defeats Milwaukee                | (3-0) |
| Series H:                | Grand Rapids defeats Abbotsford          | (3-1) |
| Conference Semifinals    |  |       |
| Series I:                | St. John's defeats Norfolk               | (4-2) |
| Series J:                | Wilkes-Barre/Scranton defeats Providence | (4-3) |
| Series K:                | Texas defeats Grand Rapids               | (4-2) |
| Series L:                | Toronto defeats Chicago                  | (4-0) |
| Conference Finals        |  |       |
| Series M:                | St. John's defeats Wilkes-Barre/Scranton | (4-2) |
| Series N:                | Texas defeats Toronto                    | (4-3) |
| Calder Cup Finals        |  |       |
| Series O:                | Texas defeats St. John's                 | (4-1) |

### Attendance Report

| TEAM          | TOTAL            | GAMES       | AVERAGE      |
|---------------|------------------|-------------|--------------|
| Hershey       | 367,238          | 38          | 9,664        |
| Grand Rapids  | 312,355          | 38          | 8,220        |
| Lake Erie     | 309,472          | 38          | 8,144        |
| Providence    | 309,113          | 38          | 8,135        |
| Chicago       | 301,214          | 38          | 7,927        |
| San Antonio   | 266,053          | 38          | 7,001        |
| Charlotte     | 241,685          | 38          | 6,360        |
| St. John's    | 238,906          | 38          | 6,287        |
| Toronto       | 228,490          | 38          | 6,013        |
| Iowa          | 223,559          | 38          | 5,883        |
| Milwaukee     | 222,082          | 38          | 5,844        |
| W-B/Scranton  | 220,556          | 38          | 5,804        |
| Manchester    | 213,104          | 38          | 5,608        |
| Syracuse      | 211,815          | 38          | 5,574        |
| Rochester     | 205,669          | 38          | 5,412        |
| Texas         | 201,174          | 38          | 5,294        |
| Norfolk       | 190,143          | 38          | 5,004        |
| Hamilton      | 187,938          | 38          | 4,946        |
| Bridgeport    | 184,688          | 38          | 4,860        |
| Rockford      | 182,540          | 38          | 4,804        |
| Adirondack    | 159,289          | 38          | 4,192        |
| Hartford      | 154,680          | 38          | 4,071        |
| Worcester     | 150,402          | 38          | 3,958        |
| Binghamton    | 149,560          | 38          | 3,936        |
| Springfield   | 143,916          | 38          | 3,787        |
| Utica         | 130,518          | 38          | 3,435        |
| Albany        | 127,673          | 38          | 3,360        |
| Oklahoma City | 127,228          | 38          | 3,348        |
| Abbotsford    | 114,250          | 38          | 3,007        |
| Portland      | 83,040           | 38          | 2,185        |
| <b>TOTAL</b>  | <b>6,158,350</b> | <b>1140</b> | <b>5,402</b> |



# RECORD BOOK YEAR-BY-YEAR STANDINGS



| 2014-15 REGULAR SEASON STANDINGS |    |    |    |     |     |     |       |     |     |      |             | HOME        | ROAD |
|----------------------------------|----|----|----|-----|-----|-----|-------|-----|-----|------|-------------|-------------|------|
| EASTERN CONFERENCE               |    |    |    |     |     |     |       |     |     |      |             |             |      |
| Atlantic Division                |    |    |    |     |     |     |       |     |     |      |             |             |      |
|                                  | GP | W  | L  | OTL | SOL | PTS | PCT   | GF  | GA  | PIM  | W-L-OTL-SOL | W-L-OTL-SOL | S/O  |
| 1. y Manchester                  | 76 | 50 | 17 | 6   | 3   | 109 | .717  | 241 | 176 | 1310 | 30-7-1-0    | 20-10-5-3   | 2-3  |
| 2. x Providence                  | 76 | 41 | 26 | 7   | 2   | 91  | .599  | 209 | 185 | 989  | 25-12-0-1   | 16-14-7-1   | 1-2  |
| 3. x Worcester                   | 76 | 41 | 29 | 4   | 2   | 88  | .579  | 224 | 198 | 809  | 22-13-2-1   | 19-16-2-1   | 2-2  |
| 4. x Portland                    | 76 | 39 | 28 | 7   | 2   | 87  | .572  | 203 | 190 | 1187 | 22-10-5-1   | 17-18-2-1   | 2-2  |
| 5. St. John's                    | 76 | 32 | 33 | 9   | 2   | 75  | .493  | 183 | 235 | 1215 | 18-15-5-0   | 14-18-4-2   | 5-2  |
| Northwest Division               |    |    |    |     |     |     |       |     |     |      |             |             |      |
| 1. y Hartford                    | 76 | 43 | 24 | 5   | 4   | 95  | .625  | 221 | 214 | 1143 | 24-8-4-2    | 19-16-1-2   | 2-4  |
| 2. x Syracuse                    | 76 | 41 | 25 | 10  | 0   | 92  | .605  | 218 | 219 | 1550 | 22-10-6-0   | 19-15-4-0   | 3-0  |
| 3. Springfield                   | 76 | 38 | 28 | 8   | 2   | 86  | .566  | 192 | 209 | 1269 | 19-13-5-1   | 19-15-3-1   | 5-2  |
| 4. Albany                        | 76 | 37 | 28 | 5   | 6   | 85  | .559  | 199 | 201 | 1368 | 20-12-2-4   | 17-16-3-2   | 2-6  |
| 5. Bridgeport                    | 76 | 28 | 40 | 2   | 6   | 64  | 0.421 | 183 | 238 | 1832 | 17-19-1-1   | 11-21-1-5   | 3-1  |
| East Division                    |    |    |    |     |     |     |       |     |     |      |             |             |      |
| 1. y Hershey                     | 76 | 46 | 22 | 5   | 3   | 100 | .658  | 218 | 181 | 1507 | 26-7-3-2    | 20-15-2-1   | 2-3  |
| 2. x W-B/Scranton                | 76 | 44 | 24 | 3   | 4   | 97  | .638  | 212 | 163 | 1338 | 23-14-0-1   | 22-10-3-3   | 0-4  |
| 3. Binghamton                    | 76 | 34 | 34 | 7   | 1   | 76  | .500  | 242 | 258 | 1620 | 19-14-4-1   | 15-20-3-0   | 1-1  |
| 4. Lehigh Valley                 | 76 | 33 | 35 | 7   | 1   | 74  | .487  | 194 | 237 | 1834 | 17-15-5-1   | 16-20-2-0   | 7-1  |
| 5. Norfolk                       | 76 | 27 | 39 | 6   | 4   | 64  | .421  | 168 | 219 | 1452 | 15-17-5-1   | 12-22-1-3   | 0-4  |
| WESTERN CONFERENCE               |    |    |    |     |     |     |       |     |     |      |             |             |      |
| North Division                   |    |    |    |     |     |     |       |     |     |      |             |             |      |
| 1. y Utica                       | 76 | 47 | 20 | 7   | 2   | 103 | .678  | 219 | 182 | 978  | 25-10-3-0   | 22-10-4-2   | 2-2  |
| 2. x Toronto                     | 76 | 40 | 27 | 9   | 0   | 89  | .586  | 207 | 203 | 1129 | 20-13-5-0   | 20-14-4-0   | 1-0  |
| 3. Hamilton                      | 76 | 34 | 29 | 12  | 1   | 81  | .533  | 201 | 208 | 1179 | 15-16-6-1   | 19-13-6-0   | 0-1  |
| 4. Adirondack                    | 76 | 35 | 33 | 6   | 2   | 78  | .513  | 233 | 240 | 1396 | 17-17-4-0   | 18-16-2-2   | 1-2  |
| 5. Rochester                     | 76 | 29 | 41 | 5   | 1   | 64  | .421  | 209 | 251 | 1189 | 17-19-2-0   | 12-22-3-1   | 2-1  |
| Midwest Division                 |    |    |    |     |     |     |       |     |     |      |             |             |      |
| 1. y Grand Rapids                | 76 | 46 | 22 | 6   | 2   | 100 | .658  | 249 | 185 | 869  | 23-10-4-1   | 23-12-2-1   | 2-2  |
| 2. x Rockford                    | 76 | 46 | 26 | 5   | 2   | 99  | .651  | 222 | 180 | 1197 | 24-9-4-1    | 22-14-1-1   | 3-2  |
| 3. x Chicago                     | 76 | 40 | 29 | 6   | 1   | 87  | .572  | 210 | 198 | 1076 | 19-15-3-1   | 21-14-3-0   | 1-1  |
| 4. Lake Erie                     | 76 | 35 | 29 | 8   | 4   | 82  | .539  | 211 | 240 | 1112 | 18-15-3-2   | 17-14-5-2   | 2-4  |
| 5. Milwaukee                     | 76 | 33 | 28 | 8   | 7   | 81  | .533  | 206 | 218 | 1186 | 16-16-2-4   | 17-12-6-3   | 2-7  |
| West Division                    |    |    |    |     |     |     |       |     |     |      |             |             |      |
| 1. y San Antonio                 | 76 | 45 | 23 | 7   | 1   | 98  | .645  | 248 | 222 | 1237 | 23-11-4-0   | 22-12-3-1   | 6-1  |
| 2. x Texas                       | 76 | 40 | 22 | 13  | 1   | 94  | .618  | 242 | 216 | 908  | 20-9-8-1    | 20-13-5-0   | 2-1  |
| 3. x Oklahoma City               | 76 | 41 | 27 | 5   | 3   | 90  | .592  | 224 | 212 | 1098 | 21-12-3-2   | 20-15-2-1   | 0-3  |
| 4. Charlotte                     | 76 | 31 | 38 | 6   | 1   | 69  | .454  | 172 | 231 | 1314 | 19-16-2-1   | 12-22-4-0   | 5-1  |
| 5. Iowa                          | 76 | 23 | 49 | 2   | 2   | 50  | .329  | 172 | 245 | 1028 | 10-26-1-1   | 13-23-1-1   | 1-2  |

x = Teams who have clinched a playoff spot. y = Teams who have clinched the division title

## 2015 Playoffs

| Conference Quarterfinals |  |
|--------------------------|--|
| Series A:                | Manchester defeats Portland (3-2)              |
| Series B:                | Hershey defeats Worcester (3-1)                |
| Series C:                | Hartford defeats Providence (3-2)              |
| Series D:                | Wilkes-Barre/Scranton defeats Syracuse (3-0)   |
| Series E:                | Utica defeats Chicago (3-2)                    |
| Series F:                | Grand Rapids defeats Toronto (3-2)             |
| Series G:                | San Antonio defeats Oklahoma City (3-0)        |
| Series H:                | Rockford defeats Texas (3-0)                   |
| Conference Semifinals    |  |
| Series I:                | Manchester defeats Wilkes-Barre/Scranton (4-1) |
| Series J:                | Hartford defeats Hershey (4-2)                 |
| Series K:                | Utica defeats Oklahoma City (4-3)              |
| Series L:                | Grand Rapids defeats Rockford (4-1)            |
| Conference Finals        |  |
| Series M:                | Manchester defeats Hartford (4-0)              |
| Series N:                | Utica defeats Grand Rapids (4-2)               |
| Calder Cup Finals        |  |
| Series O:                | Manchester defeats Utica (4-1)                 |

## Attendance Report

| TEAM                  | TOTAL           | GAMES        | AVERAGE      |
|-----------------------|-----------------|--------------|--------------|
| Hershey               | 372,070         | 38           | 9,791        |
| Providence            | 318,786         | 38           | 8,389        |
| Lake Erie             | 316,589         | 38           | 8,331        |
| Lehigh Valley         | 310,199         | 38           | 8,163        |
| Grand Rapids          | 307,110         | 38           | 8,082        |
| Chicago               | 302,388         | 38           | 7,958        |
| San Antonio           | 250,014         | 38           | 6,579        |
| Rochester             | 234,276         | 38           | 6,165        |
| Syracuse              | 227,472         | 38           | 5,986        |
| Charlotte             | 221,249         | 38           | 5,822        |
| Milwaukee             | 220,745         | 38           | 5,809        |
| St. John's            | 219,559         | 38           | 5,778        |
| Wilkes-Barre/Scranton | 216,908         | 38           | 5,708        |
| Iowa                  | 215,031         | 38           | 5,659        |
| Manchester            | 213,606         | 38           | 5,621        |
| Toronto               | 203,190         | 38           | 5,347        |
| Texas                 | 190,088         | 38           | 5,002        |
| Rockford              | 183,701         | 38           | 4,834        |
| Norfolk               | 180,582         | 38           | 4,752        |
| Bridgeport            | 180,263         | 38           | 4,744        |
| Hartford              | 169,766         | 38           | 4,468        |
| Hamilton              | 169,179         | 38           | 4,452        |
| Worcester             | 146,195         | 38           | 3,847        |
| Binghamton            | 143,363         | 38           | 3,773        |
| Utica                 | 141,350         | 38           | 3,720        |
| Adirondack            | 138,386         | 38           | 3,642        |
| Albany                | 126,286         | 38           | 3,323        |
| Springfield           | 124,377         | 38           | 3,273        |
| Oklahoma City         | 123,949         | 38           | 3,262        |
| Portland              | 112,604         | 38           | 2,963        |
| <b>TOTAL</b>          | <b>6,279,81</b> | <b>1,140</b> | <b>5,508</b> |



# RECORD BOOK YEAR-BY-YEAR STANDINGS



| 2015-16 REGULAR SEASON STANDINGS |    |    |    |     |     |     |      |      |     |      | HOME        | ROAD        |     |
|----------------------------------|----|----|----|-----|-----|-----|------|------|-----|------|-------------|-------------|-----|
| EASTERN CONFERENCE               |    |    |    |     |     |     |      |      |     |      |             |             |     |
| Atlantic Division                |    |    |    |     |     |     |      |      |     |      |             |             |     |
|                                  | GP | W  | L  | OTL | SOL | PTS | PCT  | GF   | GA  | PIM  | W-L-OTL-SOL | W-L-OTL-SOL | S/O |
| 1. y Hershey                     | 76 | 43 | 21 | 5   | 7   | 98  | .645 | 259  | 220 | 1083 | 24-7-2-5    | 19-14-3-2   | 6-7 |
| 2. x Providence                  | 76 | 41 | 22 | 9   | 4   | 95  | .625 | 238  | 198 | 967  | 23-7-4-4    | 18-15-5-0   | 2-4 |
| 3. x W-B/Scranton                | 76 | 43 | 27 | 4   | 2   | 92  | .605 | 230  | 203 | 1170 | 20-15-2-1   | 23-12-2-1   | 1-2 |
| 4. x Portland                    | 76 | 41 | 27 | 6   | 2   | 90  | .592 | 215  | 207 | 93   | 22-15-0-1   | 19-12-6-1   | 1-2 |
| 5. x Bridgeport                  | 76 | 40 | 29 | 4   | 3   | 87  | .572 | 209  | 220 | 1412 | 22-14-0-2   | 18-15-4-1   | 3-3 |
| 6. Hartford                      | 76 | 41 | 32 | 3   | 0   | 85  | .559 | 202  | 199 | 754  | 20-16-2-0   | 21-16-1-0   | 7-0 |
| 7. Lehigh Valley                 | 76 | 34 | 35 | 4   | 3   | 75  | .493 | 215  | 222 | 1012 | 14-21-1-2   | 20-14-3-1   | 5-3 |
| 8. Springfield                   | 76 | 26 | 42 | 3   | 5   | 60  | .395 | 194  | 265 | 1050 | 16-20-1-1   | 10-22-2-4   | 2-5 |
| North Division                   |    |    |    |     |     |     |      |      |     |      |             |             |     |
| 1. y Toronto                     | 76 | 54 | 16 | 5   | 1   | 114 | .750 | 294  | 191 | 936  | 27-9-2-0    | 27-7-3-1    | 4-1 |
| 2. x Albany                      | 76 | 46 | 20 | 8   | 2   | 102 | .671 | 212  | 167 | 1232 | 27-7-3-1    | 19-13-5-1   | 2-2 |
| 3. x Utica                       | 76 | 38 | 26 | 8   | 4   | 88  | .579 | 224  | 217 | 1051 | 18-11-5-4   | 20-15-3-0   | 1-4 |
| 4. Syracuse                      | 76 | 32 | 29 | 11  | 4   | 79  | .520 | 213  | 240 | 1319 | 18-15-2-3   | 14-14-9-1   | 2-4 |
| 5. St. John's                    | 76 | 32 | 33 | 8   | 3   | 75  | .493 | 208  | 239 | 1203 | 18-13-6-1   | 14-20-2-2   | 2-3 |
| 6. Rochester                     | 76 | 34 | 38 | 3   | 1   | 72  | .474 | 199  | 249 | 971  | 19-16-2-1   | 15-22-1-0   | 3-1 |
| 7. Binghamton                    | 76 | 31 | 38 | 6   | 1   | 69  | .454 | 204  | 241 | 1371 | 18-15-4-1   | 13-23-2-0   | 2-1 |
| WESTERN CONFERENCE               |    |    |    |     |     |     |      |      |     |      |             |             |     |
| Central Division                 |    |    |    |     |     |     |      |      |     |      |             |             |     |
| 1. y Milwaukee                   | 76 | 48 | 23 | 3   | 2   | 101 | .664 | 224  | 193 | 1045 | 26-11-0-1   | 22-12-3-1   | 7-2 |
| 2. x Lake Erie                   | 76 | 43 | 22 | 6   | 5   | 97  | .638 | 211  | 188 | 1162 | 25-8-1-4    | 18-14-5-1   | 2-5 |
| 3. x Rockford                    | 76 | 40 | 22 | 10  | 4   | 94  | .618 | 214  | 205 | 1292 | 23-9-3-3    | 17-13-7-1   | 2-4 |
| 4. x Grand Rapids                | 76 | 44 | 30 | 1   | 1   | 90  | .592 | 238  | 195 | 1096 | 25-12-1-0   | 19-18-0-1   | 1-1 |
| 5. Charlotte                     | 76 | 36 | 32 | 3   | 5   | 80  | .526 | 214  | 229 | 1078 | 17-17-2-2   | 19-15-1-3   | 6-5 |
| 6. Chicago                       | 76 | 33 | 35 | 5   | 3   | 74  | .487 | 194  | 228 | 1230 | 20-16-1-1   | 13-19-4-2   | 4-3 |
| 7. Manitoba                      | 76 | 26 | 41 | 4   | 5   | 61  | .401 | 180  | 250 | 1077 | 16-17-2-3   | 10-24-2-2   | 0-5 |
| 8. Iowa                          | 76 | 24 | 41 | 5   | 6   | 59  | .388 | 169  | 225 | 933  | 11-21-3-3   | 13-20-2-3   | 3-6 |
| Pacific Division                 |    |    |    |     |     |     |      |      |     |      |             |             |     |
| 1. y Ontario                     | 68 | 44 | 19 | 4   | 1   | 93  | .684 | 1103 | 192 | 138  | 22-8-3-1    | 22-11-1-0   | 0-1 |
| 2. x San Diego                   | 68 | 39 | 23 | 4   | 2   | 84  | .618 | 1269 | 208 | 200  | 20-10-3-1   | 19-13-1-1   | 4-2 |
| 3. x Texas                       | 76 | 40 | 25 | 8   | 3   | 91  | .599 | 878  | 277 | 246  | 21-11-6-0   | 19-14-2-3   | 3-3 |
| 4. x San Jose                    | 68 | 31 | 26 | 8   | 3   | 73  | .537 | 852  | 198 | 193  | 18-13-2-1   | 13-13-6-2   | 3-3 |
| 5. Bakersfield                   | 68 | 31 | 28 | 7   | 2   | 71  | .522 | 953  | 212 | 222  | 17-13-3-1   | 14-15-4-1   | 1-2 |
| 6. Stockton                      | 68 | 32 | 32 | 2   | 2   | 68  | .500 | 1055 | 194 | 224  | 22-11-1-0   | 10-21-1-2   | 4-2 |
| 7. San Antonio                   | 76 | 33 | 35 | 8   | 0   | 74  | .487 | 1136 | 213 | 240  | 15-20-3-0   | 18-15-5-0   | 3-0 |

x = Teams who have clinched a playoff spot. y = Teams who have clinched the division title

## 2016 Playoffs

| Conference Quarterfinals |  |
|--------------------------|--|
| Series A:                | Hershey defeats Portland (3-2)                 |
| Series B:                | Wilkes-Barre/Scranton defeats Providence (3-0) |
| Series C:                | Toronto defeats Bridgeport (3-0)               |
| Series D:                | Albany defeats Utica (3-1)                     |
| Series E:                | Grand Rapids defeats Milwaukee (3-0)           |
| Series F:                | Lake Erie defeats Rockford (3-0)               |
| Series G:                | Ontario defeats San Jose (3-1)                 |
| Series H:                | San Diego defeats Texas (3-1)                  |
| Conference Semifinals    |  |
| Series I:                | Hershey defeats Wilkes-Barre/Scranton (4-3)    |
| Series J:                | Toronto defeats Albany (4-3)                   |
| Series K:                | Lake Erie defeats Grand Rapids (4-2)           |
| Series L:                | Ontario defeats San Diego (4-1)                |
| Conference Finals        |  |
| Series M:                | Hershey defeats Toronto (4-1)                  |
| Series N:                | Lake Erie defeats Ontario (4-0)                |
| Calder Cup Finals        |  |
| Series O:                | Lake Erie defeats Hershey (4-0)                |

## Attendance Report

| TEAM             | TOTAL            | GAMES        | AVERAGE      |
|------------------|------------------|--------------|--------------|
| Hershey          | 372,008          | 38           | 9,790        |
| Lake Erie        | 326,654          | 38           | 8,596        |
| Grand Rapids     | 324,629          | 38           | 8,543        |
| Providence       | 319,601          | 38           | 8,411        |
| Lehigh Valley    | 313,286          | 38           | 8,244        |
| Chicago          | 302,580          | 38           | 7,963        |
| San Diego        | 294,962          | 34           | 8,675        |
| Ontario          | 291,366          | 34           | 8,570        |
| Manitoba         | 276,845          | 38           | 7,285        |
| Toronto          | 242,940          | 38           | 6,393        |
| Milwaukee        | 234,404          | 38           | 6,196        |
| San Antonio      | 233,212          | 38           | 6,137        |
| <b>Rochester</b> | <b>230,550</b>   | <b>38</b>    | <b>6,067</b> |
| Iowa             | 222,135          | 38           | 5,846        |
| Charlotte        | 218,494          | 38           | 5,750        |
| St. John's       | 217,228          | 38           | 5,717        |
| W-B/Scranton     | 214,885          | 38           | 5,655        |
| Syracuse         | 205,583          | 38           | 5,410        |
| Texas            | 192,652          | 38           | 5,067        |
| Rockford         | 190,525          | 38           | 5,014        |
| Bakersfield      | 176,613          | 34           | 5,195        |
| Hartford         | 168,728          | 38           | 4,440        |
| Stockton         | 158,011          | 34           | 4,647        |
| San Jose         | 150,679          | 34           | 4,432        |
| Bridgeport       | 149,727          | 38           | 3,940        |
| Utica            | 146,680          | 38           | 3,860        |
| Binghamton       | 144,852          | 38           | 3,812        |
| Albany           | 127,889          | 38           | 3,366        |
| Portland         | 127,806          | 38           | 3,363        |
| Springfield      | 118,092          | 38           | 3,108        |
| <b>TOTAL</b>     | <b>6,693,526</b> | <b>1,120</b> | <b>5,982</b> |



# RECORD BOOK YEAR-BY-YEAR STANDINGS



## 2016-17 REGULAR SEASON STANDINGS

|                    |    |    |    |     |     |     |      |     |     |      | HOME        | ROAD        |     |
|--------------------|----|----|----|-----|-----|-----|------|-----|-----|------|-------------|-------------|-----|
| EASTERN CONFERENCE |    |    |    |     |     |     |      |     |     |      |             |             |     |
| Atlantic Division  |    |    |    |     |     |     |      |     |     |      |             |             |     |
|                    | GP | W  | L  | OTL | SOL | PTS | PCT  | GF  | GA  | PIM  | W-L-OTL-SOL | W-L-OTL-SOL | S/O |
| 1. y W-B/Scranton  | 76 | 51 | 20 | 3   | 2   | 107 | .704 | 247 | 170 | 1029 | 27-9-0-2    | 24-11-3-0   | 1-2 |
| 2. x Lehigh Valley | 76 | 48 | 23 | 5   | 0   | 101 | .664 | 260 | 219 | 956  | 23-11-4-0   | 25-12-1-0   | 3-0 |
| 3. x Hershey       | 76 | 43 | 22 | 8   | 3   | 97  | .638 | 252 | 211 | 1071 | 24-8-5-1    | 19-14-3-2   | 0-3 |
| 4. x Providence    | 76 | 43 | 23 | 6   | 4   | 96  | .632 | 229 | 188 | 879  | 23-12-2-1   | 20-11-4-3   | 3-4 |
| 5. Bridgeport      | 76 | 44 | 28 | 3   | 1   | 92  | .605 | 220 | 212 | 1088 | 25-13-0-0   | 19-15-3-1   | 5-1 |
| 6. Springfield     | 76 | 32 | 33 | 9   | 2   | 75  | .493 | 197 | 206 | 1153 | 19-16-2-1   | 13-17-7-1   | 2-2 |
| 7. Hartford        | 76 | 24 | 46 | 4   | 2   | 54  | .355 | 194 | 280 | 889  | 13-23-2-0   | 11-23-2-2   | 3-2 |
| North Division     |    |    |    |     |     |     |      |     |     |      |             |             |     |
| 1. y Syracuse      | 76 | 38 | 24 | 7   | 7   | 90  | .592 | 232 | 227 | 1371 | 23-9-2-4    | 15-15-5-3   | 2-7 |
| 2. x Toronto       | 76 | 42 | 29 | 4   | 1   | 89  | .586 | 245 | 207 | 1084 | 24-11-3-0   | 18-18-1-1   | 3-1 |
| 3. x Albany        | 76 | 39 | 32 | 2   | 3   | 83  | .546 | 204 | 206 | 1147 | 22-13-1-2   | 17-19-1-1   | 3-3 |
| 4. x St. John's    | 76 | 36 | 30 | 8   | 2   | 82  | .539 | 216 | 220 | 1162 | 17-15-5-1   | 19-15-3-1   | 3-2 |
| 5. Utica           | 76 | 35 | 32 | 7   | 2   | 79  | .520 | 195 | 220 | 916  | 19-14-4-1   | 16-18-3-1   | 2-2 |
| 6. Rochester       | 76 | 32 | 41 | 0   | 3   | 67  | .441 | 205 | 240 | 858  | 19-16-0-3   | 13-25-0-0   | 1-3 |
| 7. Binghamton      | 76 | 28 | 44 | 2   | 2   | 60  | .395 | 190 | 266 | 944  | 15-21-1-1   | 13-23-1-1   | 3-2 |
| WESTERN CONFERENCE |    |    |    |     |     |     |      |     |     |      |             |             |     |
| Central Division   |    |    |    |     |     |     |      |     |     |      |             |             |     |
| 1. y Chicago       | 76 | 44 | 19 | 8   | 5   | 101 | .664 | 251 | 200 | 947  | 27-7-3-1    | 17-12-5-4   | 2-5 |
| 2. x Grand Rapids  | 76 | 47 | 23 | 1   | 5   | 100 | .658 | 251 | 190 | 845  | 25-11-0-2   | 22-12-1-3   | 3-5 |
| 3. x Milwaukee     | 76 | 43 | 26 | 4   | 3   | 93  | .612 | 225 | 215 | 1195 | 20-15-3-0   | 23-11-1-3   | 2-3 |
| 4. x Charlotte     | 76 | 39 | 29 | 7   | 1   | 86  | .566 | 212 | 208 | 827  | 27-10-1-0   | 12-19-6-1   | 3-1 |
| 5. Cleveland       | 76 | 39 | 29 | 4   | 4   | 86  | .566 | 195 | 198 | 1028 | 22-12-2-2   | 17-17-2-2   | 7-4 |
| 6. Iowa            | 76 | 36 | 31 | 7   | 2   | 81  | .533 | 182 | 196 | 834  | 17-16-3-2   | 19-15-4-0   | 3-2 |
| 7. Manitoba        | 76 | 29 | 37 | 5   | 5   | 68  | .447 | 197 | 242 | 1113 | 15-17-3-3   | 14-20-2-2   | 2-5 |
| 8. Rockford        | 76 | 25 | 39 | 9   | 3   | 62  | .408 | 175 | 246 | 973  | 16-15-5-2   | 9-24-4-1    | 6-3 |
| Pacific Division   |    |    |    |     |     |     |      |     |     |      |             |             |     |
| 1. y San Jose      | 68 | 43 | 16 | 4   | 5   | 95  | .699 | 232 | 176 | 1051 | 24-6-2-2    | 19-10-2-3   | 1-5 |
| 2. x San Diego     | 68 | 43 | 20 | 3   | 2   | 91  | .669 | 221 | 178 | 1002 | 23-9-1-1    | 20-11-2-1   | 4-2 |
| 3. x Ontario       | 68 | 36 | 21 | 10  | 1   | 83  | .610 | 199 | 190 | 986  | 22-9-2-1    | 14-12-8-0   | 2-1 |
| 4. x Stockton      | 68 | 34 | 25 | 7   | 2   | 77  | .566 | 212 | 192 | 1235 | 21-8-4-1    | 13-17-3-1   | 1-2 |
| 5. Bakersfield     | 68 | 33 | 29 | 5   | 1   | 72  | .529 | 200 | 188 | 706  | 20-12-2-0   | 13-17-3-1   | 1-1 |
| 6. Tucson          | 68 | 29 | 31 | 8   | 0   | 66  | .485 | 187 | 237 | 1126 | 17-14-3-0   | 12-17-5-0   | 3-0 |
| 7. Texas           | 76 | 34 | 37 | 1   | 4   | 73  | .480 | 224 | 265 | 1054 | 20-16-0-2   | 14-21-1-2   | 3-4 |
| 8. San Antonio     | 76 | 27 | 42 | 5   | 2   | 61  | .401 | 184 | 240 | 1025 | 14-18-5-1   | 13-24-0-1   | 2-2 |

x = Teams who have clinched a playoff spot. y = Teams who have clinched the division title

## 2017 Playoffs

| Conference Quarterfinals |  |
|--------------------------|--|
| Series A:                | Providence defeats Wilkes-Barre/Scranton (3-2) |
| Series B:                | Hershey defeats Lehigh Valley (3-2)            |
| Series C:                | Syracuse defeats St. John's (3-1)              |
| Series D:                | Toronto defeats Albany (3-1)                   |
| Series E:                | Chicago defeats Charlotte (3-2)                |
| Series F:                | Grand Rapids defeats Milwaukee (3-0)           |
| Series G:                | San Jose defeats Stockton (3-2)                |
| Series H:                | San Diego defeats Ontario (3-2)                |
| Conference Semifinals    |  |
| Series I:                | Providence defeats Hershey (4-3)               |
| Series J:                | Syracuse defeats Toronto (4-3)                 |
| Series K:                | Grand Rapids defeats Chicago (4-1)             |
| Series L:                | San Jose defeats San Diego (4-1)               |
| Conference Finals        |  |
| Series M:                | Syracuse defeats Providence (4-1)              |
| Series N:                | Grand Rapids defeats San Jose (4-1)            |
| Calder Cup Finals        |  |
| Series O:                | Grand Rapids defeats Syracuse (4-2)            |

## Attendance Report

| TEAM                  | TOTAL            | GAMES        | AVERAGE      |
|-----------------------|------------------|--------------|--------------|
| Hershey               | 353,759          | 38           | 9,309        |
| Cleveland             | 344,094          | 38           | 9,055        |
| Providence            | 313,994          | 38           | 8,263        |
| Grand Rapids          | 313,312          | 38           | 8,245        |
| Chicago               | 302,757          | 38           | 7,967        |
| San Diego             | 301,776          | 34           | 8,876        |
| Lehigh Valley         | 301,568          | 38           | 7,936        |
| Ontario               | 274,300          | 34           | 8,068        |
| San Antonio           | 243,509          | 38           | 6,408        |
| Charlotte             | 234,787          | 38           | 6,179        |
| Toronto               | 232,316          | 38           | 6,114        |
| Iowa                  | 228,727          | 38           | 6,019        |
| Manitoba              | 214,913          | 38           | 5,656        |
| Wilkes-Barre/Scranton | 210,788          | 38           | 5,547        |
| Syracuse              | 209,085          | 38           | 5,502        |
| Milwaukee             | 205,516          | 38           | 5,408        |
| Rochester             | 202,472          | 38           | 5,328        |
| Texas                 | 194,233          | 38           | 5,111        |
| Springfield           | 177,247          | 38           | 4,664        |
| Bakersfield           | 172,965          | 34           | 5,087        |
| Rockford              | 164,466          | 38           | 4,328        |
| Hartford              | 161,037          | 38           | 4,238        |
| St. John's            | 155,914          | 38           | 4,103        |
| Stockton              | 154,041          | 34           | 4,531        |
| Bridgeport            | 148,291          | 38           | 3,902        |
| Utica                 | 147,060          | 38           | 3,870        |
| San Jose              | 146,594          | 34           | 4,312        |
| Binghamton            | 139,323          | 38           | 3,666        |
| Tucson                | 137,843          | 34           | 4,054        |
| Albany                | 112,046          | 38           | 2,949        |
| <b>TOTAL</b>          | <b>6,498,733</b> | <b>1,116</b> | <b>5,823</b> |





# RECORD BOOK YEAR-BY-YEAR STANDINGS



### 2018-19 REGULAR SEASON STANDINGS

HOME

ROAD

#### EASTERN CONFERENCE

##### Atlantic Division

|                          | GP | W  | L  | OTL | SOL | PTS | PCT  | GF  | GA  | PIM  | W-L-OTL-SOL | W-L-OTL-SOL | S/O |
|--------------------------|----|----|----|-----|-----|-----|------|-----|-----|------|-------------|-------------|-----|
| 1. y Charlotte           | 76 | 51 | 17 | 7   | 1   | 110 | .724 | 255 | 189 | 975  | 26-7-5-0    | 25-10-2-1   | 1-1 |
| 2. x Bridgeport          | 76 | 43 | 24 | 6   | 3   | 95  | .625 | 233 | 228 | 1125 | 26-7-3-2    | 17-17-3-1   | 6-3 |
| 3. x Hershey             | 76 | 43 | 25 | 4   | 4   | 94  | .618 | 211 | 215 | 998  | 25-10-2-1   | 18-15-2-3   | 8-4 |
| 4. x Providence          | 76 | 38 | 27 | 8   | 3   | 87  | .572 | 228 | 212 | 963  | 24-9-4-1    | 14-18-4-2   | 2-3 |
| 5. Lehigh Valley         | 76 | 39 | 30 | 4   | 3   | 85  | .559 | 240 | 244 | 911  | 21-15-1-1   | 18-15-3-2   | 5-3 |
| 6. Wilkes-Barre/Scranton | 76 | 36 | 30 | 7   | 3   | 82  | .539 | 232 | 228 | 1248 | 17-18-2-1   | 19-12-5-2   | 5-3 |
| 7. Springfield           | 76 | 33 | 29 | 9   | 5   | 80  | .526 | 250 | 241 | 1128 | 19-11-6-2   | 14-18-3-3   | 0-5 |
| 8. Hartford              | 76 | 29 | 36 | 7   | 4   | 69  | .454 | 209 | 266 | 953  | 17-15-5-1   | 12-21-2-3   | 2-4 |

##### North Division

|                |    |    |    |   |   |     |      |     |     |      |            |           |     |
|----------------|----|----|----|---|---|-----|------|-----|-----|------|------------|-----------|-----|
| 1. y Syracuse  | 76 | 47 | 21 | 4 | 4 | 102 | .671 | 264 | 187 | 1084 | 27-8-1-2   | 20-13-3-2 | 3-4 |
| 2. x Rochester | 76 | 46 | 23 | 5 | 2 | 99  | .651 | 254 | 218 | 870  | 21-14-2-1  | 25-9-3-1  | 5-2 |
| 3. x Toronto   | 76 | 39 | 24 | 9 | 4 | 91  | .599 | 248 | 243 | 832  | 161-15-6-1 | 23-9-3-3  | 1-4 |
| 4. x Cleveland | 76 | 37 | 29 | 8 | 2 | 84  | .553 | 232 | 234 | 865  | 19-13-5-1  | 18-16-3-1 | 5-2 |
| 5. Belleville  | 76 | 37 | 31 | 3 | 5 | 82  | .539 | 228 | 228 | 870  | 22-12-1-3  | 15-19-2-2 | 4-5 |
| 6. Utica       | 76 | 34 | 34 | 6 | 2 | 76  | .500 | 224 | 257 | 937  | 20-15-3-0  | 14-19-3-2 | 3-2 |
| 7. Laval       | 76 | 30 | 34 | 6 | 6 | 72  | .474 | 195 | 231 | 877  | 18-13-3-4  | 12-21-3-2 | 3-6 |
| 8. Binghamton  | 76 | 28 | 41 | 7 | 0 | 63  | .414 | 201 | 278 | 1030 | 17-17-4-0  | 11-24-3-0 | 1-0 |

#### WESTERN CONFERENCE

##### Central Division

|                   |    |    |    |    |   |    |      |     |     |      |           |           |     |
|-------------------|----|----|----|----|---|----|------|-----|-----|------|-----------|-----------|-----|
| 1. y Chicago      | 76 | 44 | 22 | 6  | 4 | 98 | .645 | 250 | 199 | 886  | 21-11-4-2 | 23-11-2-2 | 0-4 |
| 2. x Milwaukee    | 76 | 36 | 24 | 14 | 2 | 88 | .579 | 217 | 207 | 977  | 18-13-6-1 | 18-11-8-1 | 4-2 |
| 3. x Iowa         | 76 | 37 | 26 | 8  | 5 | 87 | .572 | 242 | 230 | 874  | 23-9-5-1  | 14-17-3-4 | 4-5 |
| 4. x Grand Rapids | 76 | 38 | 27 | 7  | 4 | 87 | .572 | 217 | 222 | 932  | 22-10-3-3 | 16-17-4-1 | 6-4 |
| 5. Manitoba       | 76 | 39 | 30 | 5  | 2 | 85 | .559 | 197 | 219 | 1050 | 25-11-1-1 | 14-19-4-1 | 2-2 |
| 6. Texas          | 76 | 37 | 31 | 4  | 4 | 82 | .539 | 238 | 231 | 791  | 23-11-2-2 | 14-20-2-2 | 1-4 |
| 7. Rockford       | 76 | 35 | 31 | 4  | 6 | 80 | .526 | 184 | 214 | 715  | 21-14-1-2 | 14-17-3-4 | 4-6 |
| 8. San Antonio    | 76 | 31 | 38 | 6  | 1 | 69 | .454 | 196 | 244 | 885  | 23-12-2-1 | 8-26-4-0  | 3-1 |

##### Pacific Division

|                  |    |    |    |   |   |    |      |     |     |      |           |           |     |
|------------------|----|----|----|---|---|----|------|-----|-----|------|-----------|-----------|-----|
| 1. y Bakersfield | 68 | 42 | 21 | 3 | 2 | 89 | .654 | 242 | 182 | 849  | 21-10-3-0 | 21-11-0-2 | 2-2 |
| 2. x San Jose    | 68 | 39 | 22 | 3 | 4 | 85 | .625 | 227 | 197 | 714  | 22-10-1-1 | 17-12-2-3 | 4-4 |
| 3. x San Diego   | 68 | 36 | 24 | 5 | 3 | 80 | .588 | 239 | 221 | 978  | 18-14-1-1 | 18-10-4-2 | 3-3 |
| 4. x Colorado    | 68 | 36 | 27 | 4 | 1 | 77 | .566 | 191 | 204 | 1114 | 21-9-3-1  | 15-18-1-0 | 6-1 |
| 5. Tucson        | 68 | 34 | 26 | 5 | 3 | 76 | .559 | 206 | 202 | 766  | 18-14-1-1 | 16-12-4-2 | 1-3 |
| 6. Stockton      | 68 | 31 | 31 | 4 | 2 | 68 | .500 | 235 | 252 | 945  | 15-16-2-1 | 16-15-2-1 | 2-2 |
| 7. Ontario       | 68 | 25 | 33 | 6 | 4 | 60 | .441 | 213 | 274 | 1069 | 15-14-3-2 | 10-19-3-2 | 2-4 |

x = Teams who have clinched a playoff spot. y = Teams who have clinched the division title

### 2019 Playoffs

#### Division Semifinals

|           |                              |       |
|-----------|------------------------------|-------|
| Series A: | Charlotte defeats Providence | (3-1) |
| Series B: | Hershey defeats Bridgeport   | (3-2) |
| Series C: | Cleveland defeats Syracuse   | (3-1) |
| Series D: | Toronto defeats Rochester    | (3-0) |
| Series E: | Chicago defeats Grand Rapids | (3-2) |
| Series F: | Iowa defeats Milwaukee       | (3-2) |
| Series G: | Bakersfield defeats Colorado | (3-1) |
| Series H: | San Diego defeats San Jose   | (3-1) |

#### Division Finals

|           |                               |       |
|-----------|-------------------------------|-------|
| Series I: | Charlotte defeats Hershey     | (4-0) |
| Series J: | Toronto defeats Cleveland     | (4-0) |
| Series K: | Chicago defeats Iowa          | (4-2) |
| Series L: | San Diego defeats Bakersfield | (4-2) |

#### Conference Finals

|           |                           |       |
|-----------|---------------------------|-------|
| Series M: | Charlotte defeats Toronto | (4-2) |
| Series N: | Chicago defeats San Diego | (4-2) |

#### Calder Cup Finals

|           |                           |       |
|-----------|---------------------------|-------|
| Series O: | Charlotte defeats Chicago | (4-1) |
|-----------|---------------------------|-------|

### Attendance Report

| TEAM                  | TOTAL            | GAMES        | AVERAGE      |
|-----------------------|------------------|--------------|--------------|
| Hershey               | 338,452          | 38           | 8,907        |
| Cleveland             | 338,220          | 38           | 8,901        |
| Grand Rapids          | 311,813          | 38           | 8,206        |
| San Diego             | 306,722          | 34           | 9,021        |
| Providence            | 305,711          | 38           | 8,045        |
| Chicago               | 301,298          | 38           | 7,929        |
| Lehigh Valley         | 293,352          | 38           | 7,720        |
| Ontario               | 283,965          | 34           | 8,352        |
| Charlotte             | 253,916          | 38           | 6,682        |
| Toronto               | 243,912          | 38           | 6,419        |
| Iowa                  | 243,558          | 38           | 6,409        |
| San Antonio           | 235,974          | 38           | 6,210        |
| Syracuse              | 212,615          | 38           | 5,595        |
| Laval                 | 211,956          | 38           | 5,578        |
| Wilkes-Barre/Scranton | 210,876          | 38           | 5,549        |
| Milwaukee             | 205,637          | 38           | 5,412        |
| Texas                 | 205,411          | 38           | 5,406        |
| Rochester             | 199,997          | 38           | 5,263        |
| Springfield           | 193,225          | 38           | 5,085        |
| Manitoba              | 179,421          | 38           | 4,722        |
| Colorado              | 174,768          | 34           | 5,140        |
| Bakersfield           | 171,140          | 34           | 5,034        |
| Bridgeport            | 156,052          | 38           | 4,107        |
| Hartford              | 149,804          | 38           | 3,942        |
| Utica                 | 148,846          | 38           | 3,917        |
| Rockford              | 147,306          | 38           | 3,876        |
| Tucson                | 145,995          | 34           | 4,294        |
| Binghamton            | 131,881          | 38           | 3,471        |
| Stockton              | 125,444          | 34           | 3,690        |
| San Jose              | 125,106          | 34           | 3,680        |
| Belleville            | 116,541          | 38           | 3,067        |
| <b>TOTAL</b>          | <b>6,668,914</b> | <b>1,150</b> | <b>5,799</b> |



# RECORD BOOK YEAR-BY-YEAR STANDINGS



## 2019-20 REGULAR SEASON STANDINGS

HOME

ROAD

### EASTERN CONFERENCE

#### Atlantic Division

|                          | GP | W  | L  | OTL | SOL | PTS | PCT  | GF  | GA  | PIM | W-L-OTL-SOL | W-L-OTL-SOL | S/O |
|--------------------------|----|----|----|-----|-----|-----|------|-----|-----|-----|-------------|-------------|-----|
| 1. Providence            | 62 | 38 | 18 | 3   | 3   | 82  | .661 | 197 | 154 | 854 | 17-10-2-2   | 21-8-1-1    | 5-3 |
| 2. Hershey               | 62 | 37 | 18 | 3   | 4   | 81  | .653 | 187 | 157 | 713 | 21-8-1-2    | 16-10-1-2   | 4-4 |
| 3. Charlotte             | 61 | 34 | 22 | 5   | 0   | 73  | .598 | 202 | 172 | 833 | 18-11-3-0   | 16-11-2-0   | 2-0 |
| 4. Hartford              | 62 | 31 | 20 | 6   | 5   | 73  | .589 | 171 | 173 | 615 | 21-6-1-2    | 10-14-5-3   | 1-5 |
| 5. Springfield           | 61 | 31 | 27 | 3   | 0   | 65  | .533 | 190 | 186 | 831 | 18-12-1-0   | 13-15-2-0   | 3-0 |
| 6. Wilkes-Barre/Scranton | 63 | 29 | 26 | 3   | 5   | 66  | .524 | 164 | 193 | 797 | 15-12-1-3   | 14-14-2-2   | 4-5 |
| 7. Lehigh Valley         | 62 | 24 | 28 | 3   | 7   | 58  | .468 | 161 | 186 | 652 | 17-8-2-4    | 7-20-1-3    | 0-7 |
| 8. Bridgeport            | 63 | 23 | 33 | 5   | 2   | 53  | .421 | 152 | 206 | 839 | 12-14-2-2   | 11-19-3-0   | 3-2 |

#### North Division

|               |    |    |    |   |   |    |      |     |     |     |           |           |     |
|---------------|----|----|----|---|---|----|------|-----|-----|-----|-----------|-----------|-----|
| 1. Belleville | 63 | 38 | 20 | 4 | 1 | 81 | .643 | 234 | 197 | 807 | 15-15-1-1 | 23-5-3-0  | 3-1 |
| 2. Rochester  | 62 | 33 | 20 | 4 | 5 | 75 | .605 | 181 | 173 | 618 | 16-7-3-5  | 17-13-1-0 | 2-5 |
| 3. Utica      | 61 | 34 | 22 | 3 | 2 | 73 | .598 | 210 | 186 | 770 | 16-12-2-1 | 18-10-1-1 | 3-2 |
| 4. Binghamton | 62 | 34 | 24 | 4 | 0 | 72 | .581 | 189 | 182 | 631 | 20-9-3-0  | 14-15-1-0 | 6-0 |
| 5. Syracuse   | 62 | 30 | 23 | 4 | 5 | 69 | .556 | 202 | 210 | 817 | 17-9-1-3  | 13-14-3-2 | 0-5 |
| 6. Laval      | 62 | 30 | 24 | 5 | 3 | 68 | .548 | 183 | 182 | 750 | 17-9-2-2  | 13-15-3-1 | 6-3 |
| 7. Toronto    | 61 | 29 | 27 | 3 | 2 | 63 | .516 | 206 | 212 | 689 | 19-11-0-0 | 10-16-3-2 | 1-2 |
| 8. Cleveland  | 62 | 24 | 31 | 5 | 2 | 55 | .444 | 159 | 192 | 853 | 14-16-1-0 | 10-15-4-2 | 2-2 |

### WESTERN CONFERENCE

#### Central Division

|                 |    |    |    |   |   |    |      |     |     |     |           |           |     |
|-----------------|----|----|----|---|---|----|------|-----|-----|-----|-----------|-----------|-----|
| 1. Milwaukee    | 63 | 41 | 14 | 5 | 3 | 90 | .714 | 211 | 141 | 925 | 21-5-2-2  | 20-9-3-1  | 5-3 |
| 2. Iowa         | 63 | 37 | 18 | 4 | 4 | 82 | .651 | 194 | 171 | 885 | 21-8-0-2  | 16-10-4-2 | 3-4 |
| 3. Grand Rapids | 63 | 29 | 27 | 3 | 4 | 65 | .516 | 177 | 193 | 727 | 15-11-2-3 | 14-16-1-1 | 2-4 |
| 4. Chicago      | 61 | 27 | 26 | 5 | 3 | 62 | .508 | 155 | 175 | 704 | 13-12-3-2 | 14-14-2-1 | 2-3 |
| 5. Rockford     | 63 | 29 | 30 | 2 | 2 | 62 | .492 | 156 | 187 | 817 | 17-14-0-1 | 12-16-2-1 | 4-2 |
| 6. Texas        | 62 | 27 | 28 | 3 | 4 | 61 | .492 | 171 | 192 | 685 | 16-10-3-2 | 11-18-0-2 | 6-4 |
| 7. San Antonio  | 61 | 24 | 25 | 7 | 5 | 60 | .492 | 161 | 184 | 701 | 12-11-3-5 | 12-14-4-0 | 1-5 |
| 8. Manitoba     | 61 | 27 | 33 | 1 | 0 | 55 | .451 | 160 | 190 | 856 | 18-14-0-0 | 9-19-1-0  | 3-0 |

#### Pacific Division

|                |    |    |    |   |   |    |      |     |     |     |           |           |     |
|----------------|----|----|----|---|---|----|------|-----|-----|-----|-----------|-----------|-----|
| 1. Tucson      | 58 | 36 | 19 | 1 | 2 | 75 | .647 | 198 | 163 | 654 | 17-9-1-1  | 19-10-0-1 | 3-2 |
| 2. Colorado    | 56 | 34 | 18 | 3 | 1 | 72 | .643 | 188 | 162 | 683 | 18-10-1-1 | 16-8-2-0  | 3-1 |
| 3. Stockton    | 55 | 30 | 17 | 4 | 4 | 68 | .618 | 194 | 170 | 730 | 14-10-3-1 | 16-7-1-3  | 2-4 |
| 4. San Diego   | 57 | 30 | 19 | 6 | 2 | 68 | .596 | 185 | 164 | 662 | 15-8-3-2  | 15-11-3-0 | 2-2 |
| 5. Ontario     | 57 | 29 | 22 | 5 | 1 | 64 | .561 | 166 | 198 | 892 | 11-9-5-1  | 18-13-0-0 | 2-1 |
| 6. Bakersfield | 56 | 21 | 27 | 5 | 3 | 50 | .446 | 162 | 202 | 723 | 9-13-5-1  | 12-14-0-2 | 3-3 |
| 7. San Jose    | 55 | 21 | 27 | 5 | 2 | 49 | .445 | 179 | 192 | 670 | 12-15-3-0 | 9-12-2-2  | 0-2 |

y = Teams who have clinched the division title

Remainder of the 2019-20 regular season and 2020 Calder Cup Playoffs were canceled on May 11, 2020 due to the COVID-19 pandemic. The AHL's standings - sorted by points percentage - and statistics as of March 12, 2020 are considered final and official.

## Attendance Report

| TEAM          | TOTAL   | GAMES | AVERAGE | TEAM             | TOTAL            | GAMES      | AVERAGE      |
|---------------|---------|-------|---------|------------------|------------------|------------|--------------|
| Cleveland     | 280,318 | 31    | 9,043   | Manitoba         | 158,739          | 32         | 4,961        |
| Hershey       | 280,091 | 32    | 8,753   | W-B/Scranton     | 157,123          | 31         | 5,068        |
| Providence    | 236,995 | 31    | 7,645   | Colorado         | 155,380          | 30         | 5,179        |
| Grand Rapids  | 231,431 | 31    | 7,466   | Milwaukee        | 150,983          | 30         | 5,033        |
| Lehigh Valley | 221,552 | 31    | 7,147   | <b>Rochester</b> | <b>149,656</b>   | <b>31</b>  | <b>4,828</b> |
| Chicago       | 215,562 | 30    | 7,185   | Bakersfield      | 148,558          | 28         | 5,306        |
| San Diego     | 212,296 | 28    | 7,582   | Utica            | 121,895          | 31         | 3,932        |
| Ontario       | 212,074 | 26    | 8,157   | Rockford         | 120,290          | 32         | 3,759        |
| Charlotte     | 210,190 | 32    | 6,568   | Hartford         | 119,015          | 30         | 3,967        |
| Iowa          | 196,896 | 31    | 6,351   | Tucson           | 113,594          | 28         | 4,057        |
| San Antonio   | 187,518 | 31    | 6,049   | Bridgeport       | 106,112          | 30         | 3,537        |
| Laval         | 186,523 | 30    | 6,217   | San Jose         | 105,367          | 30         | 3,512        |
| Toronto       | 169,447 | 30    | 5,648   | Binghamton       | 104,075          | 32         | 3,252        |
| Syracuse      | 164,710 | 30    | 5,490   | Belleville       | 91,742           | 32         | 2,867        |
| Springfield   | 163,118 | 31    | 5,262   | Stockton         | 77,871           | 28         | 2,781        |
| Texas         | 162,458 | 31    | 5,241   | <b>TOTAL</b>     | <b>5,211,579</b> | <b>941</b> | <b>5,538</b> |





# RECORD BOOK YEAR-BY-YEAR STATISTICS



## 1956-57 REGULAR SEASON PLAYER STATS

| Player              | GP        | G          | A          | PTS        | PIM        |
|---------------------|-----------|------------|------------|------------|------------|
| Bronco Horvath      | 56        | 37         | 44         | 81         | 39         |
| Eddie Mazur         | 47        | 24         | 40         | 64         | 90         |
| Paul Masnick        | 64        | 24         | 38         | 62         | 46         |
| Gordie Hannigan     | 64        | 21         | 40         | 61         | 111        |
| Ab McDonald         | 64        | 21         | 31         | 52         | 8          |
| Earl Balfour        | 63        | 21         | 16         | 37         | 38         |
| Al Langlois         | 47        | 5          | 24         | 29         | 64         |
| Billy Harris        | 43        | 5          | 20         | 25         | 15         |
| Joe Lund            | 45        | 9          | 15         | 24         | 31         |
| Gary Aldcorn        | 42        | 13         | 10         | 23         | 28         |
| Ron Hurst           | 26        | 7          | 16         | 23         | 58         |
| Gary Collins        | 33        | 6          | 17         | 23         | 6          |
| Mike Nykoluk        | 28        | 9          | 13         | 22         | 30         |
| Benny Woit          | 47        | 4          | 12         | 16         | 54         |
| Bob Baun            | 46        | 2          | 13         | 15         | 117        |
| Brian Cullen        | 9         | 2          | 10         | 12         | 2          |
| Barry Cullen        | 7         | 4          | 4          | 8          | 6          |
| Hec Lalonde         | 13        | 5          | 2          | 7          | 17         |
| Tommy Williams      | 62        | 0          | 6          | 6          | 18         |
| Al MacNeil          | 13        | 0          | 4          | 4          | 35         |
| Glen Cressman       | 13        | 2          | 1          | 3          | 4          |
| Bob Duncan          | 10        | 1          | 2          | 3          | 16         |
| Bud MacPherson      | 7         | 0          | 3          | 3          | 12         |
| Noel Price          | 1         | 1          | 1          | 2          | 0          |
| Bob Turner          | 8         | 0          | 2          | 2          | 4          |
| Mickey Keating      | 7         | 1          | 0          | 1          | 4          |
| John Annable        | 1         | 0          | 0          | 0          | 0          |
| Gil Boisvert (G)    | 1         | 0          | 0          | 0          | 0          |
| Billy Carter        | 1         | 0          | 0          | 0          | 0          |
| Bob Nevin           | 1         | 0          | 0          | 0          | 0          |
| Jacques Deslauriers | 2         | 0          | 1          | 1          | 0          |
| Lou Marcon          | 2         | 0          | 0          | 0          | 0          |
| Bob Perreault (G)   | 24        | 0          | 0          | 0          | 0          |
| Charlie Hodge (G)   | 41        | 0          | 0          | 0          | 0          |
| <b>TOTALS</b>       | <b>64</b> | <b>224</b> | <b>385</b> | <b>609</b> | <b>853</b> |

## 1957-58 REGULAR SEASON PLAYER STATS

| Player           | GP        | G          | A          | PTS        | PIM        |
|------------------|-----------|------------|------------|------------|------------|
| Ab McDonald      | 70        | 30         | 33         | 63         | 18         |
| Skippy Burchell  | 70        | 20         | 40         | 60         | 65         |
| Earl Balfour     | 70        | 27         | 31         | 58         | 58         |
| Mike Nykoluk     | 69        | 14         | 37         | 51         | 45         |
| Eddie Mazur      | 59        | 22         | 25         | 47         | 67         |
| Stan Smrke       | 63        | 20         | 19         | 39         | 32         |
| Ron Hurst        | 59        | 12         | 22         | 34         | 120        |
| Noel Price       | 69        | 4          | 20         | 24         | 153        |
| Ken Girard       | 52        | 13         | 10         | 23         | 2          |
| Al MacNeil       | 54        | 3          | 18         | 21         | 91         |
| Ray Cyr          | 48        | 7          | 12         | 19         | 2          |
| Gary Collins     | 27        | 7          | 7          | 14         | 4          |
| Joe Lund         | 38        | 3          | 11         | 14         | 20         |
| Claude Laforge   | 14        | 7          | 6          | 13         | 10         |
| Rudy Migay       | 15        | 5          | 8          | 13         | 18         |
| Tommy Williams   | 70        | 1          | 12         | 13         | 22         |
| Gary Aldcorn     | 11        | 2          | 10         | 12         | 22         |
| Al Langlois      | 68        | 0          | 11         | 11         | 88         |
| Benny Woit       | 52        | 2          | 7          | 9          | 40         |
| Gerry James      | 15        | 2          | 4          | 6          | 46         |
| Pat Hannigan     | 8         | 0          | 4          | 4          | 4          |
| Cecil Hoekstra   | 13        | 1          | 2          | 3          | 0          |
| Del Topoll       | 6         | 1          | 1          | 2          | 2          |
| Bob Nevin        | 1         | 0          | 2          | 2          | 2          |
| Bill Carter      | 1         | 1          | 0          | 1          | 0          |
| Ron Atwell       | 6         | 1          | 0          | 1          | 2          |
| Hugh Bolton      | 5         | 0          | 1          | 1          | 2          |
| Ralph Backstrom  | 2         | 0          | 0          | 0          | 0          |
| Jerry Fleury (G) | 2         | 0          | 0          | 0          | 0          |
| Dick Van Impe    | 2         | 0          | 0          | 0          | 0          |
| Gerry McNeil (G) | 68        | 0          | 0          | 0          | 10         |
| <b>TOTALS</b>    | <b>70</b> | <b>205</b> | <b>353</b> | <b>558</b> | <b>945</b> |

## 1956-57 REGULAR SEASON GOALTENDER STATS

| Goaltender    | GP        | GA         | SO       | EN       | AVG         | Record         |
|---------------|-----------|------------|----------|----------|-------------|----------------|
| Gil Boisvert  | 1         | 1          | 0        | 0        | 1.00        | 1-0-0          |
| Bob Perreault | 24        | 66         | 3        | 0        | 2.75        | 16-7-0         |
| Charlie Hodge | 41        | 132        | 2        | 0        | 3.22        | 17-18-5        |
| <b>TOTALS</b> | <b>64</b> | <b>199</b> | <b>5</b> | <b>0</b> | <b>3.11</b> | <b>34-25-5</b> |

## 1957-58 REGULAR SEASON GOALTENDER STATS

| Goaltender    | GP        | GA         | SO       | EN       | AVG         | Record         |
|---------------|-----------|------------|----------|----------|-------------|----------------|
| Gerry McNeil  | 68        | 229        | 5        | 3        | 3.37        | 29-33-6        |
| Jerry Fleury  | 2         | 10         | 0        | 0        | 5.00        | 0-2-0          |
| <b>TOTALS</b> | <b>70</b> | <b>239</b> | <b>5</b> | <b>3</b> | <b>3.11</b> | <b>29-35-6</b> |

## 1956-57 REGULAR SEASON STATS

|           | GP | W  | L  | T | PTS | GF  | GA  |
|-----------|----|----|----|---|-----|-----|-----|
| Rochester | 64 | 34 | 25 | 5 | 73  | 224 | 199 |
| Opponents | 64 | 25 | 34 | 5 | 55  | 199 | 224 |

## 1957-58 REGULAR SEASON STATS

|           | GP | W  | L  | T | PTS | GF  | GA  |
|-----------|----|----|----|---|-----|-----|-----|
| Rochester | 70 | 29 | 35 | 6 | 64  | 205 | 242 |
| Opponents | 70 | 35 | 29 | 6 | 76  | 242 | 205 |



# RECORD BOOK YEAR-BY-YEAR STATISTICS



## 1958-59 REGULAR SEASON PLAYER STATS

| Player            | GP        | G          | A          | PTS        | PIM        |
|-------------------|-----------|------------|------------|------------|------------|
| Billy Hicke       | 69        | 41         | 56         | 97         | 41         |
| Rudy Migay        | 51        | 24         | 58         | 82         | 100        |
| Gary Aldcorn      | 66        | 37         | 42         | 79         | 52         |
| Cecil Hoekstra    | 70        | 26         | 24         | 50         | 4          |
| Guy Rousseau      | 65        | 20         | 20         | 40         | 22         |
| Steve Kraftcheck  | 60        | 2          | 37         | 39         | 42         |
| Murray Balfour    | 67        | 14         | 23         | 37         | 181        |
| Dave Creighton    | 33        | 14         | 17         | 31         | 46         |
| Jimmy Moore       | 45        | 6          | 22         | 28         | 17         |
| Billy Carter      | 69        | 7          | 19         | 26         | 10         |
| Terry Gray        | 45        | 10         | 14         | 24         | 14         |
| Willie Marshall   | 19        | 7          | 16         | 23         | 6          |
| Reg Fleming       | 70        | 6          | 16         | 22         | 112        |
| Claude Labrosse   | 70        | 7          | 12         | 19         | 63         |
| Al MacNeil        | 69        | 4          | 13         | 17         | 119        |
| Dick Bouchard     | 43        | 2          | 11         | 13         | 19         |
| Marcel Bonin      | 7         | 3          | 5          | 8          | 4          |
| Bo Elik           | 14        | 1          | 7          | 8          | 28         |
| Norm Johnson      | 14        | 3          | 4          | 7          | 8          |
| Gordie Redahl     | 15        | 4          | 2          | 6          | 2          |
| Bob Nevin         | 21        | 3          | 3          | 6          | 6          |
| Gilles Tremblay   | 3         | 1          | 1          | 2          | 2          |
| Carl Brewer       | 1         | 0          | 1          | 1          | 2          |
| Max Mekilok       | 2         | 0          | 1          | 1          | 0          |
| Bill Sutherland   | 1         | 0          | 0          | 0          | 0          |
| Floyd Curry       | 2         | 0          | 0          | 0          | 4          |
| John Longarini    | 2         | 0          | 0          | 0          | 2          |
| Ken Mosdell       | 2         | 0          | 0          | 0          | 0          |
| Bob Rousseau      | 2         | 0          | 0          | 0          | 0          |
| J.C. Tremblay     | 3         | 0          | 0          | 0          | 0          |
| Charlie Hodge (G) | 4         | 0          | 0          | 0          | 0          |
| Tommy Williams    | 13        | 0          | 0          | 0          | 2          |
| Gerry McNeil (G)  | 66        | 0          | 0          | 0          | 2          |
| <b>TOTALS</b>     | <b>70</b> | <b>242</b> | <b>424</b> | <b>666</b> | <b>910</b> |

## 1959-60 REGULAR SEASON PLAYER STATS

| Player             | GP        | G          | A          | PTS        | PIM        |
|--------------------|-----------|------------|------------|------------|------------|
| Stan Smrke         | 67        | 40         | 36         | 76         | 18         |
| Bob Nevin          | 71        | 32         | 42         | 74         | 10         |
| Hank Ciesla        | 64        | 27         | 44         | 71         | 31         |
| Rudy Migay         | 50        | 16         | 48         | 64         | 50         |
| Pat Hannigan       | 65        | 29         | 33         | 62         | 91         |
| Dave Creighton     | 58        | 25         | 34         | 59         | 30         |
| Bill Saunders      | 72        | 24         | 28         | 52         | 38         |
| Dick Van Impe      | 59        | 25         | 24         | 49         | 51         |
| Cecil Hoekstra     | 69        | 17         | 32         | 49         | 2          |
| Steve Kraftcheck   | 68        | 1          | 41         | 42         | 47         |
| Guy Rousseau       | 42        | 15         | 16         | 31         | 16         |
| Claude Labrosse    | 71        | 3          | 28         | 31         | 48         |
| Ted Hampson        | 29        | 6          | 18         | 24         | 9          |
| Dick Mattiussi     | 72        | 2          | 20         | 22         | 76         |
| Al MacNeil         | 49        | 4          | 16         | 20         | 44         |
| Howie Young        | 68        | 7          | 7          | 14         | 170        |
| Billy Hicke        | 14        | 8          | 5          | 13         | 22         |
| Joe Crozier        | 25        | 1          | 11         | 12         | 12         |
| Reg Fleming        | 9         | 1          | 5          | 6          | 4          |
| Gary Collins       | 15        | 2          | 3          | 5          | 4          |
| Ed Babiuk (G)      | 1         | 0          | 0          | 0          | 0          |
| Bill White         | 1         | 0          | 0          | 0          | 0          |
| Don Hall           | 2         | 0          | 0          | 0          | 0          |
| Gerry McNamara (G) | 2         | 0          | 0          | 0          | 2          |
| Ivan Wamsley (G)   | 2         | 0          | 0          | 0          | 0          |
| Roger Cote         | 5         | 0          | 0          | 0          | 12         |
| Ed Chadwick (G)    | 67        | 0          | 0          | 0          | 2          |
| <b>TOTALS</b>      | <b>72</b> | <b>285</b> | <b>491</b> | <b>776</b> | <b>785</b> |

## 1958-59 REGULAR SEASON GOALTENDER STATS

| Goaltender    | GP        | GA         | SO       | EN       | AVG         | Record         |
|---------------|-----------|------------|----------|----------|-------------|----------------|
| Gerry McNeil  | 66        | 190        | 2        | 6        | 2.88        | 32-29-5        |
| Charlie Hodge | 4         | 12         | 0        | 1        | 3.00        | 2-2-0          |
| <b>TOTALS</b> | <b>70</b> | <b>202</b> | <b>2</b> | <b>7</b> | <b>2.88</b> | <b>34-31-5</b> |

## 1959-60 REGULAR SEASON GOALTENDER STATS

| Goaltender     | GP        | GA         | SO       | EN       | AVG         | Record         |
|----------------|-----------|------------|----------|----------|-------------|----------------|
| Ed Babiuk      | 1         | 2          | 0        | 0        | 2.00        | 1-0-0          |
| Ed Chadwick    | 67        | 184        | 4        | 5        | 2.75        | 39-24-4        |
| Ivan Wamsley   | 2         | 7          | 0        | 0        | 3.50        | 0-1-0          |
| Gerry McNamara | 2         | 13         | 0        | 0        | 6.50        | 0-2-0          |
| <b>TOTALS</b>  | <b>72</b> | <b>206</b> | <b>4</b> | <b>5</b> | <b>2.86</b> | <b>40-27-5</b> |

## 1958-59 REGULAR SEASON STATS

|           | GP | W  | L  | T | PTS | GF  | GA  |
|-----------|----|----|----|---|-----|-----|-----|
| Rochester | 70 | 34 | 31 | 5 | 73  | 242 | 209 |
| Opponents | 70 | 31 | 34 | 5 | 67  | 209 | 242 |

## 1959-60 REGULAR SEASON STATS

|           | GP | W  | L  | T | PTS | GF  | GA  |
|-----------|----|----|----|---|-----|-----|-----|
| Rochester | 72 | 40 | 27 | 5 | 85  | 285 | 211 |
| Opponents | 72 | 27 | 40 | 5 | 59  | 211 | 285 |



# RECORD BOOK YEAR-BY-YEAR STATISTICS



## 1960-61 REGULAR SEASON PLAYER STATS

| Player             | GP        | G          | A          | PTS        | PIM        |
|--------------------|-----------|------------|------------|------------|------------|
| Hank Ciesla        | 70        | 30         | 44         | 74         | 23         |
| Dave Creighton     | 71        | 30         | 42         | 72         | 31         |
| Duke Edmondson     | 68        | 25         | 44         | 69         | 62         |
| Guy Rousseau       | 71        | 26         | 41         | 67         | 30         |
| Wally Boyer        | 70        | 24         | 33         | 57         | 31         |
| Dick Van Impe      | 60        | 21         | 35         | 56         | 60         |
| Gerry Ehman        | 53        | 32         | 23         | 55         | 14         |
| Gene Ubriaco       | 50        | 16         | 24         | 40         | 15         |
| Steve Kraftcheck   | 71        | 3          | 37         | 40         | 26         |
| Dick Mattiussi     | 61        | 3          | 23         | 26         | 141        |
| Stan Smrke         | 21        | 10         | 12         | 22         | 6          |
| Alex Faulkner      | 41        | 5          | 13         | 18         | 6          |
| John MacMillan     | 38        | 8          | 7          | 15         | 14         |
| Roger Cote         | 71        | 5          | 9          | 14         | 224        |
| Joe Crozier        | 35        | 1          | 13         | 14         | 14         |
| Jim Pappin         | 22        | 7          | 4          | 11         | 4          |
| Pat Hannigan       | 13        | 5          | 6          | 11         | 4          |
| Bill White         | 47        | 1          | 9          | 10         | 37         |
| Mike Donaldson     | 71        | 1          | 5          | 6          | 85         |
| Ron Howell         | 22        | 4          | 1          | 5          | 2          |
| John Wilson        | 2         | 2          | 2          | 4          | 0          |
| Bill Saunders      | 10        | 2          | 2          | 4          | 0          |
| Ken Girard         | 9         | 0          | 3          | 3          | 0          |
| Gerry McNamara (G) | 1         | 0          | 0          | 0          | 0          |
| Darryl Sly         | 2         | 0          | 0          | 0          | 0          |
| Gary Jarrett       | 6         | 0          | 0          | 0          | 2          |
| Ed Chadwick (G)    | 71        | 0          | 0          | 0          | 0          |
| <b>TOTALS</b>      | <b>72</b> | <b>261</b> | <b>432</b> | <b>693</b> | <b>821</b> |

## 1961-62 REGULAR SEASON PLAYER STATS

| Player             | GP        | G          | A          | PTS        | PIM        |
|--------------------|-----------|------------|------------|------------|------------|
| Alex Faulkner      | 65        | 19         | 54         | 73         | 26         |
| Dick Gamble        | 66        | 39         | 29         | 68         | 32         |
| Gerry Ehman        | 66        | 29         | 37         | 66         | 26         |
| Bruce Draper       | 70        | 25         | 40         | 65         | 31         |
| Jim Pappin         | 69        | 28         | 21         | 49         | 105        |
| Steve Kraftcheck   | 69        | 4          | 41         | 45         | 45         |
| Wally Boyer        | 67        | 20         | 21         | 41         | 67         |
| Bill Dineen        | 70        | 19         | 19         | 38         | 20         |
| Larry Keenan       | 57        | 11         | 19         | 30         | 20         |
| Stan Smrke         | 40        | 7          | 19         | 26         | 14         |
| Bill White         | 67        | 5          | 21         | 26         | 58         |
| Darryl Sly         | 70        | 8          | 16         | 24         | 50         |
| Les Kozak          | 45        | 14         | 9          | 23         | 31         |
| Roger Cote         | 51        | 0          | 16         | 16         | 113        |
| Larry Hillman      | 26        | 1          | 14         | 15         | 16         |
| Mike Donaldson     | 58        | 1          | 8          | 9          | 83         |
| Gary Jarrett       | 5         | 3          | 1          | 4          | 6          |
| Dunc MacDonald     | 4         | 1          | 3          | 4          | 0          |
| Arnie Brown        | 3         | 0          | 3          | 3          | 2          |
| Dave Dryden (G)    | 1         | 0          | 0          | 0          | 0          |
| Bill Smith         | 1         | 0          | 0          | 0          | 0          |
| Brian Conacher     | 3         | 0          | 0          | 0          | 2          |
| Gerry Cheevers (G) | 24        | 0          | 0          | 0          | 0          |
| Don Simmons (G)    | 51        | 0          | 0          | 0          | 14         |
| <b>TOTALS</b>      | <b>70</b> | <b>234</b> | <b>391</b> | <b>625</b> | <b>753</b> |

## 1960-61 REGULAR SEASON GOALTENDER STATS

| Goaltender     | GP        | GA         | SO       | EN       | AVG         | Record         |
|----------------|-----------|------------|----------|----------|-------------|----------------|
| Ed Chadwick    | 71        | 236        | 2        | 2        | 3.32        | 32-35-4        |
| Gerry McNamara | 1         | 5          | 0        | 1        | 5.00        | 0-1-0          |
| <b>TOTALS</b>  | <b>72</b> | <b>241</b> | <b>2</b> | <b>3</b> | <b>3.34</b> | <b>32-36-4</b> |

## 1961-62 REGULAR SEASON GOALTENDER STATS

| Goaltender     | GP        | GA         | SO       | EN       | AVG         | Record         |
|----------------|-----------|------------|----------|----------|-------------|----------------|
| Dave Dryden    | 1         | 2          | 0        | 0        | 3.00        | 0-0-1          |
| Don Simmons    | 51        | 166        | 0        | 3        | 3.30        | 24-22-4        |
| Gerry McNamara | 19        | 66         | 1        | 3        | 3.32        | 9-9-1          |
| <b>TOTALS</b>  | <b>70</b> | <b>234</b> | <b>1</b> | <b>6</b> | <b>3.34</b> | <b>33-31-6</b> |

## 1960-61 REGULAR SEASON STATS

|           | GP | W  | L  | T | PTS | GF  | GA  |
|-----------|----|----|----|---|-----|-----|-----|
| Rochester | 72 | 32 | 36 | 4 | 68  | 261 | 244 |
| Opponents | 72 | 36 | 32 | 4 | 76  | 244 | 261 |

## 1961-62 REGULAR SEASON STATS

|           | GP | W  | L  | T | PTS | GF  | GA  |
|-----------|----|----|----|---|-----|-----|-----|
| Rochester | 70 | 33 | 31 | 6 | 72  | 234 | 240 |
| Opponents | 70 | 31 | 33 | 6 | 68  | 240 | 234 |



# RECORD BOOK YEAR-BY-YEAR STATISTICS



## 1962-63 REGULAR SEASON PLAYER STATS

| Player             | GP        | G          | A          | PTS        | PIM        |
|--------------------|-----------|------------|------------|------------|------------|
| Gerry Ehman        | 72        | 30         | 40         | 70         | 32         |
| Gene Ubriaco       | 72        | 22         | 48         | 70         | 21         |
| Dick Gamble        | 70        | 35         | 22         | 57         | 16         |
| Jim Pappin         | 72        | 34         | 23         | 57         | 100        |
| Stan Smrke         | 71        | 22         | 25         | 47         | 16         |
| John MacMillan     | 57        | 22         | 23         | 45         | 37         |
| Larry Keenan       | 64        | 11         | 28         | 39         | 24         |
| Lou Angotti        | 39        | 16         | 15         | 31         | 19         |
| Bob Armstrong      | 70        | 1          | 28         | 29         | 89         |
| Ed Lawson          | 43        | 9          | 19         | 28         | 19         |
| Arnie Brown        | 71        | 4          | 24         | 28         | 143        |
| Al Arbour          | 63        | 6          | 21         | 27         | 97         |
| Bruce Draper       | 55        | 8          | 18         | 26         | 12         |
| Bronco Horvath     | 18        | 7          | 15         | 22         | 6          |
| Darryl Sly         | 70        | 4          | 14         | 18         | 52         |
| Barry Trapp        | 69        | 1          | 9          | 10         | 49         |
| Norm Armstrong     | 18        | 1          | 6          | 7          | 30         |
| Rudy Migay         | 2         | 1          | 1          | 2          | 4          |
| Rod Seiling        | 1         | 1          | 0          | 1          | 0          |
| Gaston Brassard    | 1         | 0          | 0          | 0          | 0          |
| Dunc MacDonald     | 2         | 0          | 0          | 0          | 0          |
| Ed Babiuk          | 3         | 0          | 0          | 0          | 0          |
| Don Simmons (G)    | 9         | 0          | 0          | 0          | 0          |
| Bob Perreault (G)  | 10        | 0          | 0          | 0          | 2          |
| Gerry Cheevers (G) | 19        | 0          | 0          | 0          | 2          |
| Gerry McNamara (G) | 32        | 0          | 0          | 0          | 15         |
| <b>TOTALS</b>      | <b>72</b> | <b>241</b> | <b>401</b> | <b>642</b> | <b>826</b> |

## 1963-64 REGULAR SEASON PLAYER STATS

| Player             | GP        | G          | A          | PTS        | PIM        |
|--------------------|-----------|------------|------------|------------|------------|
| Gerry Ehman        | 66        | 36         | 49         | 85         | 26         |
| Bronco Horvath     | 70        | 25         | 59         | 84         | 28         |
| Dick Gamble        | 72        | 34         | 34         | 68         | 4          |
| Lou Angotti        | 60        | 15         | 30         | 45         | 28         |
| Stan Smrke         | 59        | 23         | 19         | 42         | 26         |
| Wally Boyer        | 52        | 20         | 19         | 39         | 35         |
| Les Duff           | 60        | 11         | 23         | 34         | 64         |
| Darryl Sly         | 72        | 16         | 16         | 32         | 41         |
| Norm Armstrong     | 67        | 17         | 13         | 30         | 112        |
| Ed Litzenberger    | 33        | 15         | 14         | 29         | 26         |
| Arnie Brown        | 47        | 4          | 23         | 27         | 119        |
| Ed Lawson          | 72        | 7          | 16         | 23         | 44         |
| Al Arbour          | 60        | 3          | 19         | 22         | 62         |
| Kent Douglas       | 27        | 6          | 13         | 19         | 38         |
| Larry Hillman      | 32        | 1          | 18         | 19         | 48         |
| Jim Pappin         | 16        | 10         | 6          | 16         | 16         |
| Don Cherry         | 70        | 5          | 11         | 16         | 106        |
| Mike Corbett       | 50        | 5          | 10         | 15         | 18         |
| Duane Rupp         | 15        | 1          | 4          | 5          | 16         |
| Peter Stemkowski   | 3         | 1          | 1          | 2          | 0          |
| Gus Brassard       | 5         | 1          | 1          | 2          | 2          |
| Gary Jarrett       | 5         | 0          | 1          | 1          | 0          |
| Gerry Cheevers (G) | 66        | 0          | 1          | 1          | 6          |
| Dunc MacDonald     | 1         | 0          | 0          | 0          | 0          |
| Bill Flett         | 1         | 0          | 0          | 0          | 0          |
| Mike Walton        | 2         | 0          | 0          | 0          | 0          |
| Rod Seiling        | 2         | 0          | 0          | 0          | 0          |
| Terry Clancy       | 3         | 0          | 0          | 0          | 0          |
| Andre Champagne    | 3         | 0          | 0          | 0          | 0          |
| Jack Chipchase     | 4         | 0          | 0          | 0          | 2          |
| Barry Trapp        | 8         | 0          | 0          | 0          | 6          |
| Ed Babiuk (G)      | 8         | 0          | 0          | 0          | 0          |
| <b>TOTALS</b>      | <b>72</b> | <b>256</b> | <b>400</b> | <b>656</b> | <b>873</b> |

## 1962-63 REGULAR SEASON GOALTENDER STATS

| Goaltender     | GP        | GA         | SO       | EN       | AVG         | Record         |
|----------------|-----------|------------|----------|----------|-------------|----------------|
| Bob Perreault  | 10        | 27         | 0        | 0        | 2.70        | 4-4-2          |
| Don Simmons    | 9         | 27         | 1        | 2        | 3.00        | 4-5-0          |
| Gerry McNamara | 32        | 123        | 1        | 0        | 3.84        | 9-19-3         |
| Gerry Cheevers | 19        | 75         | 1        | 0        | 3.95        | 7-9-3          |
| Ed Babiuk      | 3         | 12         | 0        | 0        | 4.00        | 0-2-0          |
| <b>TOTALS</b>  | <b>70</b> | <b>234</b> | <b>3</b> | <b>2</b> | <b>3.34</b> | <b>33-31-6</b> |

## 1963-64 REGULAR SEASON GOALTENDER STATS

| Goaltender     | GP        | GA         | SO       | EN       | AVG         | Record         |
|----------------|-----------|------------|----------|----------|-------------|----------------|
| Gerry Cheevers | 66        | 187        | 3        | 1        | 2.84        | 37-25-2        |
| Ed Babiuk      | 8         | 34         | 0        | 1        | 4.25        | 3-5-0          |
| <b>TOTALS</b>  | <b>72</b> | <b>221</b> | <b>3</b> | <b>2</b> | <b>2.99</b> | <b>40-30-2</b> |

## 1962-63 REGULAR SEASON STATS

|           | GP | W  | L  | T | PTS | GF  | GA  |
|-----------|----|----|----|---|-----|-----|-----|
| Rochester | 72 | 24 | 39 | 9 | 57  | 241 | 270 |

## 1963-64 REGULAR SEASON STATS

|           | GP | W  | L  | T | PTS | GF  | GA  |
|-----------|----|----|----|---|-----|-----|-----|
| Rochester | 72 | 40 | 30 | 2 | 82  | 256 | 223 |
| Opponents | 72 | 30 | 40 | 2 | 62  | 223 | 256 |



# RECORD BOOK YEAR-BY-YEAR STATISTICS



## 1964-65 REGULAR SEASON PLAYER STATS

| Player             | GP        | G          | A          | PTS        | PIM        |
|--------------------|-----------|------------|------------|------------|------------|
| Bronco Horvath     | 72        | 38         | 68         | 106        | 24         |
| Stan Smrke         | 71        | 33         | 59         | 92         | 28         |
| Gerry Ehman        | 70        | 38         | 49         | 87         | 20         |
| Ed Litzenberger    | 72        | 25         | 61         | 86         | 34         |
| Dick Gamble        | 70        | 48         | 29         | 77         | 16         |
| Wally Boyer        | 70        | 20         | 41         | 61         | 28         |
| Larry Hillman      | 71        | 9          | 43         | 52         | 98         |
| Norm Armstrong     | 70        | 32         | 14         | 46         | 123        |
| Les Duff           | 71        | 11         | 30         | 41         | 128        |
| Peter Stenkowski   | 35        | 17         | 22         | 39         | 52         |
| Duane Rupp         | 71        | 4          | 30         | 34         | 50         |
| Jim Pappin         | 22        | 14         | 11         | 25         | 36         |
| Darryl Sly         | 72        | 3          | 18         | 21         | 56         |
| Al Arbour          | 71        | 1          | 16         | 17         | 88         |
| Don McKenney       | 18        | 7          | 9          | 16         | 4          |
| Billy Harris       | 11        | 4          | 10         | 14         | 6          |
| Don Cherry         | 62        | 4          | 8          | 12         | 56         |
| Terry Clancy       | 30        | 1          | 5          | 6          | 6          |
| Freeman Asmundson  | 19        | 1          | 1          | 2          | 4          |
| Gerry Cheevers (G) | 72        | 0          | 1          | 1          | 26         |
| Gary Smith (G)     | 1         | 0          | 0          | 0          | 0          |
| Ray Dupont         | 2         | 0          | 0          | 0          | 0          |
| Nick Harbaruk      | 2         | 0          | 0          | 0          | 0          |
| Claude Labrosse    | 2         | 0          | 0          | 0          | 0          |
| <b>TOTALS</b>      | <b>72</b> | <b>310</b> | <b>525</b> | <b>835</b> | <b>883</b> |

## 1965-66 REGULAR SEASON PLAYER STATS

| Player            | GP        | G          | A          | PTS        | PIM        |
|-------------------|-----------|------------|------------|------------|------------|
| Dick Gamble       | 71        | 47         | 51         | 98         | 22         |
| Gerry Ehman       | 70        | 39         | 49         | 88         | 28         |
| Jim Pappin        | 63        | 36         | 51         | 87         | 116        |
| Mike Walton       | 68        | 35         | 51         | 86         | 67         |
| Bronco Horvath    | 70        | 27         | 48         | 75         | 34         |
| Duane Rupp        | 70        | 7          | 34         | 41         | 86         |
| Norm Armstrong    | 67        | 14         | 26         | 40         | 146        |
| Stan Smrke        | 50        | 11         | 20         | 31         | 8          |
| Brian Conacher    | 69        | 14         | 16         | 30         | 66         |
| Larry Jeffrey     | 51        | 10         | 20         | 30         | 36         |
| Ed Litzenberger   | 47        | 7          | 15         | 22         | 10         |
| Larry Hillman     | 22        | 2          | 20         | 22         | 34         |
| Darryl Sly        | 67        | 5          | 15         | 20         | 49         |
| Don Cherry        | 56        | 5          | 11         | 16         | 61         |
| Les Duff          | 53        | 5          | 10         | 15         | 50         |
| Wally Boyer       | 19        | 3          | 10         | 13         | 13         |
| Al Arbour         | 59        | 2          | 11         | 13         | 86         |
| Ed Joyal          | 9         | 9          | 1          | 10         | 6          |
| Pete Stenkowski   | 7         | 5          | 5          | 10         | 8          |
| Ed Shack          | 8         | 3          | 4          | 7          | 12         |
| Claude Labrosse   | 12        | 0          | 4          | 4          | 6          |
| Darryl Edestrand  | 17        | 1          | 2          | 3          | 10         |
| Marc Reaume       | 2         | 0          | 3          | 3          | 2          |
| Mike Corrigan     | 3         | 1          | 0          | 1          | 4          |
| Jim McKenney      | 1         | 0          | 1          | 1          | 0          |
| Bob Perreault (G) | 41        | 0          | 1          | 1          | 16         |
| Gary Smith (G)    | 37        | 0          | 1          | 1          | 6          |
| Neil Clark        | 4         | 0          | 0          | 0          | 0          |
| Rollie Wilcox     | 2         | 0          | 0          | 0          | 2          |
| Ted Baylis        | 1         | 0          | 0          | 0          | 2          |
| Brent Imlach      | 1         | 0          | 0          | 0          | 2          |
| Doug Dunville     | 1         | 0          | 0          | 0          | 0          |
| Lowell MacDonald  | 1         | 0          | 0          | 0          | 0          |
| Gerry Meehan      | 1         | 0          | 0          | 0          | 0          |
| Andre Champagne   | 1         | 0          | 0          | 0          | 0          |
| <b>TOTALS</b>     | <b>72</b> | <b>288</b> | <b>480</b> | <b>768</b> | <b>988</b> |

## 1964-65 REGULAR SEASON GOALTENDER STATS

| Goaltender     | GP        | MIN          | GA         | SO       | EN       | AVG         | Record         |
|----------------|-----------|--------------|------------|----------|----------|-------------|----------------|
| Gerry Cheevers | 72        | 4,359        | 195        | 5        | 3        | 2.68        | 48-21-3        |
| Gary Smith     | 1         | 2            | 0          | 0        | 1        | 0.00        | 0-0-0          |
| <b>TOTALS</b>  | <b>72</b> | <b>4,361</b> | <b>195</b> | <b>5</b> | <b>4</b> | <b>2.68</b> | <b>48-21-3</b> |

## 1965-66 REGULAR SEASON GOALTENDER STATS

| Goaltender    | GP        | MIN  | GA         | SO       | EN       | AVG         | Record     |
|---------------|-----------|------|------------|----------|----------|-------------|------------|
| Gary Smith    | 37        | 2038 | 97         | 2        | 2        | 2.86        | N/A        |
| Bob Perreault | 41        | 2361 | 121        | 3        | 1        | 3.07        | N/A        |
| <b>TOTALS</b> | <b>72</b> |      | <b>218</b> | <b>5</b> | <b>3</b> | <b>2.97</b> | <b>N/A</b> |

## 1964-65 REGULAR SEASON STATS

|           | GP | W  | L  | T | PTS | GF  | GA  |
|-----------|----|----|----|---|-----|-----|-----|
| Rochester | 72 | 48 | 21 | 3 | 99  | 310 | 199 |
| Opponents | 72 | 21 | 48 | 3 | 45  | 199 | 310 |

## 1965-66 REGULAR SEASON STATS

|           | GP | W  | L  | T | PTS | GF  | GA  |
|-----------|----|----|----|---|-----|-----|-----|
| Rochester | 72 | 46 | 21 | 5 | 97  | 288 | 221 |
| Opponents | 72 | 21 | 46 | 5 | 47  | 221 | 288 |



# RECORD BOOK YEAR-BY-YEAR STATISTICS



## 1966-67 REGULAR SEASON PLAYER STATS

| Player            | GP        | G          | A          | PTS        | PIM        |
|-------------------|-----------|------------|------------|------------|------------|
| Dick Gamble       | 72        | 46         | 37         | 83         | 22         |
| Ed Joyal          | 70        | 32         | 51         | 83         | 10         |
| Bronco Horvath    | 72        | 29         | 49         | 78         | 54         |
| Gerry Ehman       | 68        | 33         | 36         | 69         | 27         |
| Stan Smrke        | 71        | 31         | 30         | 61         | 24         |
| Don Blackburn     | 70        | 20         | 37         | 57         | 24         |
| Mike Walton       | 36        | 19         | 33         | 52         | 28         |
| Norm Armstrong    | 57        | 15         | 32         | 47         | 77         |
| Duane Rupp        | 59        | 7          | 35         | 42         | 84         |
| Terry Clancy      | 72        | 14         | 24         | 38         | 51         |
| Darryl Sly        | 72        | 8          | 25         | 33         | 56         |
| Mike Corrigan     | 49        | 11         | 21         | 32         | 34         |
| Don Cherry        | 72        | 6          | 24         | 30         | 61         |
| Al Arbour         | 71        | 3          | 19         | 22         | 48         |
| Kent Douglas      | 11        | 7          | 9          | 16         | 6          |
| John Brenneman    | 13        | 3          | 10         | 13         | 4          |
| Larry Hillman     | 12        | 1          | 12         | 13         | 16         |
| Les Duff          | 67        | 3          | 9          | 12         | 32         |
| Wayne Carleton    | 13        | 5          | 5          | 10         | 8          |
| Jim McKenny       | 19        | 3          | 6          | 9          | 10         |
| Jim Pappin        | 6         | 4          | 3          | 7          | 4          |
| Gordie Redahl     | 6         | 0          | 3          | 3          | 0          |
| Darryl Edestrand  | 7         | 0          | 1          | 1          | 4          |
| Bob Perreault (G) | 54        | 0          | 1          | 1          | 9          |
| Gary Unger        | 1         | 0          | 0          | 0          | 0          |
| Barry Watson      | 1         | 0          | 0          | 0          | 0          |
| Bruce Gamble (G)  | 5         | 0          | 0          | 0          | 0          |
| Gary Smith (G)    | 17        | 0          | 0          | 0          | 0          |
| <b>TOTALS</b>     | <b>72</b> | <b>300</b> | <b>512</b> | <b>812</b> | <b>693</b> |

## 1967-68 REGULAR SEASON PLAYER STATS

| Player             | GP        | G          | A          | PTS        | PIM        |
|--------------------|-----------|------------|------------|------------|------------|
| Bob Barlow         | 72        | 43         | 52         | 95         | 72         |
| Bryan Hextall      | 72        | 24         | 47         | 71         | 134        |
| Len Lunde          | 37        | 19         | 33         | 52         | 13         |
| Bronco Horvath     | 44        | 15         | 29         | 44         | 10         |
| Dick Gamble        | 67        | 20         | 22         | 42         | 18         |
| Milan Marcetta     | 29        | 18         | 21         | 39         | 4          |
| Bob Cook           | 61        | 22         | 16         | 38         | 95         |
| Norm Armstrong     | 54        | 13         | 25         | 38         | 112        |
| Duke Harris        | 38        | 10         | 27         | 37         | 12         |
| Jim McKenny        | 46        | 10         | 22         | 32         | 33         |
| Murray Hall        | 38        | 17         | 14         | 31         | 19         |
| Ted Taylor         | 37        | 14         | 16         | 30         | 54         |
| Marc Reaume        | 70        | 8          | 22         | 30         | 40         |
| Jean Paul Parise   | 30        | 10         | 18         | 28         | 37         |
| Darryl Sly         | 52        | 3          | 22         | 25         | 36         |
| Don Cherry         | 68        | 6          | 15         | 21         | 74         |
| Mike Byers         | 31        | 7          | 8          | 15         | 0          |
| Don Johns          | 42        | 1          | 13         | 14         | 32         |
| Les Duff           | 64        | 5          | 8          | 13         | 26         |
| Andre Champagne    | 48        | 2          | 5          | 7          | 14         |
| Jim Pappin         | 5         | 1          | 5          | 6          | 16         |
| Brian Conacher     | 5         | 2          | 2          | 4          | 6          |
| Gary Unger         | 5         | 1          | 3          | 4          | 6          |
| Jim Dorey          | 20        | 0          | 3          | 3          | 16         |
| Ken Block          | 24        | 1          | 1          | 2          | 0          |
| Larry Hillman      | 6         | 0          | 1          | 1          | 0          |
| Bob Perreault (G)  | 57        | 0          | 1          | 1          | 2          |
| Gary Bauman (G)    | 3         | 0          | 0          | 0          | 0          |
| Jack Chipchase     | 6         | 0          | 0          | 0          | 0          |
| Carl Wetzel (G)    | 11        | 0          | 0          | 0          | 0          |
| Lynn Zimmerman (G) | 13        | 0          | 0          | 0          | 0          |
| <b>TOTALS</b>      | <b>72</b> | <b>272</b> | <b>451</b> | <b>723</b> | <b>885</b> |

## 1966-67 REGULAR SEASON GOALTENDER STATS

| Goaltender    | GP        | MIN          | GA         | SO       | EN       | AVG         | Record         |
|---------------|-----------|--------------|------------|----------|----------|-------------|----------------|
| Gary Smith    | 17        | 871          | 38         | 1        | 0        | 2.61        | 7-4-4          |
| Bob Perreault | 54        | 3,149        | 158        | 4        | 2        | 3.01        | 28-19-5        |
| Bruce Gamble  | 5         | 300          | 25         | 0        | 0        | 5.00        | 3-2-0          |
| <b>TOTALS</b> | <b>72</b> | <b>4,361</b> | <b>195</b> | <b>5</b> | <b>4</b> | <b>2.68</b> | <b>48-21-3</b> |

## 1967-68 REGULAR SEASON GOALTENDER STATS

| Goaltender     | GP        | MIN          | GA         | SO       | EN       | AVG         | Record         |
|----------------|-----------|--------------|------------|----------|----------|-------------|----------------|
| Bob Perreault  | 57        | 3,101        | 149        | 6        | 5        | 2.88        | 29-16-7        |
| Carl Wetzel    | 10        | 495          | 28         | 1        | 0        | 3.39        | 4-6-0          |
| Lynn Zimmerman | 13        | 584          | 40         | 1        | 1        | 4.19        | 4-2-2          |
| Garry Bauman   | 3         | 140          | 10         | 0        | 0        | 4.29        | 1-1-0          |
| <b>TOTALS</b>  | <b>72</b> | <b>4,320</b> | <b>227</b> | <b>8</b> | <b>6</b> | <b>3.20</b> | <b>38-25-9</b> |

## 1966-67 REGULAR SEASON STATS

|           | GP | W  | L  | T | PTS | GF  | GA  |
|-----------|----|----|----|---|-----|-----|-----|
| Rochester | 72 | 38 | 25 | 9 | 85  | 300 | 223 |
| Opponents | 72 | 25 | 38 | 9 | 59  | 223 | 300 |

## 1967-68 REGULAR SEASON STATS

|           | GP | W  | L  | T | PTS | GF  | GA  |
|-----------|----|----|----|---|-----|-----|-----|
| Rochester | 72 | 38 | 25 | 9 | 85  | 273 | 233 |
| Opponents | 72 | 25 | 38 | 9 | 59  | 233 | 273 |



# RECORD BOOK YEAR-BY-YEAR STATISTICS



## 1968-69 REGULAR SEASON PLAYER STATS

| Player             | GP        | G          | A          | PTS        | PIM        |
|--------------------|-----------|------------|------------|------------|------------|
| Ron Ward           | 73        | 35         | 43         | 78         | 18         |
| Norm Armstrong     | 74        | 29         | 40         | 69         | 133        |
| Dick Gamble        | 74        | 30         | 37         | 67         | 37         |
| Tom McCarthy       | 68        | 31         | 31         | 62         | 34         |
| Jim McKenny        | 47        | 19         | 31         | 50         | 22         |
| Bronco Horvath     | 66        | 18         | 30         | 48         | 30         |
| Barry Watson       | 66        | 13         | 11         | 24         | 36         |
| Warren Godfrey     | 67        | 3          | 17         | 20         | 70         |
| Les Duff           | 66        | 10         | 9          | 19         | 44         |
| Andre Champagne    | 69        | 7          | 12         | 19         | 78         |
| Ken Block          | 45        | 4          | 15         | 19         | 10         |
| Don Cherry         | 43        | 7          | 11         | 18         | 20         |
| Bill McNeil        | 19        | 3          | 15         | 18         | 11         |
| Claude Labrosse    | 72        | 4          | 13         | 17         | 8          |
| Gerry Sillers      | 52        | 5          | 11         | 16         | 27         |
| Brian Kilrea       | 33        | 2          | 11         | 13         | 4          |
| John Gofton        | 18        | 5          | 7          | 12         | 15         |
| Bob Cook           | 59        | 4          | 6          | 10         | 24         |
| Wayne Mosdell      | 61        | 0          | 10         | 10         | 69         |
| Wayne Carleton     | 13        | 5          | 3          | 8          | 0          |
| Jack Chipchase     | 41        | 1          | 7          | 9          | 61         |
| Marc Reaume        | 11        | 0          | 6          | 6          | 2          |
| Brian Glennie      | 15        | 1          | 1          | 2          | 16         |
| Bob Perreault (G)  | 19        | 0          | 1          | 1          | 0          |
| Hal Willis         | 3         | 0          | 0          | 0          | 6          |
| Bob Shupe          | 5         | 0          | 0          | 0          | 4          |
| Bill Sweeney       | 10        | 0          | 0          | 0          | 2          |
| Lynn Zimmerman (G) | 11        | 0          | 0          | 0          | 0          |
| George Wood (G)    | 18        | 0          | 0          | 0          | 13         |
| Al Smith (G)       | 34        | 0          | 0          | 0          | 5          |
| <b>TOTALS</b>      | <b>74</b> | <b>236</b> | <b>378</b> | <b>614</b> | <b>799</b> |

## 1969-70 REGULAR SEASON PLAYER STATS

| Player           | GP        | G          | A          | PTS        | PIM        |
|------------------|-----------|------------|------------|------------|------------|
| Norm Armstrong   | 70        | 30         | 45         | 75         | 117        |
| John Gofton      | 60        | 27         | 46         | 73         | 52         |
| Rene Robert      | 49        | 23         | 40         | 63         | 57         |
| Barry Watson     | 70        | 18         | 42         | 60         | 37         |
| Bob Cook         | 71        | 26         | 18         | 44         | 78         |
| Ken Block        | 69        | 9          | 35         | 44         | 51         |
| Jack Stanfield   | 66        | 21         | 21         | 42         | 19         |
| Kent Douglas     | 64        | 9          | 31         | 40         | 145        |
| Howie Young      | 56        | 17         | 20         | 37         | 75         |
| Gerry Sillers    | 65        | 17         | 17         | 34         | 47         |
| Bill Orr         | 64        | 10         | 21         | 31         | 84         |
| Wayne Clairmont  | 70        | 11         | 19         | 30         | 26         |
| Tim Gould        | 66        | 5          | 9          | 14         | 22         |
| Tom McCarthy     | 24        | 5          | 8          | 13         | 24         |
| Claude Labrosse  | 48        | 1          | 10         | 11         | 6          |
| Jack Chipchase   | 28        | 1          | 9          | 10         | 44         |
| Craig Beveridge  | 60        | 3          | 6          | 9          | 8          |
| Andre Champagne  | 24        | 3          | 5          | 8          | 25         |
| Gerry Goyer      | 5         | 2          | 5          | 7          | 2          |
| Jack Wells       | 4         | 5          | 1          | 6          | 0          |
| Les Duff         | 18        | 3          | 2          | 5          | 8          |
| Dick Gamble      | 7         | 1          | 4          | 5          | 6          |
| Wayne Mosdell    | 41        | 1          | 4          | 5          | 46         |
| Bronco Horvath   | 7         | 3          | 1          | 4          | 0          |
| Ron Krulicki     | 6         | 1          | 2          | 3          | 0          |
| Bob Whidden (G)  | 59        | 0          | 2          | 2          | 14         |
| Wally Sprange    | 2         | 1          | 0          | 1          | 0          |
| Doug Dunville    | 3         | 0          | 0          | 0          | 2          |
| Bob Malcolm      | 3         | 0          | 0          | 0          | 2          |
| Claude Hardy (G) | 11        | 0          | 0          | 0          | 0          |
| Al Millar (G)    | 11        | 0          | 0          | 0          | 0          |
| <b>TOTALS</b>    | <b>72</b> | <b>253</b> | <b>423</b> | <b>676</b> | <b>997</b> |

## 1968-69 REGULAR SEASON GOALTENDER STATS

| Goaltender     | GP        | MIN          | GA         | SO       | EN       | AVG         | Record          |
|----------------|-----------|--------------|------------|----------|----------|-------------|-----------------|
| Al Smith       | 34        | 1,979        | 114        | 2        | 2        | 3.45        | 14-14-5         |
| George Wood    | 18        | 1,012        | 64         | 0        | 2        | 3.79        | 5-10-1          |
| Bob Perreault  | 19        | 913          | 63         | 0        | 2        | 4.14        | 5-9-2           |
| Lynn Zimmerman | 11        | 533          | 48         | 0        | 0        | 5.40        | 1-5-3           |
| <b>TOTALS</b>  | <b>74</b> | <b>4,437</b> | <b>289</b> | <b>2</b> | <b>6</b> | <b>3.95</b> | <b>25-38-11</b> |

## 1969-70 REGULAR SEASON GOALTENDER STATS

| Goaltender    | GP        | MIN          | GA         | SO       | EN       | AVG         | Record          |
|---------------|-----------|--------------|------------|----------|----------|-------------|-----------------|
| Bob Whidden   | 59        | 3,248        | 221        | 0        | 5        | 4.08        | 17-28-11        |
| Claude Hardy  | 11        | 494          | 35         | 0        | 2        | 4.25        | 1-4-2           |
| Al Millar     | 11        | 577          | 52         | 0        | 0        | 5.41        | 0-6-3           |
| <b>TOTALS</b> | <b>72</b> | <b>4,319</b> | <b>308</b> | <b>0</b> | <b>7</b> | <b>4.28</b> | <b>18-38-16</b> |

## 1968-69 REGULAR SEASON STATS

|           | GP | W  | L  | T  | PTS | GF  | GA  |
|-----------|----|----|----|----|-----|-----|-----|
| Rochester | 74 | 25 | 38 | 11 | 61  | 237 | 295 |
| Opponents | 74 | 38 | 25 | 11 | 87  | 295 | 237 |

## 1969-70 REGULAR SEASON STATS

|           | GP | W  | L  | T  | PTS | GF  | GA  |
|-----------|----|----|----|----|-----|-----|-----|
| Rochester | 72 | 18 | 38 | 16 | 52  | 253 | 315 |
| Opponents | 72 | 38 | 18 | 16 | 92  | 315 | 253 |



# RECORD BOOK YEAR-BY-YEAR STATISTICS



## 1970-71 REGULAR SEASON PLAYER STATS

| Player             | GP        | G          | A          | PTS        | PIM          |
|--------------------|-----------|------------|------------|------------|--------------|
| Don Blackburn      | 62        | 25         | 44         | 69         | 22           |
| Duke Harris        | 70        | 29         | 25         | 54         | 42           |
| Ralph Stewart      | 66        | 27         | 16         | 43         | 14           |
| Bob Cook           | 68        | 22         | 19         | 41         | 66           |
| Ron Ward           | 69        | 23         | 16         | 39         | 33           |
| Bob Walton         | 71        | 9          | 29         | 38         | 8            |
| Ken Block          | 71        | 5          | 33         | 38         | 38           |
| Norm Armstrong     | 44        | 11         | 19         | 30         | 111          |
| Keke Mortson       | 44        | 6          | 21         | 27         | 84           |
| Jack Stanfield     | 48        | 11         | 9          | 20         | 35           |
| Garth Rizzuto      | 22        | 8          | 12         | 20         | 56           |
| Doug Dunville      | 58        | 6          | 14         | 20         | 50           |
| Brent Taylor       | 68        | 9          | 9          | 18         | 40           |
| Jack Wells         | 66        | 6          | 11         | 17         | 70           |
| John Schella       | 33        | 3          | 14         | 17         | 118          |
| Dave Dunn          | 56        | 2          | 13         | 15         | 74           |
| Don Westbrooke     | 19        | 4          | 10         | 14         | 8            |
| Dave Gilmour       | 31        | 3          | 9          | 12         | 8            |
| Jim Hargraves      | 42        | 1          | 10         | 11         | 109          |
| Darryl Sly         | 37        | 3          | 4          | 7          | 28           |
| Dan Seguin         | 14        | 3          | 3          | 6          | 4            |
| Murray Anderson    | 52        | 0          | 5          | 5          | 48           |
| Danny Johnson      | 7         | 2          | 2          | 4          | 4            |
| Marc Reaume        | 6         | 0          | 3          | 3          | 6            |
| Craig Beveridge    | 14        | 2          | 1          | 3          | 0            |
| Lynn Zimmerman (G) | 25        | 0          | 1          | 1          | 14           |
| Serge Aubry (G)    | 51        | 0          | 1          | 1          | 12           |
| Bob Dillabough     | 1         | 0          | 0          | 0          | 2            |
| Bill Orr           | 1         | 0          | 0          | 0          | 2            |
| Gerry Sillers      | 1         | 0          | 0          | 0          | 0            |
| Milt Hohol         | 3         | 0          | 0          | 0          | 0            |
| David Poile        | 3         | 0          | 0          | 0          | 2            |
| Bob Malcolm        | 5         | 0          | 0          | 0          | 0            |
| Tom Serviss        | 9         | 0          | 0          | 0          | 2            |
| George Gardner (G) | 4         | 0          | 0          | 0          | 0            |
| <b>TOTALS</b>      | <b>72</b> | <b>220</b> | <b>353</b> | <b>573</b> | <b>1,110</b> |

## 1971-72 REGULAR SEASON PLAYER STATS

| Player             | GP        | G          | A          | PTS        | PIM          |
|--------------------|-----------|------------|------------|------------|--------------|
| Duke Harris        | 74        | 27         | 34         | 61         | 24           |
| Bob Walton         | 73        | 25         | 34         | 59         | 26           |
| Doug Brindley      | 74        | 20         | 27         | 47         | 12           |
| John Cunniff       | 66        | 16         | 29         | 45         | 57           |
| Murray Hall        | 37        | 10         | 32         | 42         | 70           |
| Dan Seguin         | 66        | 15         | 24         | 39         | 82           |
| Ken Block          | 71        | 4          | 29         | 33         | 69           |
| Ed Hatoum          | 67        | 9          | 23         | 32         | 29           |
| Barry Wilcox       | 73        | 17         | 10         | 27         | 95           |
| Jack Stanfield     | 62        | 11         | 16         | 27         | 74           |
| Bob Lalonde        | 42        | 14         | 11         | 25         | 19           |
| Doug Dunville      | 64        | 8          | 17         | 25         | 52           |
| Richard Lemieux    | 34        | 12         | 12         | 24         | 30           |
| Gary Bredin        | 64        | 9          | 9          | 18         | 28           |
| Bob Blackburn      | 64        | 7          | 11         | 18         | 72           |
| Bob Schmutz        | 7         | 7          | 8          | 15         | 8            |
| Garth Rizzuto      | 36        | 6          | 8          | 14         | 11           |
| Jim Hargraves      | 61        | 3          | 10         | 13         | 127          |
| Jim Wiste          | 13        | 4          | 8          | 12         | 2            |
| Poul Popiel        | 12        | 7          | 4          | 11         | 10           |
| Mike McMahan       | 9         | 0          | 10         | 10         | 4            |
| Don Westbrooke     | 20        | 3          | 6          | 9          | 6            |
| Greg Boddy         | 28        | 2          | 6          | 8          | 77           |
| Don Cherry         | 19        | 1          | 4          | 5          | 8            |
| Willie Marshall    | 10        | 2          | 2          | 4          | 2            |
| Kevin Morrison     | 29        | 2          | 0          | 2          | 49           |
| Ed Dyck (G)        | 10        | 0          | 2          | 2          | 9            |
| Dave Dunn          | 8         | 1          | 0          | 1          | 18           |
| Lynn Zimmerman (G) | 42        | 0          | 1          | 1          | 26           |
| Dave Westner       | 2         | 0          | 0          | 0          | 0            |
| Bob Murphy         | 3         | 0          | 0          | 0          | 2            |
| Bob Malcolm        | 3         | 0          | 0          | 0          | 2            |
| Tom Reilly         | 7         | 0          | 0          | 0          | 2            |
| Serge Aubry (G)    | 37        | 0          | 0          | 0          | 8            |
| <b>TOTALS</b>      | <b>76</b> | <b>242</b> | <b>387</b> | <b>629</b> | <b>1,110</b> |

## 1970-71 REGULAR SEASON GOALTENDER STATS

| Goaltender     | GP        | MIN          | GA         | SO       | EN       | AVG         | Record          |
|----------------|-----------|--------------|------------|----------|----------|-------------|-----------------|
| Serge Aubry    | 51        | 2,787        | 149        | 2        | 1        | 3.20        | 18-22-7         |
| George Gardner | 4         | 240          | 13         | 0        | 0        | 3.25        | 0-1-3           |
| Lynn Zimmerman | 25        | 1,288        | 81         | 0        | 1        | 3.77        | 7-13-1          |
| <b>TOTALS</b>  | <b>72</b> | <b>4,315</b> | <b>243</b> | <b>2</b> | <b>2</b> | <b>3.38</b> | <b>25-36-11</b> |

## 1971-72 REGULAR SEASON GOALTENDER STATS

| Goaltender     | GP        | MIN          | GA         | SO       | EN       | AVG         | Record          |
|----------------|-----------|--------------|------------|----------|----------|-------------|-----------------|
| Lynn Zimmerman | 42        | 2,179        | 127        | 1        | 1        | 3.50        | 15-16-5         |
| Serge Aubry    | 37        | 1,813        | 137        | 0        | 3        | 4.53        | 9-18-3          |
| Ed Dyck        | 10        | 554          | 43         | 1        | 0        | 4.66        | 4-4-2           |
| <b>TOTALS</b>  | <b>76</b> | <b>4,546</b> | <b>307</b> | <b>2</b> | <b>4</b> | <b>4.06</b> | <b>28-38-10</b> |

## 1970-71 REGULAR SEASON STATS

|           | GP | W  | L  | T  | PTS | GF  | GA  |
|-----------|----|----|----|----|-----|-----|-----|
| Rochester | 72 | 25 | 36 | 11 | 61  | 222 | 248 |
| Opponents | 72 | 36 | 25 | 11 | 83  | 248 | 222 |

## 1971-72 REGULAR SEASON STATS

|           | GP | W  | L  | T  | PTS | GF  | GA  |
|-----------|----|----|----|----|-----|-----|-----|
| Rochester | 76 | 28 | 38 | 10 | 66  | 242 | 311 |
| Opponents | 76 | 38 | 28 | 10 | 86  | 311 | 242 |





# RECORD BOOK YEAR-BY-YEAR STATISTICS



## 1972-73 REGULAR SEASON PLAYER STATS

| Player             | GP        | G          | A          | PTS        | PIM          |
|--------------------|-----------|------------|------------|------------|--------------|
| Barry Merrell      | 74        | 32         | 40         | 72         | 51           |
| Bob Kelly          | 70        | 27         | 35         | 62         | 206          |
| Rick Pagnutti      | 72        | 18         | 37         | 55         | 64           |
| Larry McKillop     | 75        | 17         | 33         | 50         | 41           |
| Herman Karp        | 55        | 14         | 27         | 41         | 26           |
| Dave Hrechkosy     | 70        | 15         | 24         | 39         | 48           |
| Gene Sobchuk       | 58        | 22         | 16         | 38         | 29           |
| Rod Graham         | 70        | 16         | 22         | 38         | 83           |
| John Bednarski     | 72        | 14         | 24         | 38         | 205          |
| Bob Ellett         | 69        | 19         | 18         | 37         | 73           |
| Guy Burrowes       | 70        | 8          | 21         | 29         | 31           |
| Wayne Morusyk      | 68        | 2          | 21         | 23         | 39           |
| Bob Malcolm        | 74        | 5          | 17         | 22         | 105          |
| Jeff Hunt          | 34        | 8          | 10         | 18         | 16           |
| Gerry Sillers      | 55        | 8          | 8          | 16         | 19           |
| Lorne Rombough     | 26        | 6          | 10         | 16         | 17           |
| Norm Armstrong     | 45        | 4          | 5          | 9          | 22           |
| Bob Craig          | 25        | 2          | 2          | 4          | 17           |
| Bob Thompson       | 44        | 1          | 3          | 4          | 10           |
| Darryl Sly         | 1         | 1          | 2          | 3          | 0            |
| Lynn Zimmerman (G) | 58        | 0          | 3          | 3          | 50           |
| Ron Fogal          | 66        | 0          | 2          | 2          | 121          |
| Pat Flaherty (G)   | 2         | 0          | 0          | 0          | 0            |
| Fraser Robertson   | 4         | 0          | 0          | 0          | 0            |
| Gaye Cooley (G)    | 24        | 0          | 0          | 0          | 24           |
| <b>TOTALS</b>      | <b>76</b> | <b>239</b> | <b>380</b> | <b>619</b> | <b>1,297</b> |

## 1973-74 REGULAR SEASON PLAYER STATS

| Player             | GP        | G          | A          | PTS        | PIM         |
|--------------------|-----------|------------|------------|------------|-------------|
| Art Stratton       | 76        | 24         | 71         | 95         | 118         |
| Barry Merrell      | 75        | 28         | 59         | 87         | 49          |
| Murray Kuntz       | 72        | 51         | 31         | 82         | 31          |
| Larry McKillop     | 70        | 21         | 38         | 59         | 50          |
| Rick Pagnutti      | 69        | 11         | 43         | 54         | 57          |
| Ron Dussiaume      | 74        | 23         | 30         | 53         | 77          |
| Rod Graham         | 76        | 10         | 41         | 51         | 88          |
| Gary Bredin        | 76        | 26         | 24         | 50         | 63          |
| Bob Ellett         | 76        | 26         | 19         | 45         | 41          |
| Dick Mattiussi     | 76        | 12         | 26         | 38         | 82          |
| Billy Knibbs       | 38        | 9          | 25         | 34         | 6           |
| Doug Ferguson      | 64        | 11         | 19         | 30         | 60          |
| Ross Butler        | 45        | 21         | 9          | 30         | 18          |
| Bob Malcolm        | 76        | 4          | 15         | 19         | 55          |
| Francois Ouimet    | 40        | 4          | 11         | 15         | 56          |
| Jean Gauthier      | 52        | 3          | 9          | 12         | 61          |
| Jake Rathwell      | 27        | 5          | 5          | 10         | 24          |
| John Wensink       | 45        | 6          | 2          | 8          | 145         |
| Bob Sneddon (G)    | 31        | 0          | 4          | 4          | 2           |
| Brian Bowles       | 16        | 1          | 2          | 3          | 4           |
| Wayne Morusyk      | 15        | 0          | 1          | 1          | 13          |
| Darryl Sly         | 1         | 0          | 0          | 0          | 2           |
| Lynn Zimmerman (G) | 46        | 0          | 0          | 0          | 31          |
| <b>TOTALS</b>      | <b>76</b> | <b>296</b> | <b>484</b> | <b>780</b> | <b>1133</b> |

## 1972-73 REGULAR SEASON GOALTENDER STATS

| Goaltender     | GP        | MIN          | GA         | SO       | EN       | AVG         | Record          |
|----------------|-----------|--------------|------------|----------|----------|-------------|-----------------|
| Lynn Zimmerman | 58        | 3,264        | 192        | 2        | 1        | 3.54        | 24-23-9         |
| Gaye Cooley    | 24        | 1,272        | 78         | 0        | 1        | 3.67        | 9-8-3           |
| Pat Flaherty   | 2         | 20           | 4          | 0        | 0        | 9.00        | 0-0-0           |
| <b>TOTALS</b>  | <b>76</b> | <b>4,556</b> | <b>274</b> | <b>2</b> | <b>2</b> | <b>3.71</b> | <b>33-31-12</b> |

## 1973-74 REGULAR SEASON GOALTENDER STATS

| Goaltender     | GP        | MIN | GA         | SO       | EN       | AVG         | Record          |
|----------------|-----------|-----|------------|----------|----------|-------------|-----------------|
| Lynn Zimmerman | 46        | N/A | 133        | 1        | 0        | 2.90        | 27-12-7         |
| Bob Sneddon    | 31        | N/A | 114        | 1        | 1        | 3.78        | 15-9-6          |
| <b>TOTALS</b>  | <b>76</b> |     | <b>247</b> | <b>2</b> | <b>1</b> | <b>3.25</b> | <b>42-21-13</b> |

## 1972-73 REGULAR SEASON STATS

|           | GP | W  | L  | T  | PTS | GF  | GA  |
|-----------|----|----|----|----|-----|-----|-----|
| Rochester | 76 | 33 | 31 | 12 | 78  | 239 | 276 |
| Opponents | 76 | 31 | 33 | 12 | 74  | 276 | 239 |

## 1973-74 REGULAR SEASON STATS

|           | GP | W  | L  | T  | PTS | GF  | GA  |
|-----------|----|----|----|----|-----|-----|-----|
| Rochester | 76 | 42 | 21 | 13 | 97  | 296 | 248 |
| Opponents | 76 | 21 | 42 | 13 | 55  | 248 | 296 |



# RECORD BOOK YEAR-BY-YEAR STATISTICS



## 1974-75 REGULAR SEASON PLAYER STATS

| Player            | GP        | G          | A          | PTS        | PIM         |
|-------------------|-----------|------------|------------|------------|-------------|
| Doug Gibson       | 75        | 44         | 72         | 116        | 31          |
| Barry Merrell     | 74        | 44         | 41         | 85         | 32          |
| Dave Hynes        | 59        | 42         | 35         | 77         | 33          |
| Ron Garwasiuk     | 67        | 36         | 32         | 68         | 141         |
| Gordie Clark      | 65        | 22         | 42         | 64         | 34          |
| Larry McKillop    | 66        | 17         | 35         | 52         | 18          |
| Rick Pagnutti     | 74        | 12         | 40         | 52         | 59          |
| Al Simmons        | 68        | 7          | 36         | 43         | 60          |
| Rod Graham        | 59        | 12         | 22         | 34         | 97          |
| Dunc Rousseau     | 30        | 11         | 21         | 32         | 39          |
| Craig Sarner      | 46        | 14         | 13         | 27         | 26          |
| Billy Knibbs      | 43        | 8          | 17         | 25         | 14          |
| Steve Stirling    | 69        | 14         | 11         | 25         | 16          |
| Harry Shaw        | 74        | 1          | 23         | 24         | 148         |
| Jake Rathwell     | 68        | 10         | 12         | 22         | 45          |
| Steve Langdon     | 56        | 8          | 11         | 19         | 8           |
| Ray Maluta        | 75        | 7          | 12         | 19         | 117         |
| Peter Sturgeon    | 33        | 6          | 11         | 17         | 19          |
| Mike Milbury      | 71        | 2          | 15         | 17         | 246         |
| Dave Reece (G)    | 42        | 0          | 3          | 3          | 8           |
| Bob Sneddon (G)   | 34        | 0          | 1          | 1          | 4           |
| Bernie MacNeil    | 10        | 0          | 1          | 1          | 12          |
| Bob Malcolm       | 5         | 0          | 0          | 0          | 0           |
| Bill Best         | 2         | 0          | 0          | 0          | 2           |
| Gary Jacquith     | 1         | 0          | 0          | 0          | 0           |
| Ken Broderick (G) | 3         | 0          | 0          | 0          | 0           |
| <b>TOTALS</b>     | <b>76</b> | <b>317</b> | <b>506</b> | <b>823</b> | <b>1209</b> |

## 1975-76 REGULAR SEASON PLAYER STATS

| Player            | GP        | G          | A          | PTS        | PIM         |
|-------------------|-----------|------------|------------|------------|-------------|
| Gordie Clark      | 72        | 30         | 49         | 79         | 7           |
| Barry Merrell     | 70        | 28         | 41         | 69         | 20          |
| Dave Hynes        | 63        | 37         | 30         | 67         | 20          |
| Rene Drolet       | 74        | 23         | 40         | 63         | 42          |
| Paul O'Neil       | 49        | 35         | 16         | 51         | 17          |
| Ray Maluta        | 74        | 3          | 43         | 46         | 170         |
| Ron Garwasiuk     | 58        | 19         | 25         | 44         | 88          |
| Jim Jones         | 66        | 16         | 23         | 39         | 73          |
| Barry Smith       | 50        | 14         | 22         | 36         | 14          |
| Brian Murphy      | 62        | 14         | 22         | 36         | 37          |
| Rick Adduono      | 67        | 11         | 23         | 34         | 24          |
| Rick Pagnutti     | 63        | 4          | 29         | 33         | 46          |
| Dunc Rousseau     | 66        | 13         | 18         | 31         | 96          |
| Doug Gibson       | 17        | 11         | 20         | 31         | 11          |
| Steve Langdon     | 62        | 18         | 11         | 29         | 11          |
| Ron Snell         | 35        | 10         | 12         | 22         | 13          |
| Mike Milbury      | 72        | 3          | 15         | 18         | 203         |
| Doug Halward      | 54        | 6          | 11         | 17         | 51          |
| Harry Shaw        | 48        | 3          | 7          | 10         | 71          |
| Al Sims           | 21        | 4          | 5          | 9          | 12          |
| Duane Rupp        | 4         | 1          | 6          | 7          | 2           |
| Al Simmons        | 5         | 0          | 5          | 5          | 13          |
| Les Auge          | 10        | 0          | 3          | 3          | 6           |
| Ken Broderick (G) | 42        | 0          | 3          | 3          | 0           |
| Stan Jonathan     | 5         | 1          | 1          | 2          | 0           |
| Mike Amodeo       | 10        | 0          | 2          | 2          | 4           |
| Ross Brooks (G)   | 34        | 0          | 1          | 1          | 4           |
| Jack Smith        | 3         | 0          | 1          | 1          | 7           |
| Joe Zanussi       | 2         | 0          | 1          | 1          | 2           |
| Reg Krezanski     | 1         | 0          | 0          | 0          | 2           |
| Peter Sturgeon    | 1         | 0          | 0          | 0          | 0           |
| Rich Hart         | 5         | 0          | 0          | 0          | 19          |
| Tim Ripley        | 1         | 0          | 0          | 0          | 0           |
| Steve Stirling    | 6         | 0          | 0          | 0          | 0           |
| Rick Lemay (G)    | 1         | 0          | 0          | 0          | 0           |
| <b>TOTALS</b>     | <b>76</b> | <b>304</b> | <b>485</b> | <b>789</b> | <b>1085</b> |

## 1974-75 REGULAR SEASON GOALTENDER STATS

| Goaltender    | GP        | MIN          | GA         | SO       | EN       | AVG         | Record         |
|---------------|-----------|--------------|------------|----------|----------|-------------|----------------|
| Dave Reece    | 42        | 2,478        | 121        | 1        | 3        | 2.92        | 19-16-7        |
| Bob Sneddon   | 34        | 1,924        | 101        | 0        | 3        | 3.14        | 22-7-2         |
| Ken Broderick | 3         | 180          | 15         | 0        | 0        | 5.00        | 1-2-0          |
| <b>TOTALS</b> | <b>76</b> | <b>4,582</b> | <b>237</b> | <b>1</b> | <b>6</b> | <b>3.09</b> | <b>42-25-9</b> |

## 1975-76 REGULAR SEASON GOALTENDER STATS

| Goaltender    | GP        | MIN          | GA         | SO       | EN       | SVS         | SVS%        | AVG         | Record         |
|---------------|-----------|--------------|------------|----------|----------|-------------|-------------|-------------|----------------|
| Rick Lemay    | 1         | 20           | 1          | 0        | 0        | 7           | 87.5        | 3.00        | 0-0-0          |
| Ross Brooks   | 34        | 2,055        | 103        | 2        | 2        | 849         | 89.2        | 3.01        | 20-12-2        |
| Ken Broderick | 42        | 2,540        | 136        | 2        | 1        | 1037        | 88.4        | 3.21        | 22-13-7        |
| <b>TOTALS</b> | <b>76</b> | <b>4,615</b> | <b>240</b> | <b>4</b> | <b>3</b> | <b>1893</b> | <b>88.7</b> | <b>3.12</b> | <b>42-25-9</b> |

## 1974-75 REGULAR SEASON STATS

|           | GP | W  | L  | T | PTS | GF  | GA  |
|-----------|----|----|----|---|-----|-----|-----|
| Rochester | 76 | 42 | 25 | 9 | 93  | 317 | 243 |
| Opponents | 76 | 25 | 42 | 9 | 59  | 243 | 317 |

## 1975-76 REGULAR SEASON STATS

|           | GP | W  | L  | T | PTS | GF  | GA  |
|-----------|----|----|----|---|-----|-----|-----|
| Rochester | 76 | 42 | 25 | 9 | 93  | 304 | 243 |
| Opponents | 76 | 25 | 42 | 9 | 59  | 243 | 304 |



# RECORD BOOK YEAR-BY-YEAR STATISTICS



## 1976-77 REGULAR SEASON PLAYER STATS

| Player           | GP        | G          | A          | PTS        | PIM         |
|------------------|-----------|------------|------------|------------|-------------|
| Doug Gibson      | 78        | 41         | 56         | 97         | 11          |
| Ron Garwasiuk    | 66        | 32         | 42         | 74         | 141         |
| Rick Adduono     | 78        | 29         | 45         | 74         | 38          |
| Gordie Clark     | 58        | 34         | 37         | 71         | 50          |
| Rene Drolet      | 80        | 28         | 38         | 66         | 42          |
| Jim Jones        | 75        | 24         | 34         | 58         | 64          |
| Mike Byers       | 66        | 25         | 29         | 54         | 10          |
| Al Sims          | 78        | 10         | 33         | 43         | 42          |
| Earl Anderson    | 32        | 19         | 14         | 33         | 16          |
| Doug Halward     | 54        | 4          | 28         | 32         | 28          |
| Steve Langdon    | 43        | 16         | 15         | 31         | 4           |
| Hank Nowak       | 35        | 12         | 17         | 29         | 26          |
| Clayton Pachal   | 68        | 8          | 20         | 28         | 140         |
| Rod Graham       | 69        | 5          | 22         | 27         | 77          |
| John Wensink     | 49        | 11         | 15         | 26         | 145         |
| Ray Maluta       | 51        | 2          | 24         | 26         | 138         |
| Barry Smith      | 78        | 9          | 12         | 21         | 16          |
| Darryl Edestrand | 43        | 4          | 13         | 17         | 62          |
| Harry Shaw       | 57        | 1          | 11         | 12         | 42          |
| Duane Rupp       | 34        | 3          | 8          | 11         | 12          |
| Joe Zanussi      | 18        | 1          | 9          | 10         | 20          |
| Barry Merrell    | 27        | 2          | 6          | 8          | 6           |
| Jim Pettie (G)   | 43        | 0          | 3          | 3          | 55          |
| Mike Curran (G)  | 9         | 0          | 0          | 0          | 4           |
| Rich Hart        | 3         | 0          | 0          | 0          | 50          |
| Dave Reece (G)   | 32        | 0          | 0          | 0          | 6           |
| Gary Jacquith    | 1         | 0          | 0          | 0          | 0           |
| Stan Jonathan    | 3         | 0          | 0          | 0          | 7           |
| Gary Carr (G)    | 1         | 0          | 0          | 0          | 0           |
| <b>TOTALS</b>    | <b>80</b> | <b>320</b> | <b>531</b> | <b>851</b> | <b>1252</b> |

## 1977-78 REGULAR SEASON PLAYER STATS

| Player           | GP        | G          | A          | PTS        | PIM         |
|------------------|-----------|------------|------------|------------|-------------|
| Rick Adduono     | 76        | 38         | 60         | 98         | 34          |
| Gordie Clark     | 75        | 37         | 51         | 88         | 18          |
| Ron Garwasiuk    | 78        | 29         | 51         | 80         | 174         |
| Earl Anderson    | 72        | 26         | 40         | 66         | 22          |
| Steve Langdon    | 72        | 30         | 27         | 57         | 0           |
| Rene Drolet      | 70        | 24         | 27         | 51         | 20          |
| Brad Anderson    | 81        | 18         | 27         | 45         | 36          |
| Sean Shanahan    | 66        | 20         | 23         | 43         | 156         |
| Ray Maluta       | 79        | 9          | 32         | 41         | 125         |
| Darryl Edestrand | 64        | 6          | 27         | 33         | 28          |
| Barry Smith      | 81        | 16         | 16         | 32         | 22          |
| Brian McGregor   | 70        | 20         | 10         | 30         | 27          |
| Bill Bennett     | 67        | 11         | 19         | 30         | 107         |
| Doug Halward     | 42        | 8          | 14         | 22         | 17          |
| Clayton Pachal   | 61        | 10         | 10         | 20         | 105         |
| Rod Graham       | 73        | 7          | 12         | 19         | 39          |
| Al Sims          | 31        | 6          | 13         | 19         | 12          |
| Daryl Drader     | 56        | 2          | 13         | 15         | 40          |
| Mike Forbes      | 32        | 3          | 12         | 15         | 65          |
| Bjorn Johanson   | 26        | 2          | 10         | 12         | 20          |
| Peter McNamee    | 26        | 3          | 6          | 9          | 38          |
| Mike Kaszycki    | 6         | 4          | 2          | 6          | 2           |
| Bob Miller       | 3         | 1          | 3          | 4          | 7           |
| Dwight Foster    | 3         | 0          | 3          | 3          | 2           |
| Pat Price        | 5         | 2          | 1          | 3          | 9           |
| Dave Parro (G)   | 46        | 0          | 2          | 2          | 0           |
| Jim Pettie (G)   | 32        | 0          | 2          | 2          | 16          |
| Joe Rando        | 3         | 0          | 1          | 1          | 13          |
| Peter Sturgeon   | 12        | 0          | 1          | 1          | 21          |
| Joe Fidler       | 2         | 0          | 0          | 0          | 0           |
| Gary Carr (G)    | 5         | 0          | 0          | 0          | 0           |
| <b>TOTALS</b>    | <b>81</b> | <b>332</b> | <b>515</b> | <b>847</b> | <b>1175</b> |

## 1976-77 REGULAR SEASON GOALTENDER STATS

| Goaltender    | GP        | MIN            | GA         | SO       | EN       | SVS         | SVS%        | AVG         | Record         |
|---------------|-----------|----------------|------------|----------|----------|-------------|-------------|-------------|----------------|
| Gary Carr     | 1         | 60:00          | 3          | 0        | 0        | 32          | 91.4        | 3.00        | 1-0-0          |
| Jim Pettie    | 43        | 2461:13        | 131        | 2        | 3        | 1081        | 89.2        | 3.19        | 25-15-1        |
| Dave Reece    | 32        | 1890:59        | 111        | 1        | 1        | 756         | 87.2        | 3.53        | 15-14-3        |
| Mike Curran   | 9         | 390:21         | 23         | 1        | 1        | 183         | 88.8        | 3.54        | 1-4-1          |
| <b>TOTALS</b> | <b>80</b> | <b>4802:33</b> | <b>268</b> | <b>4</b> | <b>5</b> | <b>2052</b> | <b>88.4</b> | <b>3.35</b> | <b>42-33-5</b> |

## 1977-78 REGULAR SEASON GOALTENDER STATS

| Goaltender    | GP        | MIN            | GA         | SO       | EN       | SVS         | SVS%        | AVG         | Record         |
|---------------|-----------|----------------|------------|----------|----------|-------------|-------------|-------------|----------------|
| Jim Pettie    | 32        | 1898:30        | 107        | 2        | 1        | 853         | 88.9        | 3.38        | 16-12-4        |
| Gary Carr     | 5         | 297:51         | 17         | 0        | 2        | 140         | 89.2        | 3.43        | 2-3-0          |
| Dave Parro    | 46        | 2693:34        | 164        | 0        | 5        | 1248        | 88.4        | 3.65        | 25-16-3        |
| <b>TOTALS</b> | <b>81</b> | <b>4889:15</b> | <b>288</b> | <b>2</b> | <b>8</b> | <b>2241</b> | <b>88.6</b> | <b>3.53</b> | <b>43-31-7</b> |

## 1976-77 REGULAR SEASON STATS

|           | GP | W  | L  | T | PTS | GF  | GA  |
|-----------|----|----|----|---|-----|-----|-----|
| Rochester | 80 | 42 | 33 | 5 | 89  | 320 | 273 |
| Opponents | 80 | 33 | 42 | 5 | 71  | 273 | 320 |

## 1977-78 REGULAR SEASON STATS

|           | GP | W  | L  | T | PTS | GF  | GA  |
|-----------|----|----|----|---|-----|-----|-----|
| Rochester | 81 | 43 | 31 | 7 | 93  | 332 | 296 |
| Opponents | 81 | 31 | 43 | 7 | 69  | 296 | 332 |



# RECORD BOOK YEAR-BY-YEAR STATISTICS



## 1978-79 REGULAR SEASON PLAYER STATS

| Player          | GP        | G          | A          | PTS        | PIM         |
|-----------------|-----------|------------|------------|------------|-------------|
| Bill Bennett    | 72        | 33         | 38         | 71         | 69          |
| Barry Smith     | 80        | 23         | 43         | 66         | 46          |
| Ton Songin      | 59        | 21         | 38         | 59         | 92          |
| Steve West      | 47        | 24         | 31         | 55         | 28          |
| Brian McGregor  | 72        | 25         | 28         | 53         | 21          |
| Graeme Nicolson | 80        | 16         | 35         | 51         | 112         |
| Steve Langdon   | 80        | 25         | 23         | 48         | 14          |
| Gary Burns      | 79        | 16         | 30         | 46         | 99          |
| Tom Cassidy     | 51        | 11         | 35         | 46         | 55          |
| Daryl Drader    | 77        | 20         | 25         | 45         | 36          |
| Greg Vaydik     | 80        | 16         | 25         | 41         | 10          |
| Dwight Foster   | 22        | 11         | 18         | 29         | 8           |
| Don Larway      | 37        | 13         | 11         | 24         | 55          |
| Mike Forbes     | 75        | 4          | 20         | 24         | 97          |
| Ray Maluta      | 35        | 4          | 14         | 18         | 58          |
| Brad Knelson    | 48        | 4          | 10         | 14         | 72          |
| Jeff Brubaker   | 57        | 4          | 10         | 14         | 253         |
| Ron Garwasiuk   | 20        | 5          | 5          | 10         | 33          |
| Mark Suzor      | 24        | 4          | 6          | 10         | 16          |
| Keith Johnson   | 29        | 1          | 6          | 7          | 137         |
| Al Secord       | 4         | 4          | 2          | 6          | 50          |
| Stu Younger     | 24        | 2          | 3          | 5          | 15          |
| Joe Rando       | 71        | 0          | 4          | 4          | 99          |
| Doug Butler     | 7         | 1          | 2          | 3          | 0           |
| Mike Walton     | 1         | 1          | 2          | 3          | 2           |
| Mike Holmes     | 2         | 1          | 0          | 1          | 2           |
| Al Sims         | 3         | 0          | 1          | 1          | 4           |
| Alain Harvey    | 5         | 0          | 1          | 1          | 0           |
| Dave Parro (G)  | 36        | 0          | 1          | 1          | 10          |
| Gary Carr (G)   | 42        | 0          | 1          | 1          | 42          |
| Dennis O'Brien  | 2         | 0          | 0          | 0          | 2           |
| Kevin Coughlin  | 2         | 0          | 0          | 0          | 0           |
| Paul Barrett    | 1         | 0          | 0          | 0          | 2           |
| Rick Dorman     | 1         | 0          | 0          | 0          | 0           |
| Rob Mierklans   | 3         | 0          | 0          | 0          | 2           |
| Bob Blood       | 1         | 0          | 0          | 0          | 0           |
| Ray Tremblay    | 1         | 0          | 0          | 0          | 0           |
| Jim Pettie (G)  | 9         | 0          | 0          | 0          | 10          |
| <b>TOTALS</b>   | <b>80</b> | <b>289</b> | <b>468</b> | <b>757</b> | <b>1551</b> |

## 1979-80 REGULAR SEASON PLAYER STATS

| Player              | GP        | G          | A          | PTS        | PIM         |
|---------------------|-----------|------------|------------|------------|-------------|
| Chris Halyk         | 80        | 28         | 34         | 62         | 32          |
| Paul Crowley        | 80        | 24         | 37         | 61         | 171         |
| Geordie Robertson   | 55        | 26         | 26         | 52         | 66          |
| Bob Mongrain        | 39        | 25         | 24         | 49         | 58          |
| Joe Kowal           | 66        | 20         | 27         | 47         | 139         |
| Bill Stewart        | 63        | 12         | 28         | 40         | 189         |
| Jacques Richard     | 37        | 13         | 23         | 36         | 37          |
| Wayne Ramsey        | 68        | 6          | 29         | 35         | 58          |
| Ron Garwasiuk       | 51        | 9          | 23         | 32         | 78          |
| Mike Boland         | 80        | 4          | 28         | 32         | 178         |
| Richard Suwek       | 69        | 8          | 22         | 30         | 26          |
| Andre Savard        | 25        | 11         | 17         | 28         | 4           |
| Ron Schock          | 40        | 10         | 18         | 28         | 12          |
| Dave Schultz        | 56        | 10         | 14         | 24         | 248         |
| Normand Lefebvre    | 70        | 17         | 6          | 23         | 70          |
| Daryl Drader        | 59        | 4          | 17         | 21         | 30          |
| Mike Breen          | 63        | 3          | 10         | 13         | 247         |
| John Gould          | 13        | 6          | 5          | 11         | 6           |
| Jim Turkiewicz      | 53        | 3          | 8          | 11         | 32          |
| Barry Smith         | 35        | 3          | 7          | 10         | 14          |
| Eric Strobel        | 13        | 4          | 4          | 8          | 4           |
| John Harrington     | 12        | 4          | 3          | 7          | 8           |
| Morris Titanic      | 25        | 3          | 3          | 6          | 6           |
| Mark Toffolo        | 54        | 2          | 4          | 6          | 282         |
| Jim Walsh           | 33        | 2          | 4          | 6          | 64          |
| Alex Tidey          | 9         | 2          | 3          | 5          | 6           |
| Jean-Francois Sauve | 3         | 1          | 1          | 2          | 0           |
| Ed Walsh (G)        | 50        | 0          | 2          | 2          | 8           |
| Randy Ireland (G)   | 29        | 0          | 2          | 2          | 38          |
| Jim Bedard (G)      | 6         | 0          | 0          | 0          | 4           |
| Mike Parker (G)     | 2         | 0          | 0          | 0          | 0           |
| <b>TOTALS</b>       | <b>80</b> | <b>260</b> | <b>429</b> | <b>689</b> | <b>2111</b> |

## 1978-79 REGULAR SEASON GOALTENDER STATS

| Goaltender    | GP        | MIN            | GA         | SO       | EN       | SVS         | SVS%        | AVG         | Record          |
|---------------|-----------|----------------|------------|----------|----------|-------------|-------------|-------------|-----------------|
| Dave Parro    | 36        | 2048:39        | 130        | 2        | 5        | 1047        | 89.0        | 3.81        | 12-15-6         |
| Gary Carr     | 42        | 2347:26        | 172        | 1        | 2        | 1053        | 86.0        | 4.40        | 14-20-5         |
| Jim Pettie    | 9         | 452:25         | 39         | 0        | 2        | 207         | 84.1        | 5.17        | 0-7-1           |
| <b>TOTALS</b> | <b>80</b> | <b>4847:90</b> | <b>341</b> | <b>3</b> | <b>9</b> | <b>2307</b> | <b>87.1</b> | <b>4.17</b> | <b>26-42-12</b> |

## 1979-80 REGULAR SEASON GOALTENDER STATS

| Goaltender    | GP        | MIN            | GA         | SO       | EN       | SVS         | SVS%        | AVG         | Record          |
|---------------|-----------|----------------|------------|----------|----------|-------------|-------------|-------------|-----------------|
| Jim Bedard    | 6         | 340:17         | 20         | 0        | 2        | 136         | 87.2        | 3.53        | 2-4-0           |
| Randy Ireland | 29        | 1560:26        | 94         | 0        | 2        | 752         | 88.9        | 3.61        | 9-10-5          |
| Ed Walsh      | 50        | 2891:40        | 196        | 0        | 3        | 1243        | 86.4        | 4.07        | 17-27-5         |
| Mike Parker   | 2         | 80             | 10         | 0        | 0        | 39          | 79.6        | 7.50        | 0-1-0           |
| <b>TOTALS</b> | <b>80</b> | <b>4872:23</b> | <b>320</b> | <b>0</b> | <b>7</b> | <b>2170</b> | <b>87.1</b> | <b>3.96</b> | <b>28-42-10</b> |

## 1978-79 REGULAR SEASON STATS

|           | GP | W  | L  | T  | PTS | GF  | GA  |
|-----------|----|----|----|----|-----|-----|-----|
| Rochester | 80 | 26 | 42 | 12 | 64  | 289 | 349 |
| Opponents | 80 | 42 | 26 | 12 | 96  | 349 | 289 |

## 1979-80 REGULAR SEASON STATS

|           | GP | W  | L  | T  | PTS | GF  | GA  |
|-----------|----|----|----|----|-----|-----|-----|
| Rochester | 80 | 28 | 42 | 10 | 66  | 260 | 327 |
| Opponents | 80 | 42 | 28 | 10 | 94  | 327 | 260 |



# RECORD BOOK YEAR-BY-YEAR STATISTICS



## 1980-81 REGULAR SEASON PLAYER STATS

| Player               | GP        | G          | A          | PTS        | PIM         |
|----------------------|-----------|------------|------------|------------|-------------|
| Jean-Francois Sauve  | 56        | 29         | 54         | 83         | 21          |
| Bob Hess             | 70        | 17         | 58         | 75         | 95          |
| Ron Carter           | 38        | 31         | 19         | 50         | 8           |
| Bob Mongrain         | 69        | 21         | 29         | 50         | 101         |
| Peter Horachek       | 63        | 20         | 26         | 46         | 61          |
| Paul Crowley         | 80        | 24         | 19         | 43         | 144         |
| Alan Haworth         | 21        | 14         | 18         | 32         | 19          |
| Jim Walsh            | 76        | 8          | 23         | 31         | 182         |
| Jim Jones            | 73        | 13         | 15         | 28         | 83          |
| Chris Halyk          | 45        | 11         | 15         | 26         | 24          |
| Bernie Gallant       | 69        | 8          | 18         | 26         | 64          |
| Bob McClanahan       | 18        | 9          | 13         | 22         | 10          |
| Dave Fenyves         | 77        | 6          | 16         | 22         | 146         |
| Mark Robinson        | 61        | 4          | 18         | 22         | 105         |
| John Bednarski       | 76        | 3          | 18         | 21         | 156         |
| Mark Wichrowski      | 55        | 9          | 11         | 20         | 272         |
| Kevin Schamehorn     | 27        | 6          | 10         | 16         | 44          |
| Gilles Hamel         | 14        | 8          | 7          | 15         | 7           |
| John Paul Kelly      | 16        | 5          | 10         | 15         | 32          |
| Bob Fitchner         | 34        | 5          | 10         | 15         | 60          |
| Jim McRae            | 19        | 11         | 2          | 13         | 10          |
| Richard Leduc        | 23        | 5          | 7          | 12         | 35          |
| Gaston Therrien      | 18        | 2          | 10         | 12         | 6           |
| Bill Army            | 19        | 4          | 7          | 11         | 21          |
| Brad Kempthorne      | 15        | 1          | 8          | 9          | 6           |
| Dave Hindmarch       | 18        | 6          | 2          | 8          | 6           |
| Mike Breen           | 58        | 2          | 5          | 7          | 238         |
| Bill Stewart         | 6         | 1          | 6          | 7          | 12          |
| Alain Cote           | 23        | 1          | 6          | 7          | 14          |
| Geordie Robertson    | 20        | 3          | 3          | 6          | 19          |
| Ron Chipperfield     | 6         | 3          | 2          | 5          | 6           |
| Doug Caines          | 7         | 3          | 0          | 3          | 2           |
| Jacques Cloutier (G) | 61        | 0          | 3          | 3          | 9           |
| Kari Suoraniemi      | 4         | 1          | 1          | 2          | 2           |
| Wally Weir           | 7         | 1          | 1          | 2          | 79          |
| Scott McGeown        | 4         | 0          | 2          | 2          | 0           |
| Randy Cunneyworth    | 1         | 0          | 1          | 1          | 2           |
| Mike Boland          | 5         | 0          | 1          | 1          | 8           |
| Richard Suwek        | 10        | 0          | 1          | 1          | 4           |
| Jari Paavola (G)     | 25        | 0          | 1          | 1          | 4           |
| Brent Gogol          | 17        | 0          | 0          | 0          | 78          |
| Mark Toffolo         | 14        | 0          | 0          | 0          | 84          |
| Ron Fischer          | 4         | 0          | 0          | 0          | 0           |
| Daryl Drader         | 3         | 0          | 0          | 0          | 4           |
| Val James            | 3         | 0          | 0          | 0          | 12          |
| Cam MacGregor        | 3         | 0          | 0          | 0          | 0           |
| Ron Hansis           | 2         | 0          | 0          | 0          | 2           |
| Pierre Aubry         | 1         | 0          | 0          | 0          | 0           |
| Jim Cowell           | 1         | 0          | 0          | 0          | 0           |
| Richard David        | 1         | 0          | 0          | 0          | 0           |
| <b>TOTALS</b>        | <b>80</b> | <b>295</b> | <b>476</b> | <b>771</b> | <b>2297</b> |

## 1980-81 REGULAR SEASON GOALTENDER STATS

| Goaltender       | GP        | MIN          | GA         | SO       | EN       | AVG         | Record         |
|------------------|-----------|--------------|------------|----------|----------|-------------|----------------|
| Jacques Cloutier | 61        | 3,478        | 210        | 1        | 4        | 3.62        | 27-27-6        |
| Jari Paavola     | 25        | 1,360        | 98         | 0        | 4        | 4.32        | 3-15-2         |
| <b>TOTALS</b>    | <b>80</b> | <b>4,838</b> | <b>308</b> | <b>1</b> | <b>8</b> | <b>3.82</b> | <b>30-42-8</b> |

## 1980-81 REGULAR SEASON STATS

|           | GP | W  | L  | T | PTS | GF  | GA  |
|-----------|----|----|----|---|-----|-----|-----|
| Rochester | 80 | 30 | 42 | 8 | 68  | 295 | 316 |
| Opponents | 80 | 42 | 30 | 8 | 92  | 316 | 295 |

## 1981-82 REGULAR SEASON PLAYER STATS

| Player               | GP        | G          | A          | PTS        | PIM         |
|----------------------|-----------|------------|------------|------------|-------------|
| Gilles Hamel         | 57        | 31         | 44         | 75         | 55          |
| Bob Mongrain         | 56        | 37         | 37         | 74         | 45          |
| Chris Halyk          | 80        | 36         | 38         | 74         | 50          |
| Kai Suikkanen        | 71        | 34         | 33         | 67         | 32          |
| Dave Gorman          | 77        | 26         | 41         | 67         | 131         |
| Mal Davis            | 75        | 32         | 33         | 65         | 14          |
| Dean Turner          | 75        | 8          | 46         | 54         | 155         |
| Jim Weimer           | 74        | 19         | 26         | 45         | 57          |
| Jim Walsh            | 70        | 7          | 33         | 40         | 174         |
| Kari Suoraniemi      | 61        | 2          | 29         | 31         | 32          |
| Geordie Robertson    | 46        | 14         | 15         | 29         | 45          |
| Randy Cunneyworth    | 57        | 12         | 15         | 27         | 86          |
| Ron Fischer          | 61        | 6          | 20         | 26         | 122         |
| Peter Horachek       | 52        | 8          | 14         | 22         | 37          |
| Steve Patrick        | 38        | 11         | 9          | 20         | 15          |
| Bob Hess             | 22        | 6          | 13         | 19         | 10          |
| Alan Haworth         | 14        | 5          | 12         | 17         | 10          |
| Dave Fenyves         | 73        | 3          | 14         | 17         | 68          |
| Don Keller           | 67        | 3          | 11         | 14         | 228         |
| Jean-Francois Sauve  | 7         | 5          | 8          | 13         | 4           |
| Ron Carter           | 12        | 6          | 4          | 10         | 0           |
| Chuck Luksa          | 33        | 2          | 8          | 10         | 33          |
| Val James            | 65        | 5          | 4          | 9          | 204         |
| Chris Langevin       | 33        | 3          | 5          | 8          | 150         |
| Clint Fehr           | 23        | 3          | 1          | 4          | 42          |
| Mauri Eivola         | 10        | 1          | 2          | 3          | 4           |
| Mark Wichrowski      | 31        | 0          | 3          | 3          | 129         |
| Larry Floyd          | 1         | 0          | 2          | 2          | 0           |
| Jacques Cloutier (G) | 23        | 0          | 2          | 2          | 2           |
| Tim Bernhardt (G)    | 29        | 0          | 2          | 2          | 0           |
| Mark Robinson        | 7         | 0          | 1          | 1          | 6           |
| Rick Knickle (G)     | 31        | 0          | 1          | 1          | 0           |
| Venci Sebek          | 3         | 0          | 0          | 0          | 0           |
| Heikki Leime         | 1         | 0          | 0          | 0          | 0           |
| Ken Soble            | 1         | 0          | 0          | 0          | 15          |
| Jari Paavola (G)     | 3         | 0          | 0          | 0          | 0           |
| <b>TOTALS</b>        | <b>80</b> | <b>325</b> | <b>526</b> | <b>851</b> | <b>1955</b> |

## 1981-82 REGULAR SEASON GOALTENDER STATS

| Goaltender       | GP        | MIN          | GA         | SO       | EN       | AVG         | Record         |
|------------------|-----------|--------------|------------|----------|----------|-------------|----------------|
| Jacques Cloutier | 23        | 1,366        | 64         | 0        | 2        | 2.81        | 14-7-2         |
| Tim Bernhardt    | 29        | 1,586        | 95         | 0        | 4        | 3.59        | 15-10-2        |
| Rick Knickle     | 31        | 1,753        | 108        | 1        | 0        | 3.69        | 10-12-5        |
| Jari Paavola     | 3         | 141          | 12         | 0        | 1        | 5.16        | 1-2-0          |
| <b>TOTALS</b>    | <b>80</b> | <b>4,846</b> | <b>279</b> | <b>1</b> | <b>7</b> | <b>3.45</b> | <b>40-31-9</b> |

## 1981-82 REGULAR SEASON STATS

|           | GP | W  | L  | T | PTS | GF  | GA  |
|-----------|----|----|----|---|-----|-----|-----|
| Rochester | 80 | 40 | 31 | 9 | 89  | 325 | 286 |
| Opponents | 80 | 31 | 40 | 9 | 71  | 286 | 325 |



# RECORD BOOK YEAR-BY-YEAR STATISTICS



## 1982-83 REGULAR SEASON PLAYER STATS

| Player               | GP        | G          | A          | PTS         | PIM         |
|----------------------|-----------|------------|------------|-------------|-------------|
| Geordie Robertson    | 72        | 46         | 73         | 119         | 83          |
| Jean-Francois Sauve  | 73        | 30         | 69         | 99          | 10          |
| Bob Mongrain         | 80        | 29         | 52         | 81          | 72          |
| Kai Suikkanen        | 66        | 33         | 44         | 77          | 65          |
| Mal Davis            | 57        | 43         | 32         | 75          | 15          |
| Gary McAdam          | 73        | 40         | 29         | 69          | 58          |
| Jim Wiemer           | 74        | 15         | 44         | 59          | 43          |
| Daniel Naud          | 71        | 6          | 52         | 58          | 34          |
| Randy Cunneyworth    | 78        | 23         | 33         | 56          | 111         |
| Yvon Lambert         | 79        | 26         | 22         | 48          | 10          |
| Chris Langevin       | 71        | 18         | 25         | 43          | 255         |
| Jere Gillis          | 53        | 18         | 24         | 42          | 69          |
| Kari Suoraniemi      | 72        | 9          | 28         | 37          | 64          |
| Sean McKenna         | 26        | 16         | 10         | 26          | 14          |
| Dirk Rueter          | 73        | 2          | 23         | 25          | 78          |
| Ron Fischer          | 40        | 2          | 19         | 21          | 56          |
| Dave Fenyyes         | 51        | 2          | 19         | 21          | 45          |
| Clint Fehr           | 36        | 11         | 8          | 19          | 12          |
| Steve Dykstra        | 70        | 2          | 16         | 18          | 100         |
| Louis Crawford       | 64        | 5          | 11         | 16          | 142         |
| Don Keller           | 49        | 7          | 4          | 11          | 99          |
| Val James            | 68        | 3          | 4          | 7           | 88          |
| Mike Moller          | 10        | 1          | 6          | 7           | 2           |
| Jeff Hamilton        | 13        | 2          | 4          | 6           | 0           |
| Phil Myre (G)        | 43        | 0          | 2          | 2           | 14          |
| Heikki Leime         | 6         | 0          | 1          | 1           | 2           |
| Peter Horachek       | 1         | 0          | 0          | 0           | 0           |
| Ben Pederson         | 1         | 0          | 0          | 0           | 0           |
| Bernie Gallant       | 3         | 0          | 0          | 0           | 0           |
| Rick Knickle (G)     | 4         | 0          | 0          | 0           | 0           |
| Jacques Cloutier (G) | 13        | 0          | 0          | 0           | 4           |
| Paul Harrison (G)    | 29        | 0          | 0          | 0           | 14          |
| <b>TOTALS</b>        | <b>80</b> | <b>389</b> | <b>654</b> | <b>1043</b> | <b>1559</b> |

## 1983-84 REGULAR SEASON PLAYER STATS

| Player               | GP        | G          | A          | PTS        | PIM         |
|----------------------|-----------|------------|------------|------------|-------------|
| Mal Davis            | 71        | 55         | 48         | 103        | 53          |
| Geordie Robertson    | 64        | 37         | 54         | 91         | 103         |
| Claude Verret        | 65        | 39         | 51         | 90         | 4           |
| Bob Mongrain         | 78        | 41         | 44         | 85         | 154         |
| Yvon Lambert         | 79        | 27         | 43         | 70         | 14          |
| Daniel Naud          | 79        | 15         | 44         | 59         | 29          |
| Warren Harper        | 78        | 25         | 28         | 53         | 56          |
| Ron Fischer          | 80        | 10         | 32         | 42         | 94          |
| Mark Renaud          | 64        | 9          | 33         | 42         | 48          |
| Randy Cunneyworth    | 54        | 18         | 17         | 35         | 85          |
| Norm Lacombe         | 44        | 10         | 16         | 26         | 45          |
| Chris Langevin       | 41        | 11         | 14         | 25         | 133         |
| Steve Patrick        | 30        | 8          | 14         | 22         | 33          |
| Steve Dykstra        | 64        | 3          | 19         | 22         | 141         |
| Jim Aldred           | 64        | 10         | 9          | 19         | 57          |
| Dave Fenyyes         | 70        | 3          | 16         | 19         | 55          |
| Kai Suikkanen        | 15        | 7          | 10         | 17         | 2           |
| Dirk Rueter          | 76        | 0          | 16         | 16         | 95          |
| Gates Orlando        | 11        | 8          | 7          | 15         | 2           |
| Jim Wiemer           | 12        | 4          | 11         | 15         | 11          |
| Lou Crawford         | 76        | 7          | 6          | 13         | 234         |
| Tom St. James        | 31        | 6          | 7          | 13         | 8           |
| Rich Goodfellow      | 20        | 2          | 6          | 8          | 25          |
| Venci Sebek          | 41        | 2          | 5          | 7          | 27          |
| Jeff Eatough         | 24        | 1          | 5          | 6          | 5           |
| Rick Hampton         | 21        | 1          | 3          | 4          | 7           |
| Jerry Korab          | 4         | 0          | 4          | 4          | 2           |
| Bob Bodak            | 12        | 2          | 1          | 3          | 6           |
| Val James            | 62        | 1          | 2          | 3          | 122         |
| Jacques Cloutier (G) | 51        | 0          | 2          | 2          | 10          |
| Clint Fehr           | 10        | 1          | 0          | 1          | 0           |
| Phil Myre (G)        | 33        | 0          | 1          | 1          | 4           |
| Don Keller           | 3         | 0          | 0          | 0          | 0           |
| Bob McNamara (G)     | 5         | 0          | 0          | 0          | 0           |
| <b>TOTALS</b>        | <b>80</b> | <b>363</b> | <b>568</b> | <b>931</b> | <b>1664</b> |

## 1982-83 REGULAR SEASON GOALTENDER STATS

| Goaltender       | GP        | MIN          | GA         | SO       | EN       | AVG         | Record         |
|------------------|-----------|--------------|------------|----------|----------|-------------|----------------|
| Phil Myre        | 43        | 2,541        | 156        | 0        | 0        | 3.68        | 28-8-5         |
| Jacques Cloutier | 13        | 634          | 42         | 0        | 1        | 3.98        | 7-3-1          |
| Paul Harrison    | 29        | 1,535        | 110        | 0        | 4        | 4.30        | 11-11-3        |
| Rick Knickle     | 4         | 143          | 11         | 0        | 1        | 4.64        | 0-3-0          |
| <b>TOTALS</b>    | <b>80</b> | <b>4,853</b> | <b>319</b> | <b>0</b> | <b>6</b> | <b>3.94</b> | <b>46-25-9</b> |

## 1983-84 REGULAR SEASON GOALTENDER STATS

| Goaltender       | GP        | MIN          | GA         | SO       | EN       | AVG         | Record         |
|------------------|-----------|--------------|------------|----------|----------|-------------|----------------|
| Phil Myre        | 33        | 1,801        | 104        | 3        | 2        | 3.46        | 19-9-1         |
| Jacques Cloutier | 51        | 2,842        | 172        | 1        | 7        | 3.63        | 26-22-1        |
| Bob McNamara     | 5         | 171          | 15         | 0        | 0        | 5.26        | 1-1-0          |
| <b>TOTALS</b>    | <b>80</b> | <b>4,814</b> | <b>291</b> | <b>4</b> | <b>9</b> | <b>3.63</b> | <b>46-32-2</b> |

## 1982-83 REGULAR SEASON STATS

|           | GP | W  | L  | T | PTS | GF  | GA  |
|-----------|----|----|----|---|-----|-----|-----|
| Rochester | 80 | 46 | 25 | 9 | 101 | 389 | 325 |
| Opponents | 80 | 25 | 46 | 9 | 59  | 325 | 389 |

## 1983-84 REGULAR SEASON STATS

|           | GP | W  | L  | T | PTS | GF  | GA  |
|-----------|----|----|----|---|-----|-----|-----|
| Rochester | 80 | 46 | 32 | 2 | 94  | 363 | 300 |
| Opponents | 80 | 32 | 46 | 2 | 66  | 300 | 363 |



# RECORD BOOK YEAR-BY-YEAR STATISTICS



## 1984-85 REGULAR SEASON PLAYER STATS

| No. | Player               | GP        | G          | A          | PTS        | PIM         | PPG       | SHG       | GWG       | GFG       |
|-----|----------------------|-----------|------------|------------|------------|-------------|-----------|-----------|-----------|-----------|
| 21  | Claude Verret        | 76        | 40         | 53         | 93         | 12          | 12        | 0         | 3         | 5         |
| 7   | Geordie Robertson    | 70        | 27         | 48         | 75         | 91          | 7         | 0         | 4         | 4         |
| 11  | Randy Cunneyworth    | 72        | 30         | 38         | 68         | 148         | 6         | 0         | 43        |           |
| 32  | Mike Moller          | 73        | 19         | 46         | 65         | 27          | 4         | 0         | 4         | 3         |
| 10  | Warren Harper        | 78        | 29         | 34         | 63         | 43          | 4         | 2         | 2         | 5         |
| 25  | Ted Nolan            | 65        | 28         | 34         | 62         | 152         | 5         | 1         | 3         | 5         |
| 14  | Gates Orlando        | 49        | 26         | 30         | 56         | 62          | 3         | 3         | 2         | 4         |
| 18  | Gary Burns           | 76        | 22         | 27         | 49         | 64          | 3         | 1         | 3         | 4         |
| 24  | Timo Jutila          | 56        | 13         | 30         | 43         | 29          | 5         | 0         | 1         | 4         |
| 20  | Mark Renaud          | 80        | 8          | 34         | 42         | 56          | 2         | 0         | 2         | 0         |
| 15  | Chris Langevin       | 63        | 19         | 21         | 40         | 212         | 5         | 0         | 2         | 2         |
| 4   | Steve Dykstra        | 51        | 9          | 23         | 32         | 113         | 4         | 0         | 0         | 4         |
| 26  | Normand Lacombe      | 33        | 13         | 16         | 29         | 33          | 2         | 0         | 3         | 0         |
| 5   | Heikki Leime         | 76        | 4          | 18         | 22         | 30          | 2         | 0         | 0         | 0         |
| 16  | Jeff Hamilton        | 70        | 7          | 14         | 21         | 36          | 0         | 0         | 2         | 0         |
| 12  | Lou Crawford         | 70        | 8          | 7          | 15         | 213         | 0         | 0         | 0         | 1         |
| 3   | Jim Hofford          | 70        | 2          | 13         | 15         | 166         | 0         | 0         | 0         | 0         |
| 27  | Brian McKinnon       | 62        | 6          | 8          | 14         | 16          | 0         | 1         | 1         | 0         |
| 2   | Dirk Rueter          | 54        | 4          | 10         | 14         | 98          | 0         | 1         | 1         | 0         |
| 28  | Chris Renaud         | 52        | 3          | 8          | 11         | 6           | 0         | 0         | 0         | 0         |
| 18  | Jim Wiemer           | 13        | 1          | 9          | 10         | 24          | 0         | 1         | 0         | 0         |
| 29  | Adam Creighton       | 6         | 5          | 3          | 8          | 2           | 1         | 0         | 0         | 1         |
| 17  | Mal Davis            | 6         | 4          | 4          | 8          | 14          | 1         | 0         | 0         | 2         |
| 9   | Real Cloutier        | 11        | 4          | 3          | 7          | 0           | 0         | 0         | 2         | 0         |
| 19  | Val James            | 55        | 1          | 4          | 5          | 70          | 1         | 0         | 1         | 0         |
| 29  | Jerry Korab          | 3         | 1          | 2          | 3          | 6           | 1         | 0         | 0         | 1         |
| 22  | Dave Fenyves         | 9         | 0          | 3          | 3          | 8           | 0         | 0         | 0         | 0         |
| 23  | Richard Hajdu        | 2         | 0          | 2          | 2          | 0           | 0         | 0         | 0         | 0         |
| 23  | Rob Norman           | 17        | 0          | 1          | 1          | 2           | 0         | 0         | 0         | 0         |
| 34  | Vince Tremblay (G)   | 33        | 0          | 1          | 1          | 6           | -         | -         | -         | -         |
| 4   | John Van Boxmeer     | 2         | 0          | 0          | 0          | 2           | 0         | 0         | 0         | 0         |
| 29  | Jim Aldred           | 2         | 0          | 0          | 0          | 0           | 0         | 0         | 0         | 0         |
| 8   | Clint Fehr           | 2         | 0          | 0          | 0          | 0           | 0         | 0         | 0         | 0         |
| 1   | Jacques Cloutier (G) | 14        | 0          | 0          | 0          | 6           | -         | -         | -         | -         |
| 30  | Tom Barrasso (G)     | 5         | 0          | 0          | 0          | 2           | -         | -         | -         | -         |
| 33  | Bob McNamara (G)     | 12        | 0          | 0          | 0          | 0           | -         | -         | -         | -         |
| 31  | Mike Craig (G)       | 29        | 0          | 0          | 0          | 6           | -         | -         | -         | -         |
|     | BENCH                | 80        |            |            |            | 26          |           |           |           |           |
|     | <b>TOTALS</b>        | <b>80</b> | <b>333</b> | <b>544</b> | <b>877</b> | <b>1781</b> | <b>68</b> | <b>10</b> | <b>40</b> | <b>48</b> |

## 1984-85 REGULAR SEASON GOALTENDER STATS

| No. | Goaltender       | GP        | MINS           | GA         | EN       | SO       | SVS         | SVS%        | AVG.        | RECORD          |
|-----|------------------|-----------|----------------|------------|----------|----------|-------------|-------------|-------------|-----------------|
| 30  | Tom Barrasso     | 5         | 266:41         | 6          | 0        | 1        | 88          | .936        | 1.34        | 3-1-1           |
| 1   | Jacques Cloutier | 14        | 803:31         | 36         | 0        | 0        | 363         | .910        | 2.68        | 10-2-1          |
| 31  | Mike Craig       | 29        | 1429:52        | 88         | 0        | 0        | 644         | .880        | 3.69        | 11-7-3          |
| 34  | Vince Tremblay   | 33        | 1816:05        | 115        | 1        | 0        | 755         | .868        | 3.80        | 13-10-8         |
| 33  | Bob McNamara     | 12        | 560:31         | 53         | 0        | 0        | 254         | .827        | 5.87        | 3-7-0           |
|     | <b>TOTALS</b>    | <b>80</b> | <b>4816:40</b> | <b>298</b> | <b>1</b> | <b>1</b> | <b>2104</b> | <b>.875</b> | <b>3.74</b> | <b>40-27-13</b> |

## 1984-85 REGULAR SEASON STATS

|           | GP | W  | L  | T  | PTS | GF  | GA  |
|-----------|----|----|----|----|-----|-----|-----|
| Rochester | 80 | 40 | 27 | 13 | 93  | 333 | 301 |
| Opponents | 80 | 27 | 40 | 13 | 67  | 301 | 333 |



# RECORD BOOK YEAR-BY-YEAR STATISTICS



## 1985-86 REGULAR SEASON PLAYER STATS

| No. | Player           | POS | GP        | G          | A          | PTS        | PIM         | PPG       | SHG      | GWG       | GFG       |
|-----|------------------|-----|-----------|------------|------------|------------|-------------|-----------|----------|-----------|-----------|
| 22  | Paul Gardner     | C   | 71        | 61         | 51         | 112        | 16          | 25        | 0        | 6         | 4         |
| 9   | Jody Gage        | RW  | 73        | 42         | 57         | 99         | 54          | 17        | 0        | 5         | 1         |
| 19  | Doug Trapp       | LW  | 75        | 21         | 42         | 63         | 86          | 6         | 0        | 3         | 2         |
| 21  | Claude Verret    | C   | 52        | 19         | 32         | 51         | 14          | 8         | 0        | 4         | 1         |
| 10  | Warren Harper    | RW  | 80        | 18         | 30         | 48         | 83          | 3         | 0        | 0         | 5         |
| 14  | Jim Jackson      | LW  | 65        | 16         | 32         | 48         | 10          | 1         | 0        | 3         | 2         |
| 29  | Adam Creighton   | C   | 32        | 17         | 21         | 38         | 27          | 6         | 0        | 2         | 4         |
| 23  | Richard Hajdu    | LW  | 54        | 10         | 27         | 37         | 95          | 0         | 0        | 2         | 3         |
| 17  | Mal Davis        | RW  | 38        | 21         | 15         | 36         | 23          | 4         | 0        | 4         | 2         |
| 20  | Jayson Meyer     | D   | 76        | 7          | 28         | 35         | 74          | 4         | 0        | 1         | 0         |
| 16  | Jeff Hamilton    | C   | 74        | 19         | 10         | 29         | 48          | 3         | 2        | 2         | 1         |
| 27  | Joe Reekie       | D   | 77        | 3          | 25         | 28         | 178         | 2         | 0        | 0         | 0         |
| 2   | Richie Dunn      | D   | 34        | 7          | 17         | 24         | 12          | 4         | 0        | 0         | 2         |
| 26  | Norm Lacombe     | RW  | 32        | 10         | 13         | 23         | 56          | 3         | 0        | 1         | 0         |
| 8   | Don Lever        | C   | 29        | 6          | 11         | 17         | 16          | 0         | 0        | 0         | 1         |
| 7   | Taras Zytynsky   | D   | 65        | 2          | 15         | 17         | 78          | 1         | 0        | 0         | 0         |
| 5   | Heikki Leime     | D   | 53        | 0          | 17         | 17         | 51          | 0         | 0        | 0         | 0         |
| 28  | Mark Ferner      | D   | 63        | 2          | 13         | 15         | 87          | 0         | 0        | 0         | 1         |
| 25  | Mikael Andersson | C   | 20        | 10         | 4          | 14         | 6           | 2         | 1        | 0         | 1         |
| 8   | Ross Yates       | C   | 20        | 4          | 8          | 12         | 4           | 0         | 0        | 0         | 0         |
| 12  | Brian McKinnon   | C   | 51        | 4          | 6          | 10         | 14          | 0         | 0        | 0         | 1         |
| 32  | Jay Fraser       | LW  | 20        | 4          | 5          | 9          | 61          | 1         | 0        | 0         | 2         |
| 3   | Jim Hofford      | D   | 40        | 2          | 7          | 9          | 148         | 1         | 0        | 0         | 0         |
| 24  | Tim Hoover       | D   | 49        | 2          | 5          | 7          | 34          | 0         | 0        | 0         | 1         |
| 18  | Pat Hughes       | RW  | 10        | 3          | 3          | 6          | 7           | 0         | 0        | 0         | 2         |
| 25  | Gates Orlando    | C   | 3         | 4          | 0          | 4          | 10          | 1         | 0        | 0         | 2         |
| 15  | Mike Anderson    | LW  | 25        | 3          | 1          | 4          | 2           | 1         | 0        | 0         | 0         |
| 26  | Jim Aldred       | RW  | 10        | 1          | 3          | 4          | 4           | 0         | 0        | 0         | 0         |
| 35  | Andy Ristau      | RW  | 40        | 1          | 2          | 3          | 170         | 0         | 0        | 0         | 0         |
| 11  | Michael Lay      | LW  | 10        | 1          | 1          | 2          | 6           | 0         | 0        | 0         | 0         |
| 4   | Tom Cronin       | D   | 14        | 0          | 2          | 2          | 9           | 0         | 0        | 0         | 0         |
| 25  | Ken Priestlay    | C   | 4         | 0          | 2          | 2          | 0           | 0         | 0        | 0         | 0         |
| 30  | Mike Craig       | G   | 47        | 0          | 2          | 2          | 4           | 0         | 0        | 0         | 0         |
| 31  | Daren Puppa      | G   | 20        | 0          | 1          | 1          | 0           | 0         | 0        | 0         | 0         |
| 29  | Kevin Beaton     | D   | 6         | 0          | 1          | 1          | 0           | 0         | 0        | 0         | 0         |
| 4   | Randy Irving     | D   | 6         | 0          | 0          | 0          | 6           | 0         | 0        | 0         | 0         |
| 1   | Jacques Cloutier | G   | 14        | 0          | 0          | 0          | 4           | 0         | 0        | 0         | 0         |
| 33  | Bob McNamara     | G   | 8         | 0          | 0          | 0          | 0           | 0         | 0        | 0         | 0         |
|     | BENCH            |     | 80        |            |            |            | 16          |           |          |           |           |
|     | <b>TOTALS</b>    |     | <b>80</b> | <b>320</b> | <b>509</b> | <b>829</b> | <b>1513</b> | <b>93</b> | <b>3</b> | <b>33</b> | <b>38</b> |

## 1985-86 REGULAR SEASON GOALTENDER STATS

| No. | Goaltender       | GP        | MINS           | GA         | EN       | SO       | SVS         | SVS%        | AVG.        | RECORD         |
|-----|------------------|-----------|----------------|------------|----------|----------|-------------|-------------|-------------|----------------|
| 1   | Jacques Cloutier | 14        | 834:58         | 38         | 0        | 1        | 424         | .918        | 2.73        | 10-2-2         |
| 30  | Mike Craig       | 47        | 2572:48        | 183        | 4        | 0        | 1385        | .883        | 4.27        | 16-21-5        |
| 31  | Daren Puppa      | 20        | 1091:48        | 79         | 1        | 0        | 540         | .872        | 4.34        | 8-11-0         |
| 33  | Bob McNamara     | 8         | 334:20         | 31         | 1        | 0        | 131         | .809        | 5.56        | 0-5-0          |
|     | <b>TOTALS</b>    | <b>80</b> | <b>4833:54</b> | <b>331</b> | <b>6</b> | <b>1</b> | <b>2480</b> | <b>.880</b> | <b>4.11</b> | <b>34-39-7</b> |





# RECORD BOOK YEAR-BY-YEAR STATISTICS



## 1986-87 REGULAR SEASON PLAYER STATS

| No. | Player            | GP        | G          | A          | PTS        | PIM         | PPG       | SHG       | GWG       | GFG       | UAG       | SHT         | +/- |
|-----|-------------------|-----------|------------|------------|------------|-------------|-----------|-----------|-----------|-----------|-----------|-------------|-----|
| 9   | Jody Gage         | 70        | 26         | 39         | 65         | 60          | 11        | 0         | 3         | 4         | 0         | 217         | +4  |
| 17  | Gates Orlando     | 44        | 22         | 42         | 64         | 42          | 5         | 1         | 4         | 3         | 2         | 118         | +19 |
| 19  | Doug Trapp        | 68        | 27         | 35         | 62         | 80          | 7         | 1         | 6         | 0         | 0         | 123         | +10 |
| 14  | Jim Jackson       | 71        | 19         | 38         | 57         | 48          | 5         | 1         | 2         | 3         | 1         | 212         | +26 |
| 8   | Don Lever         | 57        | 29         | 25         | 54         | 69          | 7         | 3         | 7         | 5         | 3         | 120         | +10 |
| 15  | Bob Logan         | 56        | 30         | 14         | 44         | 27          | 5         | 0         | 2         | 5         | 6         | 147         | +9  |
| 10  | Warren Harper     | 61        | 13         | 27         | 40         | 50          | 2         | 1         | 0         | 1         | 1         | 78          | +10 |
| 11  | Benoit Hogue      | 53        | 14         | 20         | 34         | 52          | 4         | 0         | 0         | 2         | 0         | 105         | +4  |
| 2   | Richie Dunn       | 64        | 6          | 26         | 32         | 47          | 2         | 0         | 1         | 2         | 0         | 157         | +5  |
| 18  | Ray Sheppard      | 55        | 18         | 13         | 31         | 11          | 3         | 0         | 3         | 2         | 2         | 110         | -5  |
| 16  | Paul Brydges      | 54        | 13         | 17         | 30         | 54          | 1         | 2         | 1         | 1         | 1         | 80          | +9  |
| 7   | Jack Brownschidle | 74        | 8          | 22         | 30         | 13          | 2         | 1         | 1         | 0         | 1         | 123         | +26 |
| 12  | Mikael Andersson  | 42        | 6          | 20         | 26         | 14          | 0         | 0         | 0         | 2         | 0         | 41          | +12 |
| 21  | Claude Verret     | 36        | 13         | 12         | 25         | 2           | 10        | 0         | 2         | 1         | 0         | 90          | -17 |
| 25  | Jeff Parker       | 54        | 14         | 8          | 22         | 75          | 1         | 1         | 3         | 2         | 1         | 87          | +3  |
| 23  | Richard Hajdu     | 58        | 7          | 15         | 22         | 90          | 0         | 0         | 0         | 1         | 0         | 73          | +6  |
| 22  | Dave Fenyses      | 71        | 6          | 16         | 22         | 57          | 0         | 0         | 0         | 1         | 1         | 105         | +35 |
| 4   | Uwe Krupp         | 42        | 3          | 19         | 22         | 50          | 1         | 0         | 0         | 1         | 0         | 73          | +16 |
| 32  | Jay Fraser        | 36        | 8          | 12         | 20         | 149         | 1         | 1         | 1         | 2         | 0         | 34          | +7  |
| 28  | Mark Ferner       | 54        | 0          | 12         | 12         | 157         | 0         | 0         | 0         | 0         | 0         | 48          | +14 |
| 20  | Doug Smith        | 15        | 5          | 6          | 11         | 35          | 0         | 1         | 0         | 3         | 2         | 49          | +8  |
| 26  | Normand Lacombe   | 13        | 6          | 5          | 11         | 4           | 1         | 1         | 1         | 1         | 1         | 29          | +1  |
| 33  | Wayne VanDorp     | 47        | 7          | 3          | 10         | 192         | 0         | 0         | 1         | 1         | 0         | 36          | +7  |
| 3   | Jim Hofford       | 54        | 1          | 8          | 9          | 204         | 0         | 0         | 1         | 0         | 1         | 37          | +11 |
| 24  | Bob Halkidis      | 59        | 1          | 8          | 9          | 144         | 0         | 0         | 1         | 0         | 0         | 38          | -4  |
| 20  | Al Conroy         | 13        | 4          | 4          | 8          | 40          | 1         | 0         | 1         | 1         | 0         | 21          | +6  |
| 5   | Shawn Anderson    | 15        | 2          | 5          | 7          | 11          | 1         | 0         | 0         | 0         | 2         | 30          | +6  |
| 27  | Joe Reekie        | 22        | 0          | 6          | 6          | 52          | 0         | 0         | 0         | 0         | 0         | 28          | +9  |
| 35  | Andy Ristau       | 21        | 1          | 1          | 2          | 113         | 0         | 0         | 0         | 0         | 0         | 11          | -1  |
| 5   | Jason Meyer       | 3         | 0          | 2          | 2          | 12          | 0         | 0         | 0         | 0         | 0         | 5           | +3  |
| 4   | James Gasseau     | 7         | 0          | 2          | 2          | 6           | 0         | 0         | 0         | 0         | 0         | 9           | -2  |
| 5   | Jim Burton        | 10        | 0          | 2          | 2          | 4           | 0         | 0         | 0         | 0         | 0         | 16          | -5  |
| 29  | Marc Tournier     | 2         | 0          | 1          | 1          | 2           | 0         | 0         | 0         | 0         | 0         | 1           | -2  |
| 31  | Daren Puppa (G)   | 57        | 0          | 1          | 1          | 12          | 0         | 0         | 0         | 0         | 0         | 0           | 0   |
| 30  | Mike Craig (G)    | 23        | 0          | 1          | 1          | 8           | 0         | 0         | 0         | 0         | 0         | 0           | 0   |
| 4   | Steve Dykstra     | 18        | 0          | 0          | 0          | 77          | 0         | 0         | 0         | 0         | 0         | 20          | -4  |
| 34  | Darcy Wakaluk     | 11        | 0          | 1          | 1          | 12          | 0         | 0         | 0         | 0         | 0         | 0           | 0   |
|     | BENCH             | 80        |            |            |            | 32          |           |           |           |           |           |             |     |
|     | <b>TOTALS</b>     | <b>80</b> | <b>309</b> | <b>488</b> | <b>797</b> | <b>2095</b> | <b>70</b> | <b>14</b> | <b>41</b> | <b>44</b> | <b>25</b> | <b>2471</b> |     |

## 1986-87 REGULAR SEASON GOALTENDER STATS

| No. | Goaltender    | GP        | MINS           | GA         | EN       | SO       | SVS         | SVS%        | AVG.        | RECORD          |
|-----|---------------|-----------|----------------|------------|----------|----------|-------------|-------------|-------------|-----------------|
| 31  | Daren Puppa   | 57        | 3128:56        | 146        | 0        | 1        | 1319        | .900        | 2.80        | 33-14-6         |
| 34  | Darcy Wakaluk | 11        | 545:32         | 26         | 0        | 0        | 262         | .910        | 2.86        | 2-2-3           |
| 30  | Mike Craig    | 23        | 1191:20        | 82         | 2        | 0        | 524         | .864        | 4.13        | 6-10-4          |
|     | <b>TOTALS</b> | <b>80</b> | <b>4865:48</b> | <b>254</b> | <b>2</b> | <b>1</b> | <b>2105</b> | <b>.892</b> | <b>3.13</b> | <b>41-26-13</b> |



# RECORD BOOK YEAR-BY-YEAR STATISTICS



## 1987-88 REGULAR SEASON PLAYER STATS

| No. | Player               | GP        | G          | A          | PTS        | PIM         | PPG       | SHG       | GWG       | GFG       | UAG       | SHT         | +/- |
|-----|----------------------|-----------|------------|------------|------------|-------------|-----------|-----------|-----------|-----------|-----------|-------------|-----|
| 9   | Jody Gage            | 76        | 60         | 44         | 104        | 46          | 21        | 1         | 9         | 7         | 1         | 283         | +19 |
| 14  | Jim Jackson          | 74        | 23         | 48         | 71         | 23          | 2         | 5         | 4         | 1         | 4         | 257         | +12 |
| 22  | Benoit Hogue         | 62        | 24         | 31         | 55         | 141         | 8         | 0         | 4         | 1         | 1         | 162         | +8  |
| 26  | Ken Priestlay        | 43        | 27         | 24         | 51         | 47          | 8         | 1         | 8         | 2         | 1         | 141         | +8  |
| 2   | Richie Dunn          | 68        | 12         | 35         | 47         | 52          | 3         | 0         | 1         | 1         | 2         | 185         | +22 |
| 25  | Jeff Parker          | 34        | 13         | 31         | 44         | 60          | 5         | 1         | 0         | 3         | 3         | 101         | +16 |
| 15  | Bob Logan            | 45        | 23         | 15         | 38         | 35          | 8         | 0         | 4         | 4         | 1         | 127         | +10 |
| 8   | Jeff Capello         | 69        | 15         | 23         | 38         | 53          | 4         | 0         | 1         | 4         | 1         | 117         | +11 |
| 5   | Don McSween          | 63        | 9          | 29         | 38         | 108         | 1         | 3         | 2         | 2         | 1         | 114         | +23 |
| 12  | Mikael Andersson     | 35        | 12         | 24         | 36         | 16          | 1         | 1         | 2         | 0         | 0         | 87          | +4  |
| 7   | Keith Gretzky        | 43        | 8          | 24         | 32         | 6           | 3         | 0         | 0         | 1         | 0         | 69          | -5  |
| 16  | Paul Brydges         | 69        | 15         | 16         | 31         | 86          | 0         | 2         | 0         | 4         | 5         | 90          | +5  |
| 4   | James Gasseau        | 75        | 9          | 21         | 30         | 109         | 4         | 0         | 1         | 1         | 0         | 130         | +4  |
| 17  | Kevin Kerr           | 72        | 18         | 11         | 29         | 352         | 6         | 0         | 4         | 1         | 0         | 76          | +10 |
| 19  | Mike Hartman         | 57        | 13         | 14         | 27         | 283         | 2         | 0         | 1         | 0         | 0         | 113         | +7  |
| 11  | Grant Martin         | 22        | 11         | 15         | 26         | 18          | 5         | 1         | 1         | 2         | 1         | 64          | +7  |
| 28  | Mark Ferner          | 69        | 1          | 25         | 26         | 165         | 0         | 0         | 0         | 0         | 0         | 94          | +18 |
| 27  | Shawn Anderson       | 22        | 5          | 16         | 21         | 19          | 2         | 1         | 1         | 0         | 1         | 51          | +12 |
| 23  | Richard Hajdu        | 37        | 7          | 11         | 18         | 24          | 2         | 0         | 0         | 4         | 0         | 41          | +3  |
| 3   | Jim Hofford          | 69        | 3          | 15         | 18         | 322         | 0         | 0         | 0         | 1         | 0         | 88          | +15 |
| 18  | Trent Kaese          | 37        | 6          | 11         | 17         | 32          | 1         | 0         | 1         | 0         | 1         | 65          | +1  |
| 21  | Gates Orlando        | 13        | 4          | 13         | 17         | 18          | 2         | 0         | 1         | 0         | 0         | 39          | 0   |
| 10  | Scott Metcalfe       | 22        | 2          | 13         | 15         | 56          | 0         | 0         | 1         | 0         | 1         | 46          | -5  |
|     | w/Nova Scotia        | 42        | 9          | 19         | 28         | 87          | 0         | 0         | 3         | 0         | 0         | -           | -   |
| 32  | Jay Fraser           | 39        | 5          | 9          | 14         | 98          | 1         | 1         | 0         | 1         | 1         | 50          | 0   |
| 24  | Bob Halkidis         | 15        | 2          | 5          | 7          | 50          | 0         | 0         | 0         | 1         | 0         | 30          | +4  |
| 1   | Darcy Wakaluk(G)     | 56        | 1          | 6          | 7          | 36          | 0         | 0         | 0         | 0         | 1         | 2           | 0   |
| 31  | Daren Puppa(G)       | 26        | 0          | 2          | 2          | 8           | 0         | 0         | 0         | 0         | 0         | 0           | 0   |
| 35  | Steve Dykstra        | 7         | 0          | 1          | 1          | 33          | 0         | 0         | 0         | 0         | 0         | 12          | 0   |
| 35  | Brad Miller          | 3         | 0          | 0          | 0          | 4           | 0         | 0         | 0         | 0         | 0         | 4           | +3  |
| 33  | Pete Richards (G)    | 7         | 0          | 0          | 0          | 0           | 0         | 0         | 0         | 0         | 0         | 0           | 0   |
| 34  | Cleon Daskalakis (G) | 8         | 0          | 0          | 0          | 6           | 0         | 0         | 0         | 0         | 0         | 0           | 0   |
| 29  | Dave Moylan          | 16        | 0          | 0          | 0          | 2           | 0         | 0         | 0         | 0         | 0         | 2           | -4  |
|     | BENCH                | 80        |            |            |            | 24          |           |           |           |           |           |             |     |
|     | <b>TOTALS</b>        | <b>80</b> | <b>328</b> | <b>532</b> | <b>860</b> | <b>2332</b> | <b>89</b> | <b>17</b> | <b>41</b> | <b>40</b> | <b>26</b> | <b>2640</b> |     |

## 1987-88 REGULAR SEASON GOALTENDER STATS

| No. | Goaltender       | GP        | MINS        | GA         | EN       | SO       | SVS         | SVS%        | AVG.        | RECORD         |
|-----|------------------|-----------|-------------|------------|----------|----------|-------------|-------------|-------------|----------------|
| 31  | Daren Puppa      | 26        | 1415        | 65         | 2        | 2        | 624         | .906        | 2.76        | 14- 8-2        |
| 1   | Darcy Wakaluk    | 55        | 2763        | 159        | 5        | 0        | 1178        | .881        | 3.45        | 27-15-3        |
| 34  | Cleon Daskalakis | 8         | 382         | 22         | 1        | 0        | 183         | .893        | 3.46        | 4- 3-0         |
| 33  | Pete Richards    | 7         | 270         | 18         | 0        | 0        | 106         | .855        | 4.00        | 1- 1-2         |
|     | <b>TOTALS</b>    | <b>80</b> | <b>4830</b> | <b>264</b> | <b>8</b> | <b>2</b> | <b>2091</b> | <b>.888</b> | <b>3.28</b> | <b>46-27-7</b> |



# RECORD BOOK YEAR-BY-YEAR STATISTICS



## 1988-89 REGULAR SEASON PLAYER STATS

| No. | Player            | GP        | G          | A          | PTS        | PIM         | PPG       | SHG       | GWG       | GFG       | UAG       | SHT         | +/- |
|-----|-------------------|-----------|------------|------------|------------|-------------|-----------|-----------|-----------|-----------|-----------|-------------|-----|
| 26  | Ken Priestlay     | 64        | 56         | 37         | 93         | 60          | 17        | 4         | 8         | 7         | 1         | 277         | +25 |
| 11  | Mike Donnelly     | 53        | 32         | 37         | 69         | 53          | 10        | 0         | 4         | 4         | 1         | 200         | +6  |
| 9   | Jody Gage         | 65        | 31         | 38         | 69         | 50          | 6         | 3         | 6         | 4         | 3         | 242         | +3  |
| 14  | Jim Jackson       | 73        | 19         | 50         | 69         | 14          | 6         | 4         | 3         | 2         | 1         | 254         | +5  |
| 10  | Scott Metcalfe    | 60        | 20         | 31         | 51         | 241         | 8         | 0         | 1         | 4         | 1         | 164         | +5  |
| 12  | Mikael Andersson  | 56        | 18         | 33         | 51         | 12          | 2         | 1         | 2         | 1         | 1         | 144         | +3  |
| 2   | Richie Dunn       | 69        | 9          | 35         | 44         | 81          | 2         | 1         | 2         | 1         | 1         | 172         | +6  |
| 17  | Kevin Kerr        | 66        | 20         | 18         | 38         | 306         | 6         | 0         | 0         | 3         | 0         | 136         | -4  |
| 20  | Rob Ray           | 74        | 11         | 18         | 29         | 446*        | 0         | 0         | 0         | 4         | 0         | 72          | +4  |
| 5   | Don McSween       | 66        | 7          | 22         | 29         | 45          | 1         | 1         | 0         | 1         | 1         | 103         | +8  |
| 22  | Francois Guay     | 45        | 6          | 20         | 26         | 34          | 4         | 0         | 0         | 0         | 1         | 56          | -6  |
| 19  | Grant Tkachuk     | 64        | 12         | 13         | 25         | 26          | 1         | 1         | 3         | 0         | 2         | 99          | -8  |
| 7   | Geordie Robertson | 32        | 11         | 12         | 23         | 12          | 3         | 0         | 5         | 2         | 1         | 64          | -6  |
| 18  | Trent Kaese       | 45        | 9          | 11         | 20         | 68          | 0         | 0         | 0         | 1         | 1         | 96          | -10 |
| 27  | Shawn Anderson    | 31        | 5          | 14         | 19         | 24          | 1         | 0         | 0         | 0         | 0         | 67          | +12 |
| 23  | Shawn Whitham     | 46        | 4          | 15         | 19         | 75          | 4         | 0         | 0         | 1         | 0         | 97          | -21 |
| 28  | Mark Ferner       | 55        | 0          | 18         | 18         | 97          | 0         | 0         | 0         | 0         | 0         | 82          | -2  |
| 21  | Keith Gretzky     | 23        | 3          | 13         | 16         | 0           | 0         | 0         | 0         | 0         | 1         | 33          | -13 |
| 4   | Steve Smith       | 48        | 2          | 12         | 14         | 79          | 0         | 2         | 0         | 0         | 0         | 85          | +9  |
| 8   | Jeff Capello      | 39        | 6          | 7          | 13         | 22          | 2         | 0         | 1         | 0         | 1         | 67          | -9  |
| 21  | Grant Martin      | 6         | 7          | 5          | 12         | 6           | 4         | 0         | 1         | 0         | 0         | 32          | +3  |
| 16  | Paul Brydges      | 51        | 8          | 3          | 11         | 36          | 0         | 2         | 2         | 1         | 1         | 79          | -9  |
| 3   | Jim Hofford       | 34        | 1          | 9          | 10         | 139         | 0         | 0         | 0         | 0         | 0         | 35          | +1  |
| 35  | Wayne VanDorp     | 28        | 3          | 6          | 9          | 202         | 3         | 0         | 0         | 0         | 0         | 24          | -7  |
| 25  | Jeff Parker       | 6         | 2          | 4          | 6          | 9           | 1         | 0         | 0         | 0         | 0         | 20          | -6  |
| 15  | Bob Halkidis      | 16        | 0          | 6          | 6          | 64          | 0         | 0         | 0         | 0         | 0         | 15          | +6  |
| 15  | Bob Logan         | 5         | 2          | 2          | 4          | 2           | 0         | 0         | 0         | 1         | 0         | 11          | -4  |
| 29  | Joe Reekie        | 21        | 1          | 2          | 3          | 56          | 0         | 0         | 0         | 0         | 0         | 26          | -4  |
| 25  | Dave Moylan       | 20        | 0          | 2          | 2          | 15          | 0         | 0         | 0         | 0         | 0         | 17          | 0   |
| 1   | Darcy Wakaluk(G)  | 33        | 0          | 2          | 2          | 10          | 0         | 0         | 0         | 0         | 0         | 0           | 0   |
| 44  | J. Cloutier (G)   | 11        | 0          | 1          | 1          | 2           | 0         | 0         | 0         | 0         | 0         | 0           | 0   |
| 44  | Kenton Rein (G)   | 15        | 0          | 1          | 1          | 34          | 0         | 0         | 0         | 0         | 0         | 0           | 0   |
| 31  | Brian Ford (G)    | 19        | 0          | 1          | 1          | 0           | 0         | 0         | 0         | 0         | 0         | 0           | 0   |
| 44  | Darren Eliot(G)   | 23        | 0          | 1          | 1          | 4           | 0         | 0         | 0         | 0         | 0         | 0           | 0   |
| 32  | Graeme Bonar      | 1         | 0          | 0          | 0          | 2           | 0         | 0         | 0         | 0         | 0         | 2           | -3  |
| 34  | Brad Miller       | 3         | 0          | 0          | 0          | 4           | 0         | 0         | 0         | 0         | 0         | 1           | -2  |
| 23  | Ed Hospodar       | 5         | 0          | 0          | 0          | 10          | 0         | 0         | 0         | 0         | 0         | 7           | -5  |
|     | <b>BENCH</b>      | 80        |            |            |            | 16          |           |           |           |           |           |             |     |
|     | <b>TOTALS</b>     | <b>80</b> | <b>305</b> | <b>499</b> | <b>804</b> | <b>2356</b> | <b>81</b> | <b>19</b> | <b>38</b> | <b>37</b> | <b>18</b> | <b>2779</b> |     |

\*Team Record

## 1988-89 REGULAR SEASON GOALTENDER STATS

| No. | Goaltender       | GP        | MINS        | GA         | EN       | SO       | SVS         | SVS%        | AVG.        | RECORD         |
|-----|------------------|-----------|-------------|------------|----------|----------|-------------|-------------|-------------|----------------|
| 31  | Brian Ford       | 19        | 1075        | 60         | 1        | 2        | 451         | .883        | 3.35        | 12-4-1         |
| 44  | Kenton Rein      | 15        | 676         | 39         | 0        | 2        | 289         | .881        | 3.46        | 5-6-2          |
| 44  | Darren Eliot     | 23        | 969         | 59         | 0        | 0        | 397         | .871        | 3.65        | 8-6-2          |
| 1   | Darcy Wakaluk    | 33        | 1566        | 97         | 5        | 1        | 645         | .869        | 3.72        | 11-14-0        |
| 44  | Jacques Cloutier | 11        | 527         | 41         | 0        | 0        | 227         | .847        | 4.67        | 2-7-0          |
|     | <b>TOTALS</b>    | <b>80</b> | <b>4814</b> | <b>296</b> | <b>6</b> | <b>5</b> | <b>2009</b> | <b>.872</b> | <b>3.69</b> | <b>38-37-5</b> |

# RECORD BOOK YEAR-BY-YEAR STATISTICS



## 1989-90 REGULAR SEASON PLAYER STATS

| No. | Player         | POS | GP        | G          | A          | PTS        | PIM         | PPG        | SHG       | GWG       | GFG       | UAG       | SHT         | +/- |
|-----|----------------|-----|-----------|------------|------------|------------|-------------|------------|-----------|-----------|-----------|-----------|-------------|-----|
| 19  | Mike Donnelly  | LW  | 68        | 43         | 55         | 98         | 71          | 16         | 2         | 8         | 4         | 1         | 267         | +12 |
| 28  | Donald Audette | C   | 70        | 42         | 46         | 88         | 78          | 15         | 0         | 5         | 5         | 0         | 249         | +20 |
| 9   | Jody Gage      | RW  | 75        | 45         | 38         | 83         | 42          | 20         | 1         | 7         | 5         | 1         | 230         | -5  |
| 16  | Francois Guay  | C   | 69        | 28         | 35         | 63         | 39          | 8          | 0         | 2         | 5         | 0         | 135         | -3  |
| 5   | Don McSween    | D   | 70        | 16         | 43         | 59         | 43          | 2          | 5         | 3         | 1         | 2         | 146         | +21 |
| 22  | Ken Priestlay  | C   | 40        | 19         | 39         | 58         | 46          | 7          | 2         | 1         | 7         | 1         | 139         | +11 |
| 12  | Scott McCrory  | C   | 51        | 14         | 41         | 55         | 46          | 8          | 0         | 2         | 1         | 0         | 100         | +2  |
| 7   | Steve Ludzik   | C   | 54        | 25         | 29         | 54         | 71          | 7          | 2         | 2         | 3         | 2         | 172         | +12 |
| 14  | Jim Jackson    | RW  | 77        | 16         | 37         | 53         | 14          | 2          | 3         | 3         | 3         | 0         | 219         | +8  |
| 27  | Darrin Shannon | LW  | 50        | 20         | 23         | 43         | 25          | 3          | 1         | 0         | 2         | 0         | 101         | +3  |
| 15  | Dale DeGray    | D   | 50        | 6          | 25         | 31         | 118         | 2          | 1         | 0         | 1         | 1         | 149         | +12 |
|     | w/New Haven    |     | 17        | 2          | 10         | 12         | 38          | 0          | 0         | 0         | 0         | 0         | —           | —   |
|     | Total          |     | 67        | 8          | 35         | 43         | 156         | 2          | 1         | 0         | 1         | 1         | —           | —   |
| 10  | Scott Metcalfe | LW  | 43        | 12         | 17         | 29         | 93          | 3          | 0         | 2         | 1         | 1         | 121         | -7  |
| 29  | Bob Corkum     | RW  | 43        | 8          | 11         | 19         | 45          | 1          | 1         | 0         | 0         | 1         | 68          | +2  |
| 24  | Ken Sutton     | D   | 57        | 5          | 14         | 19         | 83          | 1          | 0         | 1         | 0         | 0         | 81          | +5  |
| 26  | Darcy Loewen   | LW  | 50        | 7          | 11         | 18         | 193         | 2          | 0         | 1         | 0         | 0         | 42          | -3  |
| 21  | Dave Baseggio  | D   | 41        | 3          | 15         | 18         | 41          | 1          | 0         | 1         | 0         | 0         | 43          | +2  |
| 4   | Steve Smith    | D   | 42        | 3          | 15         | 18         | 107         | 0          | 1         | 1         | 1         | 0         | 97          | +9  |
| 23  | Shawn Anderson | D   | 39        | 2          | 16         | 18         | 41          | 0          | 0         | 0         | 0         | 0         | 83          | +10 |
| 20  | Rob Ray        | LW  | 43        | 2          | 13         | 15         | 335         | 0          | 0         | 1         | 0         | 0         | 56          | -6  |
| 2   | Richie Dunn    | D   | 41        | 7          | 7          | 14         | 34          | 3          | 0         | 1         | 0         | 2         | 83          | -10 |
| 15  | Bob Halkidis   | D   | 18        | 1          | 13         | 14         | 70          | 0          | 0         | 0         | 0         | 0         | 33          | +5  |
| 25  | Joel Savage    | RW  | 43        | 6          | 7          | 13         | 39          | 0          | 0         | 1         | 0         | 1         | 37          | -9  |
| 34  | Brad Miller    | D   | 60        | 2          | 10         | 12         | 273         | 0          | 0         | 0         | 1         | 0         | 49          | +2  |
| 3   | Jim Hofford    | D   | 52        | 1          | 9          | 10         | 233         | 0          | 0         | 0         | 0         | 0         | 47          | -2  |
| 22  | Ray Sheppard   | RW  | 5         | 3          | 5          | 8          | 2           | 1          | 0         | 1         | 0         | 1         | 16          | +6  |
| 1   | Darcy Wakaluk  | G   | 56        | 0          | 7          | 7          | 38          | 0          | 0         | 0         | 0         | 0         | 0           | 0   |
| 32  | Mitch Molloy   | LW  | 15        | 1          | 1          | 2          | 43          | 0          | 0         | 0         | 0         | 0         | 9           | -2  |
| 33  | Dave Littman   | G   | 14        | 0          | 2          | 2          | 0           | 0          | 0         | 0         | 0         | 0         | 0           | 0   |
| 17  | Kevin Kerr     | RW  | 8         | 0          | 1          | 1          | 22          | 0          | 0         | 0         | 0         | 0         | 7           | -1  |
| 31  | Brian Ford     | G   | 19        | 0          | 1          | 1          | 0           | 0          | 0         | 0         | 0         | 0         | 0           | 0   |
|     | BENCH          |     | 80        |            |            |            | 28          |            |           |           |           |           |             |     |
|     | <b>TOTALS</b>  |     | <b>80</b> | <b>337</b> | <b>586</b> | <b>923</b> | <b>2313</b> | <b>102</b> | <b>19</b> | <b>43</b> | <b>40</b> | <b>14</b> | <b>2779</b> |     |

## 1989-90 REGULAR SEASON GOALTENDER STATS

| No. | Goaltender    | GP        | MINS           | GA         | EN       | SO       | SVS         | SVS%        | AVG.        | RECORD         |
|-----|---------------|-----------|----------------|------------|----------|----------|-------------|-------------|-------------|----------------|
| 33  | Dave Littman  | 14        | 680:48         | 37         | 1        | 0        | 270         | .879        | 3.26        | 5-6-1          |
| 1   | Darcy Wakaluk | 56        | 3094:52        | 173        | 4        | 2        | 1307        | .883        | 3.35        | 31-16-4        |
| 31  | Brian Ford    | 19        | 1076:00        | 69         | 2        | 0        | 441         | .865        | 3.85        | 7-6-4          |
|     | <b>TOTALS</b> | <b>80</b> | <b>4851:00</b> | <b>279</b> | <b>7</b> | <b>2</b> | <b>2018</b> | <b>.876</b> | <b>3.54</b> | <b>43-28-9</b> |

# RECORD BOOK YEAR-BY-YEAR STATISTICS



## 1990-91 REGULAR SEASON PLAYER STATS

| No. | Player           | POS | GP        | G          | A          | PTS        | PIM         | PPG       | SHG      | GWG       | GFG       | UAG       | SHT         |
|-----|------------------|-----|-----------|------------|------------|------------|-------------|-----------|----------|-----------|-----------|-----------|-------------|
| 22  | Don Biggs        | C   | 65        | 31         | 57         | 88         | 115         | 13        | 1        | 3         | 10        | 1         | 206         |
| 9   | Jody Gage        | RW  | 73        | 42         | 43         | 85         | 36          | 18        | 0        | 7         | 8         | 0         | 229         |
| 35  | Bill Houlder     | D   | 69        | 13         | 53         | 66         | 28          | 5         | 1        | 2         | 2         | 2         | 222         |
| 16  | Francois Guay    | C   | 61        | 24         | 39         | 63         | 38          | 8         | 0        | 2         | 5         | 2         | 157         |
| 8   | Darrin Shannon   | LW  | 49        | 26         | 34         | 60         | 56          | 8         | 2        | 3         | 2         | 1         | 91          |
| 12  | Scott McCrory    | C   | 57        | 27         | 25         | 52         | 39          | 10        | 0        | 3         | 2         | 3         | 123         |
| 7   | Steve Ludzik     | C   | 64        | 22         | 29         | 51         | 137         | 5         | 0        | 2         | 1         | 1         | 185         |
| 5   | Don McSween      | D   | 74        | 7          | 44         | 51         | 57          | 1         | 0        | 0         | 1         | 0         | 157         |
| 27  | Dan Frawley      | RW  | 74        | 15         | 31         | 46         | 152         | 2         | 0        | 2         | 2         | 1         | 161         |
| 11  | Joel Savage      | RW  | 61        | 25         | 19         | 44         | 45          | 2         | 0        | 5         | 5         | 2         | 134         |
| 10  | Scott Metcalfe   | LW  | 69        | 17         | 22         | 39         | 175         | 0         | 0        | 1         | 2         | 1         | 173         |
| 19  | Bob Corkum       | C   | 69        | 13         | 21         | 34         | 77          | 1         | 2        | 1         | 1         | 2         | 147         |
| 15  | Dale DeGray      | D   | 64        | 9          | 25         | 34         | 121         | 2         | 0        | 3         | 1         | 1         | 170         |
| 24  | Ken Sutton       | D   | 62        | 7          | 24         | 31         | 65          | 2         | 0        | 1         | 0         | 0         | 129         |
| 23  | Jiri Sejba       | LW  | 31        | 15         | 13         | 28         | 54          | 5         | 0        | 3         | 2         | 0         | 60          |
| 26  | Darcy Loewen     | LW  | 71        | 13         | 15         | 28         | 130         | 0         | 1        | 2         | 2         | 0         | 115         |
| 2   | Greg Brown       | D   | 31        | 6          | 17         | 23         | 16          | 6         | 0        | 3         | 2         | 0         | 63          |
| 17  | Dave Baseggio    | D   | 35        | 3          | 13         | 16         | 32          | 1         | 0        | 0         | 0         | 0         | 63          |
| 21  | Kevin Haller     | D   | 52        | 2          | 8          | 10         | 53          | 0         | 1        | 0         | 0         | 0         | 70          |
| 34  | Brad Miller      | D   | 49        | 0          | 9          | 9          | 248         | 0         | 0        | 0         | 0         | 0         | 41          |
| 33  | Dave Littman     | G   | 56        | 0          | 7          | 7          | 6           | 0         | 0        | 0         | 0         | 0         | 0           |
| 4   | Steve Smith      | D   | 37        | 2          | 4          | 6          | 74          | 0         | 0        | 0         | 0         | 1         | 53          |
| 28  | Donald Audette   | RW  | 5         | 4          | 0          | 4          | 2           | 3         | 0        | 1         | 1         | 0         | 18          |
| 18  | Ian Boyce        | LW  | 12        | 1          | 2          | 3          | 2           | 0         | 0        | 0         | 0         | 0         | 12          |
| 20  | Rob Ray          | LW  | 8         | 1          | 1          | 2          | 15          | 0         | 0        | 1         | 0         | 0         | 8           |
| 32  | Mitch Molloy     | LW  | 24        | 1          | 0          | 1          | 127         | 1         | 0        | 0         | 0         | 0         | 8           |
| 14  | Torrie Robertson | LW  | 1         | 0          | 1          | 1          | 0           | 0         | 0        | 0         | 0         | 0         | 1           |
| 29  | Brian Curran     | D   | 10        | 0          | 0          | 0          | 36          | 0         | 0        | 0         | 0         | 0         | 11          |
| 1   | Darcy Wakaluk    | G   | 26        | 0          | 0          | 0          | 38          | 0         | 0        | 0         | 0         | 0         | 0           |
| 31  | Scott Luce       | G   | 3         | 0          | 0          | 0          | 0           | 0         | 0        | 0         | 0         | 0         | 0           |
| 31  | Francois Gravel  | G   | 3         | 0          | 0          | 0          | 2           | 0         | 0        | 0         | 0         | 0         | 0           |
|     | BENCH            |     | 80        |            |            |            | 28          |           |          |           |           |           |             |
|     | <b>TOTALS</b>    |     | <b>80</b> | <b>326</b> | <b>556</b> | <b>882</b> | <b>2004</b> | <b>93</b> | <b>8</b> | <b>45</b> | <b>49</b> | <b>18</b> | <b>2807</b> |

## 1990-91 REGULAR SEASON GOALTENDER STATS

| No. | Goaltender      | GP        | MINS           | GA         | EN       | SO       | SVS         | SVS%        | AVG.        | RECORD         |
|-----|-----------------|-----------|----------------|------------|----------|----------|-------------|-------------|-------------|----------------|
| 31  | Scott Luce*     | 3         | 183:42         | 6          | 0        | 1        | 91          | .938        | 1.96        | 1-1-1          |
| 1   | Darcy Wakaluk   | 26        | 1362:23        | 68         | 5        | 4        | 615         | .900        | 2.99        | 10-10-3        |
| 33  | Dave Littman*   | 56        | 3154:51        | 160        | 3        | 3        | 1201        | .882        | 3.04        | 33-13-5        |
| 31  | Francois Gravel | 3         | 159:28         | 10         | 1        | 0        | 88          | .898        | 3.77        | 1-2-0          |
|     | <b>TOTALS</b>   | <b>80</b> | <b>4867:49</b> | <b>244</b> | <b>9</b> | <b>8</b> | <b>1995</b> | <b>.887</b> | <b>3.12</b> | <b>45-26-9</b> |

\*Shared Shutout on 3/31/91



# RECORD BOOK YEAR-BY-YEAR STATISTICS



## 1991-92 REGULAR SEASON PLAYER STATS

| No. | Player            | POS  | GP        | G          | A          | PTS        | PIM         | PPG        | SHG      | GWG       | GFG       | UAG       | SHT         | +/- |
|-----|-------------------|------|-----------|------------|------------|------------|-------------|------------|----------|-----------|-----------|-----------|-------------|-----|
| 12  | Peter Ciavaglia   | C    | 77        | 37         | 61         | 98         | 16          | 16         | 3        | 6         | 4         | 2         | 201         | 0   |
| 9   | Jody Gage         | RW   | 67        | 40         | 40         | 80         | 54          | 19         | 0        | 4         | 3         | 0         | 264         | +6  |
| 23  | Jiri Sejba        | LW   | 59        | 27         | 31         | 58         | 36          | 12         | 0        | 5         | 6         | 1         | 131         | +1  |
| 10  | Jason Winch       | LW   | 73        | 23         | 35         | 58         | 24          | 9          | 0        | 2         | 2         | 0         | 156         | +8  |
| 25  | Lou Franceschetti | LW   | 49        | 15         | 25         | 40         | 64          | 2          | 1        | 4         | 1         | 1         | 71          | +6  |
|     | w/ New Haven      |      | 25        | 6          | 7          | 13         | 59          | 0          | 1        | 0         | 1         | 1         | -           | -   |
|     | Totals            |      | 74        | 21         | 32         | 53         | 123         | 2          | 2        | 4         | 2         | 2         | -           | -   |
| 27  | Dan Frawley       | RW   | 78        | 28         | 23         | 51         | 208         | 12         | 0        | 5         | 8         | 3         | 188         | +4  |
| 2   | Greg Brown        | D    | 56        | 8          | 30         | 38         | 25          | 2          | 0        | 0         | 1         | 1         | 137         | -4  |
| 5   | Don McSween       | D    | 75        | 6          | 32         | 38         | 60          | 2          | 1        | 0         | 2         | 0         | 146         | +17 |
| 14  | Brad Rubachuk     | C    | 70        | 18         | 16         | 34         | 201         | 4          | 1        | 0         | 4         | 1         | 133         | -12 |
| 22  | Lindy Ruff        | D    | 62        | 10         | 24         | 34         | 110         | 1          | 0        | 1         | 1         | 0         | 146         | +5  |
| 35  | Bill Houlder      | D    | 42        | 8          | 26         | 34         | 16          | 5          | 0        | 2         | 0         | 1         | 143         | -13 |
| 21  | Chris Snell       | D    | 65        | 5          | 27         | 32         | 66          | 2          | 0        | 1         | 0         | 0         | 150         | +10 |
| 26  | Darcy Loewen      | LW   | 73        | 11         | 20         | 31         | 193         | 0          | 1        | 2         | 0         | 0         | 128         | +3  |
| 19  | Bob Corkum        | C    | 52        | 16         | 12         | 28         | 47          | 5          | 2        | 1         | 4         | 2         | 162         | -2  |
| 7   | Steve Ludzik      | C    | 45        | 6          | 22         | 28         | 88          | 4          | 0        | 0         | 1         | 0         | 113         | +5  |
| 11  | Joel Savage       | RW   | 59        | 8          | 14         | 22         | 39          | 2          | 0        | 1         | 2         | 0         | 107         | -1  |
| 17  | Dave Baseggio     | D    | 29        | 5          | 11         | 16         | 14          | 2          | 0        | 0         | 1         | 0         | 51          | -6  |
| 18  | Ian Boyce         | LW   | 20        | 5          | 8          | 13         | 4           | 0          | 0        | 0         | 1         | 0         | 33          | +14 |
| 15  | Sean O'Donnell    | D    | 73        | 4          | 9          | 13         | 193         | 0          | 0        | 1         | 1         | 0         | 76          | +13 |
| 44  | Rick Vaive        | RW   | 12        | 4          | 9          | 13         | 4           | 1          | 0        | 1         | 2         | 0         | 45          | 0   |
| 20  | Keith Carney      | D    | 24        | 1          | 10         | 11         | 2           | 0          | 0        | 0         | 0         | 0         | 34          | +3  |
| 16  | Ed Zawatsky       | C    | 14        | 4          | 6          | 10         | 2           | 1          | 0        | 1         | 0         | 0         | 21          | +2  |
| 33  | Dave Littman      | G    | 60        | 0          | 5          | 5          | 8           | 0          | 0        | 0         | 0         | 0         | 0           | 0   |
| 34  | Brad Miller       | D    | 27        | 0          | 4          | 4          | 113         | 0          | 0        | 0         | 0         | 0         | 39          | -7  |
| 3   | David DiVita      | D    | 25        | 1          | 2          | 3          | 59          | 0          | 0        | 0         | 0         | 0         | 11          | -6  |
| 29  | Brian Curran      | D/LW | 36        | 0          | 3          | 3          | 122         | 0          | 0        | 0         | 0         | 0         | 23          | -4  |
| 16  | Andy Pritchard    | RW   | 2         | 1          | 0          | 1          | 0           | 0          | 0        | 0         | 0         | 0         | 4           | -1  |
| 4   | Steve Smith       | D    | 3         | 1          | 0          | 1          | 0           | 1          | 0        | 0         | 0         | 0         | 14          | -2  |
| 25  | Peter Ambroziak   | LW   | 2         | 0          | 1          | 1          | 0           | 0          | 0        | 0         | 0         | 0         | 3           | -1  |
| 31  | Tom Draper        | G    | 9         | 0          | 1          | 1          | 0           | 0          | 0        | 0         | 0         | 0         | 0           | 0   |
| 32  | Bob Fleming       | RW   | 5         | 0          | 0          | 0          | 29          | 0          | 0        | 0         | 0         | 0         | 0           | -1  |
| 8   | Kevin Haller      | D    | 4         | 0          | 0          | 0          | 18          | 0          | 0        | 0         | 0         | 0         | 7           | +2  |
| 20  | Tony Iob          | LW   | 1         | 0          | 0          | 0          | 0           | 0          | 0        | 0         | 0         | 0         | 0           | -1  |
| 30  | John Bradley      | G    | 6         | 0          | 0          | 0          | 2           | 0          | 0        | 0         | 0         | 0         | 0           | 0   |
| 31  | Clint Malarchuk   | G    | 2         | 0          | 0          | 0          | 2           | 0          | 0        | 0         | 0         | 0         | 0           | 0   |
| 31  | Daren Puppa       | G    | 2         | 0          | 0          | 0          | 2           | 0          | 0        | 0         | 0         | 0         | 0           | 0   |
| 1   | Bill Pye          | G    | 8         | 0          | 0          | 0          | 0           | 0          | 0        | 0         | 0         | 0         | 0           | 0   |
|     | BENCH             |      | 80        |            |            |            | 26          |            |          |           |           |           |             |     |
|     | <b>TOTALS</b>     |      | <b>80</b> | <b>292</b> | <b>507</b> | <b>799</b> | <b>1847</b> | <b>102</b> | <b>9</b> | <b>37</b> | <b>44</b> | <b>12</b> | <b>2737</b> |     |

## 1991-92 REGULAR SEASON GOALTENDER STATS

| No. | Goaltender      | GP        | MINS           | GA         | EN       | SO       | SVS         | SVS%        | AVG.        | RECORD          |
|-----|-----------------|-----------|----------------|------------|----------|----------|-------------|-------------|-------------|-----------------|
| 31  | Clint Malarchuk | 2         | 120:00         | 3          | 0        | 1        | 54          | .947        | 1.50        | 2-0-0           |
| 1   | Bill Pye        | 8         | 331:21         | 15         | 2        | 0        | 125         | .893        | 2.72        | 1-4-0           |
| 33  | Dave Littman    | 60        | 3497:51        | 172        | 6        | 3        | 1557        | .901        | 2.95        | 28-20-9         |
| 30  | John Bradley    | 6         | 248:14         | 13         | 0        | 1        | 85          | .867        | 3.14        | 2-2-1           |
| 31  | Tom Draper      | 9         | 531:26         | 28         | 0        | 0        | 214         | .884        | 3.16        | 4-3-2           |
| 31  | Daren Puppa     | 2         | 118:54         | 9          | 0        | 0        | 44          | .830        | 4.54        | 0-2-0           |
|     | <b>TOTALS</b>   | <b>80</b> | <b>4870:59</b> | <b>240</b> | <b>8</b> | <b>5</b> | <b>2079</b> | <b>.893</b> | <b>3.05</b> | <b>37-31-12</b> |



# RECORD BOOK YEAR-BY-YEAR STATISTICS



## 1992-93 REGULAR SEASON PLAYER STATS

| No. | Player           | POS | GP        | G          | A          | PTS        | PIM         | PPG        | SHG       | GWG       | GFG       | UAG       | SHT         | +/- |
|-----|------------------|-----|-----------|------------|------------|------------|-------------|------------|-----------|-----------|-----------|-----------|-------------|-----|
| 12  | Peter Ciavaglia  | C   | 64        | 35         | 67         | 102        | 32          | 12         | 1         | 4         | 2         | 2         | 154         | +19 |
| 17  | Todd Simon       | C   | 67        | 27         | 66         | 93         | 54          | 10         | 0         | 3         | 4         | 0         | 205         | -10 |
| 9   | Jody Gage        | RW  | 71        | 40         | 40         | 80         | 76          | 19         | 0         | 7         | 3         | 2         | 234         | -13 |
| 21  | Chris Snell      | D   | 77        | 14         | 57         | 71         | 83          | 8          | 0         | 1         | 5         | 0         | 234         | -6  |
| 19  | Scott Thomas     | RW  | 65        | 32         | 27         | 59         | 38          | 9          | 2         | 2         | 4         | 3         | 191         | +10 |
| 24  | Doug Macdonald   | C   | 64        | 25         | 33         | 58         | 58          | 6          | 2         | 4         | 3         | 4         | 147         | -2  |
| 32  | Jozef Cierny     | LW  | 54        | 27         | 27         | 54         | 36          | 16         | 1         | 4         | 2         | 3         | 154         | +9  |
| 23  | Mike McLaughlin  | LW  | 71        | 19         | 35         | 54         | 27          | 7          | 2         | 5         | 1         | 1         | 137         | +8  |
| 2   | Greg Brown       | D   | 61        | 11         | 38         | 49         | 46          | 2          | 2         | 0         | 2         | 0         | 163         | +20 |
| 27  | Dan Frawley      | RW  | 75        | 17         | 27         | 44         | 216         | 2          | 0         | 1         | 4         | 0         | 141         | +3  |
| 16  | Jason Young      | LW  | 59        | 20         | 20         | 40         | 60          | 0          | 0         | 0         | 1         | 1         | 133         | -6  |
| 20  | Keith Carney     | D   | 41        | 5          | 21         | 26         | 32          | 0          | 1         | 1         | 0         | 0         | 79          | +9  |
| 26  | Viktor Gordiuk   | LW  | 35        | 11         | 14         | 25         | 8           | 2          | 0         | 0         | 4         | 1         | 88          | +6  |
| 14  | Brad Rubachuk    | C   | 60        | 10         | 15         | 25         | 218         | 1          | 2         | 0         | 1         | 1         | 99          | -12 |
| 15  | Sean O'Donnell   | D   | 74        | 3          | 18         | 21         | 203         | 2          | 0         | 0         | 0         | 0         | 83          | -2  |
| 22  | Tony Iob         | LW  | 20        | 12         | 8          | 20         | 70          | 7          | 0         | 0         | 3         | 0         | 45          | 0   |
| 25  | Peter Ambroziak  | LW  | 51        | 8          | 10         | 18         | 37          | 1          | 1         | 1         | 2         | 0         | 48          | -4  |
| 7   | Jeff Sirkka      | D   | 59        | 6          | 11         | 17         | 132         | 1          | 0         | 2         | 1         | 0         | 60          | +5  |
| 10  | Jason Winch      | LW  | 31        | 1          | 13         | 14         | 29          | 0          | 0         | 0         | 0         | 0         | 32          | -6  |
| 28  | Donald Audette   | RW  | 6         | 8          | 4          | 12         | 10          | 3          | 0         | 2         | 0         | 0         | 28          | +7  |
| 29  | Bruce Shoebottom | D   | 64        | 7          | 5          | 12         | 253         | 0          | 0         | 1         | 3         | 1         | 64          | -7  |
| 8   | Philippe Boucher | D   | 5         | 4          | 3          | 7          | 8           | 1          | 0         | 0         | 0         | 1         | 24          | -1  |
| 4   | Andrei Iakovenko | D   | 16        | 2          | 2          | 4          | 20          | 0          | 0         | 1         | 0         | 0         | 21          | +4  |
| 4   | Todd Fichel      | D   | 15        | 1          | 3          | 4          | 4           | 0          | 1         | 0         | 0         | 1         | 23          | -1  |
| 31  | Olaf Kolzig      | G   | 48        | 0          | 3          | 3          | 6           | 0          | 0         | 0         | 0         | 0         | 0           | 0   |
| 3   | David DiVita     | D   | 16        | 1          | 1          | 2          | 18          | 0          | 0         | 0         | 0         | 0         | 9           | -3  |
| 11  | Joel Savage      | RW  | 6         | 1          | 1          | 2          | 6           | 0          | 0         | 1         | 0         | 0         | 10          | -2  |
| 1   | Bill Pye         | G   | 26        | 0          | 2          | 2          | 4           | 0          | 0         | 0         | 0         | 0         | 0           | 0   |
| 4   | Grant Ledyard    | D   | 5         | 0          | 2          | 2          | 8           | 0          | 0         | 0         | 0         | 0         | 10          | +6  |
| 4   | Randy Moller     | D   | 3         | 1          | 0          | 1          | 10          | 0          | 0         | 0         | 1         | 0         | 2           | -4  |
| 3   | Dean Melanson    | D   | 8         | 0          | 1          | 1          | 6           | 0          | 0         | 0         | 0         | 0         | 10          | -1  |
| 8   | Mike Smith       | D   | 2         | 0          | 1          | 1          | 0           | 0          | 0         | 0         | 0         | 0         | 3           | +2  |
| 5   | Brad Pascall     | D   | 18        | 0          | 1          | 1          | 38          | 0          | 0         | 0         | 0         | 0         | 9           | -2  |
| 35  | Dan Bylsma       | RW  | 2         | 0          | 1          | 1          | 0           | 0          | 0         | 0         | 0         | 0         | 3           | +1  |
| 35  | Cam Brown        | LW  | 4         | 0          | 0          | 0          | 26          | 0          | 0         | 0         | 0         | 0         | 2           | 0   |
| 4   | Kord Cernich     | D   | 4         | 0          | 0          | 0          | 2           | 0          | 0         | 0         | 0         | 0         | 6           | -1  |
| 34  | Bill Horn        | G   | 6         | 0          | 0          | 0          | 0           | 0          | 0         | 0         | 0         | 0         | 0           | 0   |
| 30  | Mark Bernard     | G   | 1         | 0          | 0          | 0          | 0           | 0          | 0         | 0         | 0         | 0         | 0           | 0   |
| 33  | Tom Draper       | G   | 5         | 0          | 0          | 0          | 2           | 0          | 0         | 0         | 0         | 0         | 0           | 0   |
| 34  | Greg Menges      | G   | 2         | 0          | 0          | 0          | 0           | 0          | 0         | 0         | 0         | 0         | 0           | 0   |
|     | BENCH            |     | 80        |            |            |            | 24          |            |           |           |           |           |             |     |
|     | <b>TOTALS</b>    |     | <b>80</b> | <b>348</b> | <b>577</b> | <b>925</b> | <b>1900</b> | <b>109</b> | <b>15</b> | <b>40</b> | <b>46</b> | <b>21</b> | <b>2651</b> |     |

## 1992-93 REGULAR SEASON GOALTENDER STATS

| No. | Goaltender    | GP        | MINS           | GA         | EN       | SO       | SVS         | SVS%        | AVG.        | RECORD         |
|-----|---------------|-----------|----------------|------------|----------|----------|-------------|-------------|-------------|----------------|
| 30  | Mark Bernard  | 1         | 20:00          | 1          | 0        | 0        | 15          | .938        | 3.00        | 0-0-0          |
| 31  | Olaf Kolzig   | 48        | 2738:04        | 168        | 3        | 0        | 1253        | .882        | 3.68        | 25-16-4        |
| 34  | Bill Horn     | 6         | 304:21         | 22         | 1        | 0        | 145         | .868        | 4.34        | 3-1-1          |
| 1   | Bill Pye      | 26        | 1426:23        | 107        | 2        | 0        | 686         | .865        | 4.50        | 9-14-2         |
| 33  | Tom Draper    | 5         | 272:50         | 22         | 1        | 0        | 140         | .864        | 4.83        | 3-2-0          |
| 34  | Greg Menges   | 2         | 39:53          | 5          | 0        | 0        | 14          | .737        | 7.50        | 0-0-0          |
|     | <b>TOTALS</b> | <b>80</b> | <b>4833:05</b> | <b>325</b> | <b>7</b> | <b>0</b> | <b>2253</b> | <b>.872</b> | <b>4.12</b> | <b>40-33-7</b> |



# RECORD BOOK YEAR-BY-YEAR STATISTICS



## 1993-94 REGULAR SEASON PLAYER STATS

| No. | Player             | POS | GP        | G          | A          | PTS        | PIM         | PPG       | SHG       | GWG       | GFG       | UAG       | SHT         | +/- |
|-----|--------------------|-----|-----------|------------|------------|------------|-------------|-----------|-----------|-----------|-----------|-----------|-------------|-----|
| 17  | SIMON, Todd        | C   | 55        | 33         | 52         | 85         | 79          | 7         | 0         | 6         | 5         | 3         | 177         | 0   |
| 26  | GORDIOUK, Viktor   | LW  | 74        | 28         | 39         | 67         | 26          | 6         | 4         | 6         | 9         | 4         | 226         | 14  |
| 28  | BLACK, James       | C   | 45        | 19         | 32         | 51         | 28          | 9         | 1         | 1         | 3         | 2         | 175         | -18 |
| 24  | MACDONALD, Doug    | C   | 63        | 25         | 19         | 44         | 46          | 6         | 0         | 2         | 4         | 0         | 148         | -17 |
| 16  | YOUNG, Jason       | LW  | 68        | 17         | 26         | 43         | 84          | 1         | 2         | 0         | 3         | 4         | 203         | -18 |
| 36  | BARNABY, Matthew   | LW  | 42        | 10         | 32         | 42         | 153         | 6         | 0         | 0         | 0         | 0         | 72          | -8  |
| 9   | GAGE, Jody         | RW  | 44        | 18         | 21         | 39         | 57          | 12        | 0         | 3         | 1         | 0         | 126         | -20 |
| 18  | VOLKOV, Mikhail    | RW  | 62        | 12         | 26         | 38         | 28          | 3         | 1         | 1         | 1         | 1         | 85          | 1   |
| 10  | DAWE, Jason        | LW  | 48        | 22         | 14         | 36         | 44          | 7         | 0         | 2         | 1         | 1         | 105         | -14 |
| 14  | RUBACHUK, Brad     | C   | 65        | 18         | 18         | 36         | 246         | 4         | 0         | 2         | 3         | 1         | 130         | -4  |
| 23  | COOPER, David      | D   | 68        | 10         | 25         | 35         | 82          | 5         | 0         | 1         | 0         | 0         | 126         | -22 |
| 4   | BOUCHER, Philippe  | D   | 31        | 10         | 22         | 32         | 51          | 6         | 0         | 1         | 1         | 0         | 157         | 1   |
| 20  | PETRENKO, Sergei   | LW  | 38        | 16         | 15         | 31         | 8           | 7         | 0         | 2         | 2         | 1         | 93          | -14 |
| 7   | MELANSON, Dean     | D   | 80        | 1          | 21         | 22         | 138         | 0         | 0         | 0         | 0         | 0         | 94          | 0   |
| 27  | MARIETTI, Brett    | RW  | 38        | 6          | 14         | 20         | 63          | 1         | 1         | 1         | 2         | 1         | 50          | 4   |
| 21  | KRYS, Mark         | D   | 58        | 2          | 13         | 15         | 77          | 0         | 1         | 0         | 0         | 0         | 70          | 0   |
|     | TOTAL(w/ PROV)     |     | 81        | 3          | 15         | 18         | 109         | 0         | 1         | 0         | 0         | 0         | 96          | -4  |
| 8   | BAVIS, Mike        | RW  | 65        | 3          | 11         | 14         | 89          | 0         | 0         | 0         | 1         | 0         | 62          | -11 |
| 10  | METCALFE, Scott    | LW  | 16        | 5          | 7          | 12         | 16          | 1         | 0         | 1         | 1         | 1         | 36          | -1  |
| 15  | O'DONNELL, Sean    | D   | 64        | 2          | 10         | 12         | 242         | 0         | 0         | 0         | 1         | 0         | 78          | 0   |
| 29  | TSYGUROV, Denis    | D   | 2         | 1          | 10         | 11         | 10          | 1         | 0         | 0         | 1         | 1         | 35          | 8   |
| 2   | BOOTH, Derek       | D   | 45        | 2          | 8          | 10         | 82          | 1         | 0         | 0         | 0         | 0         | 32          | -8  |
| 28  | GUIDOTTI, Vince    | D   | 20        | 2          | 8          | 10         | 8           | 1         | 0         | 0         | 0         | 0         | 37          | 4   |
| 19  | THOMAS, Scott      | RW  | 11        | 4          | 5          | 9          | 0           | 2         | 0         | 0         | 1         | 0         | 25          | -2  |
| 12  | AMBROZIAK, Peter   | LW  | 22        | 3          | 4          | 7          | 53          | 0         | 1         | 0         | 0         | 0         | 32          | -1  |
| 27  | LESSARD, Rick      | D   | 8         | 1          | 2          | 3          | 2           | 0         | 0         | 0         | 0         | 0         | 6           | 3   |
| 5   | PASCALL, Brad      | D   | 35        | 2          | 0          | 2          | 33          | 0         | 1         | 2         | 0         | 0         | 16          | -1  |
| 32  | WALCOTT, Richie    | RW  | 17        | 1          | 0          | 1          | 66          | 0         | 0         | 0         | 0         | 0         | 4           | -5  |
| 11  | BRIGHT, Chris      | C   | 9         | 1          | 0          | 1          | 6           | 0         | 0         | 0         | 0         | 0         | 11          | 0   |
| 19  | BANIKA, Cory       | RW  | 7         | 1          | 0          | 1          | 12          | 0         | 0         | 0         | 0         | 0         | 4           | 2   |
|     | TOTAL (w/ HERS)    |     | 9         | 1          | 0          | 1          | 14          | 0         | 0         | 0         | 0         | 0         | 4           | -2  |
| 22  | MAHER, Jim         | D   | 5         | 1          | 0          | 1          | 0           | 0         | 0         | 0         | 0         | 0         | 7           | -2  |
| 11  | SORENSEN, Kelly    | RW  | 4         | 1          | 0          | 1          | 4           | 0         | 0         | 0         | 0         | 0         | 3           | 0   |
| 29  | MELANSON, Rob      | D   | 13        | 0          | 1          | 1          | 24          | 0         | 0         | 0         | 0         | 0         | 6           | -3  |
| 30  | KETTERER, Markus   | G   | 32        | 0          | 1          | 1          | 2           | 0         | 0         | 0         | 0         | 0         | 0           | 0   |
| 32  | CAPSON, Greg       | D   | 10        | 0          | 0          | 0          | 29          | 0         | 0         | 0         | 0         | 0         | 0           | -4  |
| 34  | LALONDE, Christian | LW  | 5         | 0          | 0          | 0          | 6           | 0         | 0         | 0         | 0         | 0         | 1           | -2  |
| 21  | BLAD, Brian        | D   | 3         | 0          | 0          | 0          | 0           | 0         | 0         | 0         | 0         | 0         | 2           | -1  |
| 3   | FLICHEL, Todd      | D   | 2         | 0          | 0          | 0          | 0           | 0         | 0         | 0         | 0         | 0         | 1           | -4  |
| 22  | HICKS, Jamey       | C   | 2         | 0          | 0          | 0          | 4           | 0         | 0         | 0         | 0         | 0         | 1           | -1  |
| 29  | YOUNG, John        | C   | 2         | 0          | 0          | 0          | 0           | 0         | 0         | 0         | 0         | 0         | 1           | 0   |
| 32  | PAYNE, Davis       | LW  | 2         | 0          | 0          | 0          | 5           | 0         | 0         | 0         | 0         | 0         | 0           | -1  |
| 11  | KUZMINSKI, Alex    | C   | 1         | 0          | 0          | 0          | 0           | 0         | 0         | 0         | 0         | 0         | 0           | 0   |
| 35  | MALTAIS, Dominic   | RW  | 1         | 0          | 0          | 0          | 0           | 0         | 0         | 0         | 0         | 0         | 0           | -1  |
| 31  | HORN, Bill         | G   | 25        | 0          | 0          | 0          | 0           | 0         | 0         | 0         | 0         | 0         | 0           | 0   |
| 1   | PYE, Bill          | G   | 19        | 0          | 0          | 0          | 16          | 0         | 0         | 0         | 0         | 0         | 0           | 0   |
| 35  | DERKSEN, Duane     | G   | 6         | 0          | 0          | 0          | 0           | 0         | 0         | 0         | 0         | 0         | 0           | 0   |
| 30  | FUHR, Grant        | G   | 5         | 0          | 0          | 0          | 0           | 0         | 0         | 0         | 0         | 0         | 0           | 0   |
| 35  | PARSON, Mike       | G   | 3         | 0          | 0          | 0          | 0           | 0         | 0         | 0         | 0         | 0         | 0           | 0   |
|     | BENCH              |     | 80        |            |            |            | 62          |           |           |           |           |           |             |     |
|     | <b>TOTALS</b>      |     | <b>80</b> | <b>277</b> | <b>456</b> | <b>733</b> | <b>1981</b> | <b>86</b> | <b>12</b> | <b>31</b> | <b>40</b> | <b>20</b> | <b>2437</b> |     |

## 1993-94 REGULAR SEASON GOALTENDER STATS

| No. | Goaltender         | GP        | MINS           | GA         | EN       | SO       | SVS          | SVS%         | AVG.        | Record          |
|-----|--------------------|-----------|----------------|------------|----------|----------|--------------|--------------|-------------|-----------------|
| 30  | FUHR, Grant        | 5         | 310            | 10         | 0        | 0        | 145          | 0.935        | 1.94        | 3-0-2           |
| 31  | HORN, Bill         | 25        | 1394:19        | 81         | 1        | 0        | 559          | 0.873        | 3.49        | 9-9-5           |
| 35  | DERKSEN, Duane     | 6         | 235:07         | 14         | 0        | 0        | 115          | 0.891        | 3.57        | 2-1-1           |
| 30  | KETTERER, Markus   | 32        | 1774:30        | 110        | 2        | 1        | 773          | 0.875        | 3.72        | 9-15-5          |
| 35  | PARSON, Mike       | 3         | 175:47         | 12         | 0        | 0        | 61           | 0.836        | 4.10        | 1-2-0           |
| 1   | PYE, Bill          | 19        | 980:08         | 70         | 0        | 0        | 462          | 0.868        | 4.29        | 7-7-2           |
|     | <b>TEAM TOTALS</b> | <b>80</b> | <b>4879:25</b> | <b>297</b> | <b>3</b> | <b>1</b> | <b>2,115</b> | <b>0.876</b> | <b>3.69</b> | <b>31-34-15</b> |





# RECORD BOOK YEAR-BY-YEAR STATISTICS



## 1994-95 REGULAR SEASON PLAYER STATS

| No. | Player             | POS | GP        | G          | A          | PTS        | PIM         | PPG       | SHG       | GWG       | GFG       | UAG       | SHT         | +/- |
|-----|--------------------|-----|-----------|------------|------------|------------|-------------|-----------|-----------|-----------|-----------|-----------|-------------|-----|
| 17  | SIMON, Todd        | C   | 69        | 25         | 65         | 90         | 78          | 16        | 0         | 2         | 6         | 3         | 215         | -21 |
| 26  | GORDIOUK, Viktor   | LW  | 63        | 31         | 30         | 61         | 36          | 7         | 5         | 6         | 3         | 1         | 225         | 8   |
| 10  | METCALFE, Scott    | LW  | 63        | 19         | 36         | 55         | 216         | 2         | 0         | 1         | 3         | 1         | 150         | 8   |
| 36  | BARNABY, Matthew   | LW  | 56        | 21         | 29         | 50         | 274         | 6         | 0         | 1         | 4         | 3         | 116         | 7   |
| 25  | DAWE, Jason        | RW  | 44        | 27         | 19         | 46         | 24          | 10        | 0         | 2         | 5         | 1         | 117         | -12 |
| 24  | MACDONALD, Doug    | C   | 58        | 21         | 25         | 46         | 73          | 7         | 1         | 0         | 2         | 1         | 138         | 6   |
| 19  | THOMAS, Scott      | RW  | 55        | 21         | 25         | 46         | 115         | 9         | 0         | 7         | 2         | 1         | 144         | 2   |
| 18  | VOVKOV, Mikhail    | RW  | 56        | 17         | 27         | 44         | 52          | 4         | 1         | 2         | 3         | 1         | 111         | 6   |
| 32  | BOUCHER, Philippe  | D   | 43        | 14         | 27         | 41         | 26          | 5         | 0         | 1         | 2         | 0         | 221         | -1  |
| 38  | WIEMER, Jim        | D   | 45        | 9          | 29         | 38         | 74          | 3         | 0         | 2         | 2         | 0         | 149         | -8  |
| 16  | YOUNG, Jason       | LW  | 51        | 18         | 17         | 35         | 80          | 3         | 2         | 3         | 2         | 3         | 109         | -7  |
| 33  | ASTLEY, Mark       | D   | 46        | 5          | 24         | 29         | 49          | 2         | 0         | 2         | 0         | 1         | 104         | -10 |
| 20  | PETRENKO, Sergei   | LW  | 43        | 12         | 16         | 28         | 16          | 1         | 0         | 0         | 2         | 0         | 61          | 4   |
| 28  | NICHOL, Scott      | C   | 71        | 11         | 16         | 27         | 136         | 1         | 4         | 1         | 2         | 2         | 114         | -12 |
| 12  | AMBROZIAK, Peter   | LW  | 46        | 14         | 11         | 25         | 35          | 1         | 1         | 2         | 1         | 1         | 51          | 2   |
| 2   | NEMETH, Tom        | D   | 56        | 4          | 17         | 21         | 32          | 0         | 0         | 0         | 0         | 0         | 99          | -3  |
| 21  | KRYS, Mark         | D   | 70        | 3          | 16         | 19         | 113         | 0         | 0         | 0         | 0         | 0         | 96          | 15  |
| 4   | COPELAND, Todd     | D   | 77        | 4          | 12         | 16         | 152         | 0         | 0         | 0         | 0         | 0         | 83          | 1   |
| 27  | RUSHFORTH, Paul    | C   | 25        | 8          | 6          | 14         | 10          | 0         | 0         | 2         | 0         | 0         | 55          | 2   |
| 7   | MELANSON, Dean     | D   | 43        | 4          | 7          | 11         | 84          | 0         | 0         | 0         | 0         | 2         | 62          | 2   |
| 9   | GAGE, Jody         | RW  | 23        | 4          | 5          | 9          | 20          | 1         | 0         | 0         | 1         | 0         | 43          | -10 |
| 5   | GERMAIN, Eric      | D   | 18        | 1          | 7          | 8          | 13          | 0         | 0         | 1         | 0         | 0         | 15          | 1   |
| 8   | BAVIS, Mike        | RW  | 27        | 3          | 4          | 7          | 100         | 0         | 0         | 0         | 0         | 0         | 32          | -9  |
| 23  | COOPER, Dave       | D   | 21        | 2          | 4          | 6          | 48          | 0         | 0         | 0         | 1         | 0         | 30          | -6  |
| 22  | BARRIE, Mike       | C   | 16        | 1          | 3          | 4          | 40          | 0         | 0         | 0         | 0         | 0         | 20          | 0   |
| 37  | BOSTON, Scott      | D   | 16        | 1          | 1          | 2          | 6           | 0         | 0         | 0         | 0         | 0         | 32          | -5  |
| 32  | KNAUFT, Lorne      | D   | 5         | 0          | 2          | 2          | 8           | 0         | 0         | 0         | 0         | 0         | 8           | 4   |
| 29  | McCLELLAND, Kevin  | RW  | 22        | 0          | 2          | 2          | 93          | 0         | 0         | 0         | 0         | 0         | 7           | -4  |
| 34  | SHIELDS, Steve     | G   | 13        | 0          | 2          | 2          | 0           | 0         | 0         | 0         | 0         | 0         | 0           | 0   |
| 44  | MAILHOT, Jacques   | LW  | 15        | 0          | 1          | 1          | 52          | 0         | 0         | 0         | 0         | 0         | 1           | -4  |
| 3   | FOY, Chris         | D   | 5         | 0          | 1          | 1          | 2           | 0         | 0         | 0         | 0         | 0         | 0           | 0   |
| 3   | MARTIN, Don        | D   | 1         | 0          | 1          | 1          | 2           | 0         | 0         | 0         | 0         | 0         | 1           | 2   |
| 30  | KETTERER, Markus   | G   | 47        | 0          | 1          | 1          | 0           | 0         | 0         | 0         | 0         | 0         | 0           | 0   |
| 3   | KLIMENTIEV, Sergei | D   | 7         | 0          | 0          | 0          | 8           | 0         | 0         | 0         | 0         | 0         | 9           | 0   |
| 32  | BENAZIC, Cal       | D   | 2         | 0          | 0          | 0          | 0           | 0         | 0         | 0         | 0         | 0         | 2           | -4  |
| 37  | WRIGHT, Shayne     | D   | 2         | 0          | 0          | 0          | 0           | 0         | 0         | 0         | 0         | 0         | 2           | 0   |
| 15  | McCARTHY, Brian    | C   | 4         | 0          | 0          | 0          | 5           | 0         | 0         | 0         | 0         | 0         | 3           | -2  |
| 39  | SHOEBOTTOM, Bruce  | D   | 1         | 0          | 0          | 0          | 0           | 0         | 0         | 0         | 0         | 0         | 0           | -1  |
| 32  | EVANS, Doug        | D   | 2         | 0          | 0          | 0          | 0           | 0         | 0         | 0         | 0         | 0         | 0           | -1  |
| 3   | CAMPBELL, Scott    | D   | 4         | 0          | 0          | 0          | 15          | 0         | 0         | 0         | 0         | 0         | 3           | -2  |
| 39  | RAYMOND, Eric      | G   | 29        | 0          | 0          | 0          | 6           | 0         | 0         | 0         | 0         | 0         | 0           | 0   |
|     | BENCH              |     | 80        |            |            |            | 28          |           |           |           |           |           |             |     |
|     | <b>TOTALS</b>      |     | <b>80</b> | <b>300</b> | <b>488</b> | <b>788</b> | <b>2121</b> | <b>78</b> | <b>14</b> | <b>35</b> | <b>41</b> | <b>21</b> | <b>2628</b> |     |

## 1994-95 REGULAR SEASON GOALTENDER STATS

| No. | Goaltender       | GP        | Starts    | MINS           | GA         | EN       | SO       | SVS         | SVS%         | AVG.        | Record         |
|-----|------------------|-----------|-----------|----------------|------------|----------|----------|-------------|--------------|-------------|----------------|
| 39  | RAYMOND, Eric    | 29        | 25        | 1592:59        | 92         | 2        | 0        | 751         | 0.891        | 3.47        | 13-10-4        |
| 30  | KETTERER, Markus | 47        | 45        | 2563:55        | 154        | 3        | 1        | 1,193       | 0.886        | 3.60        | 19-20-3        |
| 34  | SHIELDS, Steve   | 13        | 10        | 673:37         | 53         | 0        | 0        | 258         | 0.83         | 4.72        | 3-8-0          |
|     | <b>TOTALS</b>    | <b>80</b> | <b>80</b> | <b>4847:35</b> | <b>299</b> | <b>5</b> | <b>1</b> | <b>2202</b> | <b>0.879</b> | <b>3.76</b> | <b>35-38-7</b> |



# RECORD BOOK YEAR-BY-YEAR STATISTICS



## 1995-96 REGULAR SEASON PLAYER STATS

| No. | Player             | POS | GP        | G          | A          | PTS        | PIM         | PPG       | SHG       | GWG       | GFG       | UAG       | SHT         | +/- |
|-----|--------------------|-----|-----------|------------|------------|------------|-------------|-----------|-----------|-----------|-----------|-----------|-------------|-----|
| 5   | CHARRON, Craig     | C   | 72        | 43         | 52         | 95         | 79          | 8         | 3         | 9         | 5         | 6         | 204         | 26  |
| 19  | WARD, Dixon        | LW  | 71        | 38         | 56         | 94         | 74          | 19        | 0         | 4         | 5         | 3         | 223         | 7   |
| 37  | MOORE, Barrie      | LW  | 66        | 26         | 29         | 55         | 40          | 9         | 2         | 4         | 2         | 2         | 19          | 19  |
| 4   | HOLLINGER, Terry   | D   | 62        | 5          | 50         | 55         | 71          | 2         | 1         | 0         | 1         | 0         | 121         | 8   |
| 36  | JACKSON, Dane      | RW  | 50        | 27         | 19         | 46         | 132         | 14        | 0         | 2         | 4         | 0         | 100         | 18  |
| 10  | METCALFE, Scott    | C   | 71        | 21         | 24         | 45         | 228         | 4         | 2         | 4         | 1         | 2         | 158         | 13  |
| 20  | CONN, Rob          | RW  | 36        | 22         | 15         | 37         | 40          | 4         | 1         | 2         | 5         | 1         | 106         | 15  |
| 3   | KLIMENTIEV, Sergei | D   | 70        | 7          | 29         | 36         | 74          | 3         | 0         | 2         | 0         | 0         | 139         | 18  |
| 21  | NICHOL, Scott      | C   | 63        | 14         | 17         | 31         | 170         | 1         | 0         | 0         | 2         | 1         | 107         | -11 |
| 27  | FRAWLEY, Dan       | RW  | 77        | 12         | 16         | 28         | 194         | 0         | 0         | 3         | 1         | 1         | 117         | 4   |
| 23  | COOPER, Dave       | D   | 67        | 9          | 18         | 27         | 79          | 4         | 0         | 2         | 2         | 0         | 147         | -2  |
| 17  | LEACH, Jamie       | RW  | 47        | 12         | 14         | 26         | 40          | 2         | 0         | 0         | 2         | 0         | 124         | -3  |
| 11  | HOLZINGER, Brian   | C   | 17        | 10         | 11         | 21         | 14          | 0         | 0         | 2         | 2         | 1         | 45          | 9   |
| 33  | PEARSON, Scott     | LW  | 26        | 8          | 8          | 16         | 113         | 1         | 0         | 2         | 0         | 0         | 80          | -1  |
| 7   | MELANSON, Dean     | D   | 70        | 3          | 13         | 16         | 204         | 0         | 1         | 1         | 0         | 0         | 94          | 4   |
| 9   | GAGE, Jody         | RW  | 16        | 3          | 12         | 15         | 20          | 1         | 0         | 0         | 0         | 0         | 27          | 2   |
| 40  | NDUR, Rumun        | D   | 73        | 2          | 12         | 14         | 306         | 0         | 1         | 0         | 0         | 0         | 39          | 8   |
| 43  | DAWE, Jason        | LW  | 7         | 5          | 4          | 9          | 2           | 2         | 1         | 0         | 0         | 2         | 29          | -1  |
| 34  | CIRONE, Jason      | C   | 24        | 4          | 5          | 9          | 34          | 0         | 0         | 0         | 0         | 0         | 42          | 2   |
| 25  | KARABIN, Ladislav  | C   | 21        | 3          | 5          | 8          | 18          | 2         | 0         | 0         | 1         | 1         | 25          | -9  |
| 22  | WESTERBY, Bob      | LW  | 40        | 2          | 6          | 8          | 155         | 0         | 0         | 0         | 0         | 0         | 47          | 1   |
| 15  | WRIGHT, Shayne     | D   | 48        | 0          | 8          | 8          | 99          | 0         | 0         | 0         | 0         | 0         | 46          | -5  |
| 18  | JUNKER, Steve      | LW  | 29        | 5          | 2          | 7          | 31          | 2         | 0         | 0         | 0         | 0         | 47          | 0   |
| 33  | MAZUR, Jay         | C   | 16        | 5          | 2          | 7          | 16          | 3         | 0         | 0         | 0         | 0         | 32          | -8  |
| 33  | HOUDA, Doug        | D   | 21        | 1          | 6          | 7          | 41          | 0         | 0         | 0         | 0         | 0         | 24          | 7   |
| 24  | PRIMEAU, Wayne     | C   | 8         | 2          | 3          | 5          | 8           | 0         | 0         | 0         | 0         | 0         | 19          | -4  |
| 2   | WILSON, Mike       | D   | 15        | 0          | 5          | 5          | 38          | 0         | 0         | 0         | 0         | 0         | 25          | -6  |
| 29  | BOH, Aaron         | D   | 12        | 0          | 4          | 4          | 10          | 0         | 0         | 0         | 0         | 0         | 21          | -4  |
| 31  | SHIELDS, Steve     | G   | 43        | 0          | 4          | 4          | 39          | 0         | 0         | 0         | 0         | 0         | 1           | 0   |
| 12  | VARADA, Vaclav     | RW  | 5         | 3          | 0          | 3          | 4           | 0         | 0         | 0         | 0         | 0         | 13          | -2  |
| 18  | VOLKOV, Mikhail    | RW  | 11        | 1          | 2          | 3          | 10          | 0         | 0         | 0         | 0         | 0         | 13          | -4  |
| 35  | STAUBER, Robb      | G   | 16        | 1          | 2          | 3          | 6           | 0         | 0         | 0         | 0         | 1         | 1           | 0   |
| 2   | HUMENIUK, Scott    | D   | 12        | 0          | 2          | 2          | 19          | 0         | 0         | 0         | 0         | 0         | 13          | -4  |
| 29  | FEASBY, Scott      | D   | 12        | 0          | 2          | 2          | 6           | 0         | 0         | 0         | 0         | 0         | 8           | 8   |
| 2   | McKEE, Jay         | D   | 4         | 0          | 1          | 1          | 15          | 0         | 0         | 0         | 0         | 0         | 3           | -2  |
| 24  | ROBERGE, Serge     | RW  | 32        | 0          | 1          | 1          | 42          | 0         | 0         | 0         | 0         | 0         | 4           | -3  |
| 35  | BLUE, John         | G   | 14        | 0          | 1          | 1          | 4           | 0         | 0         | 0         | 0         | 0         | 1           | 0   |
| 11  | JENNINGS, Grant    | D   | 9         | 0          | 1          | 1          | 28          | 0         | 0         | 0         | 0         | 0         | 14          | 4   |
| 30  | PARENT, Rich       | G   | 2         | 0          | 0          | 0          | 0           | 0         | 0         | 0         | 0         | 0         | 0           | 0   |
| 39  | TANNER, John       | G   | 10        | 0          | 0          | 0          | 17          | 0         | 0         | 0         | 0         | 0         | 0           | 0   |
| 35  | TREFILOV, Andrei   | G   | 5         | 0          | 0          | 0          | 0           | 0         | 0         | 0         | 0         | 0         | 0           | 0   |
|     | <b>BENCH</b>       |     | 80        |            |            |            | 56          |           |           |           |           |           |             |     |
|     | <b>TOTALS</b>      |     | <b>80</b> | <b>294</b> | <b>461</b> | <b>755</b> | <b>2576</b> | <b>81</b> | <b>12</b> | <b>37</b> | <b>33</b> | <b>21</b> | <b>2451</b> |     |

## 1995-96 REGULAR SEASON GOALTENDER STATS

| No. | Goaltender         | GP        | Starts    | MINS           | GA         | EN        | SO       | SVS         | SVS%         | AVG.        | Record         |
|-----|--------------------|-----------|-----------|----------------|------------|-----------|----------|-------------|--------------|-------------|----------------|
| 35  | TREFILOV, Andrei   | 5         | 5         | 299:09         | 13         | 1         | 0        | 125         | 0.906        | 2.61        | 4-1-0          |
| 35  | STAUBER, Robb      | 16        | 14        | 832:59         | 49         | 1         | 0        | 421         | 0.896        | 3.53        | 6-7-1          |
| 31  | SHIELDS, Steve     | 43        | 39        | 2356:27        | 140        | 4         | 1        | 1148        | 0.891        | 3.57        | 20-17-2        |
| 35  | BLUE, John         | 14        | 11        | 671:59         | 41         | 1         | 0        | 295         | 0.878        | 3.66        | 4-6-1          |
| 39  | TANNER, John       | 10        | 10        | 579:15         | 38         | 3         | 0        | 253         | 0.869        | 3.94        | 3-6-1          |
| 30  | PARENT, Rich       | 2         | 1         | 89:32          | 6          | 0         | 0        | 42          | 0.875        | 4.02        | 0-1-0          |
|     | <b>TEAM TOTALS</b> | <b>80</b> | <b>80</b> | <b>4848:07</b> | <b>287</b> | <b>10</b> | <b>1</b> | <b>2284</b> | <b>0.885</b> | <b>3.68</b> | <b>37-38-5</b> |



# RECORD BOOK YEAR-BY-YEAR STATISTICS



## 1996-97 REGULAR SEASON PLAYER STATS

| No. | Player              | POS | GP        | G          | A          | PTS        | PIM         | PPG       | SHG       | GWG       | GFG       | UAG       | SHT         | +/- |
|-----|---------------------|-----|-----------|------------|------------|------------|-------------|-----------|-----------|-----------|-----------|-----------|-------------|-----|
| 25  | YAKE, Terry         | C   | 78        | 34         | 67         | 101        | 77          | 9         | 0         | 5         | 7         | 2         | 254         | 16  |
| 10  | METCALFE, Scott     | LW  | 80        | 32         | 38         | 70         | 205         | 6         | 3         | 0         | 4         | 5         | 200         | 10  |
| 5   | CHARRON, Craig      | C   | 72        | 24         | 41         | 65         | 42          | 9         | 1         | 3         | 4         | 1         | 209         | -5  |
| 12  | HOLLINGER, Terry    | D   | 73        | 12         | 51         | 63         | 54          | 3         | 2         | 2         | 3         | 2         | 178         | 21  |
| 36  | JACKSON, Dane       | RW  | 78        | 24         | 34         | 58         | 111         | 13        | 0         | 2         | 3         | 0         | 175         | 4   |
| 23  | VARADA, Vaclav      | LW  | 53        | 23         | 25         | 48         | 81          | 3         | 1         | 3         | 4         | 1         | 180         | 8   |
| 37  | BROWN, Curtis       | LW  | 51        | 22         | 21         | 43         | 30          | 7         | 0         | 3         | 5         | 1         | 137         | 17  |
| 21  | NICHOL, Scott       | C   | 68        | 22         | 21         | 43         | 133         | 1         | 4         | 6         | 3         | 0         | 165         | 9   |
| 3   | KLIMENTIEV, Sergei  | D   | 77        | 14         | 28         | 42         | 114         | 4         | 2         | 2         | 1         | 2         | 213         | 7   |
| 15  | WRIGHT, Shayne      | D   | 80        | 7          | 30         | 37         | 124         | 4         | 0         | 1         | 0         | 1         | 110         | 20  |
| 11  | RONAN, Ed           | RW  | 47        | 13         | 21         | 34         | 62          | 6         | 1         | 2         | 3         | 1         | 126         | 9   |
| 27  | FRAWLEY, Dan        | RW  | 77        | 11         | 22         | 33         | 115         | 3         | 0         | 0         | 2         | 0         | 107         | -1  |
| 18  | MOORE, Barrie       | LW  | 32        | 14         | 15         | 29         | 14          | 2         | 1         | 3         | 1         | 2         | 110         | 4   |
| 7   | MILLAR, Craig       | D   | 64        | 7          | 18         | 25         | 65          | 3         | 0         | 2         | 1         | 0         | 105         | 7   |
| 40  | NDUR, Rumun         | D   | 68        | 5          | 11         | 16         | 282         | 0         | 0         | 0         | 0         | 1         | 54          | -5  |
| 44  | WALTERS, Greg       | LW  | 55        | 5          | 10         | 15         | 247         | 1         | 0         | 0         | 0         | 0         | 75          | -3  |
| 24  | PRIMEAU, Wayne      | C   | 24        | 9          | 5          | 14         | 27          | 1         | 0         | 1         | 0         | 0         | 51          | -3  |
| 22  | HUDDY, Charlie      | D   | 63        | 6          | 8          | 14         | 36          | 0         | 2         | 2         | 0         | 1         | 92          | 11  |
| 16  | MOSER, Jay          | RW  | 22        | 4          | 9          | 13         | 4           | 0         | 0         | 1         | 0         | 0         | 38          | 7   |
| 38  | JOUBERT, Jacques    | C   | 20        | 5          | 3          | 8          | 10          | 2         | 0         | 1         | 0         | 0         | 29          | -9  |
| 2   | McKEE, Jay          | D   | 7         | 2          | 5          | 7          | 4           | 1         | 0         | 0         | 0         | 0         | 19          | 0   |
| 55  | LAVIGNE, Eric       | D   | 46        | 1          | 6          | 7          | 89          | 0         | 0         | 0         | 0         | 0         | 34          | -1  |
| 20  | DANIELS, Kimbi      | C   | 6         | 1          | 3          | 4          | 2           | 1         | 0         | 1         | 0         | 0         | 9           | -1  |
| 18  | DUTIAUME, Mark      | LW  | 6         | 1          | 1          | 2          | 0           | 1         | 0         | 0         | 0         | 0         | 2           | -4  |
| 14  | LILLEY, John        | RW  | 1         | 0          | 2          | 2          | 15          | 0         | 0         | 0         | 0         | 0         | 2           | 1   |
| 33  | RUSHFORTH, Paul     | C   | 7         | 0          | 2          | 2          | 4           | 0         | 0         | 0         | 0         | 0         | 7           | -1  |
| 19  | SEITZ, Dave         | C   | 13        | 0          | 2          | 2          | 4           | 0         | 0         | 0         | 0         | 0         | 10          | -2  |
| 34  | MEZIN, Andrei       | G   | 7         | 0          | 1          | 1          | 0           | 0         | 0         | 0         | 0         | 0         | 0           | 0   |
| 7   | FEASBY, Scott       | D   | 1         | 0          | 0          | 0          | 2           | 0         | 0         | 0         | 0         | 0         | 0           | -2  |
| 17  | TARDIF, Marc        | RW  | 1         | 0          | 0          | 0          | 0           | 0         | 0         | 0         | 0         | 0         | 0           | 0   |
| 69  | SODERSTROM, Tommy   | G   | 2         | 0          | 0          | 0          | 0           | 0         | 0         | 0         | 0         | 0         | 0           | 0   |
| 35  | PERNO, Len          | G   | 2         | 0          | 0          | 0          | 0           | 0         | 0         | 0         | 0         | 0         | 0           | 0   |
| 38  | WALKER, Steve       | LW  | 3         | 0          | 0          | 0          | 17          | 0         | 0         | 0         | 0         | 0         | 6           | 2   |
| 33  | STEWART, Michael    | D   | 4         | 0          | 0          | 0          | 0           | 0         | 0         | 0         | 0         | 0         | 3           | -1  |
| 35  | KUNTAR, Les         | G   | 21        | 0          | 0          | 0          | 10          | 0         | 0         | 0         | 0         | 0         | 0           | 0   |
| 31  | SHIELDS, Steve      | G   | 23        | 0          | 0          | 0          | 10          | 0         | 0         | 0         | 0         | 0         | 2           | 0   |
| 30  | DESCHENES, Frederic | G   | 38        | 0          | 0          | 0          | 0           | 0         | 0         | 0         | 0         | 0         | 0           | 0   |
|     | BENCH               |     | 80        |            |            |            | 16          |           |           |           |           |           |             |     |
|     | <b>TOTALS</b>       |     | <b>80</b> | <b>298</b> | <b>500</b> | <b>798</b> | <b>2006</b> | <b>80</b> | <b>17</b> | <b>40</b> | <b>41</b> | <b>20</b> | <b>2702</b> |     |

## 1996-97 REGULAR SEASON GOALTENDER STATS

| No. | Goaltender          | GP        | Starts    | MINS           | GA         | EN       | SO       | SVS         | SVS%         | AVG.        | Record            |
|-----|---------------------|-----------|-----------|----------------|------------|----------|----------|-------------|--------------|-------------|-------------------|
| 35  | PERNO, Len          | 2         | 0         | 37:31          | 1          | 0        | 0        | 7           | 0.875        | 1.60        | 0-0-0             |
| 31  | SHIELDS, Steve      | 23        | 23        | 1331:09        | 60         | 3        | 1        | 634         | 0.914        | 2.70        | 14-6-2            |
| 30  | DESCHENES, Frederic | 38        | 32        | 1898:01        | 90         | 3        | 2        | 863         | 0.906        | 2.85        | 15-13-3           |
| 35  | KUNTAR, Les         | 21        | 17        | 1052:10        | 60         | 0        | 0        | 475         | 0.888        | 3.42        | 6-8(1)-3          |
| 69  | SODERSTROM, Tommy   | 2         | 2         | 120:00         | 8          | 0        | 0        | 49          | 0.86         | 4.00        | 2-0-0             |
| 34  | MEZIN, Andrei       | 7         | 6         | 385:52         | 31         | 1        | 0        | 166         | 0.843        | 4.82        | 3-3-1             |
|     | <b>TEAM TOTALS</b>  | <b>80</b> | <b>80</b> | <b>4849:13</b> | <b>250</b> | <b>7</b> | <b>3</b> | <b>2194</b> | <b>0.895</b> | <b>3.18</b> | <b>40-30(1)-9</b> |



# RECORD BOOK YEAR-BY-YEAR STATISTICS



## 1997-98 REGULAR SEASON PLAYER STATS

| No. | Player             | POS | GP | G   | A   | PTS | PIM   | PPG | SHG | GWG | GFG | UAG | SHT   | +/- |
|-----|--------------------|-----|----|-----|-----|-----|-------|-----|-----|-----|-----|-----|-------|-----|
| 5   | CHARRON, Craig     | C   | 75 | 25  | 53  | 78  | 51    | 8   | 4   | 2   | 3   | 2   | 226   | 11  |
| 14  | VARADA, Vaclav     | LW  | 45 | 30  | 26  | 56  | 74    | 14  | 2   | 2   | 8   | 4   | 160   | 20  |
| 10  | METCALFE, Scott    | LW  | 75 | 9   | 24  | 33  | 192   | 1   | 0   | 2   | 1   | 0   | 86    | -2  |
| 27  | FRAWLEY, Dan       | RW  | 75 | 12  | 20  | 32  | 175   | 2   | 0   | 1   | 5   | 2   | 113   | 0   |
| 25  | MENARD, Martin     | C   | 47 | 18  | 13  | 31  | 30    | 1   | 1   | 2   | 3   | 4   | 107   | -4  |
| 25  | KING, Steven       | RW  | 28 | 15  | 15  | 30  | 28    | 8   | 0   | 2   | 4   | 0   | 105   | 2   |
| 24  | HOLLAND, Jason     | D   | 9  | 0   | 4   | 4   | 10    | 0   | 0   | 0   | 0   | 0   | 29    | 5   |
|     | TOTALS             |     | 59 | 10  | 20  | 30  | 39    | 5   | 0   | 3   | 0   | 0   | 173   | -7  |
| 2   | HURLBUT, Mike      | D   | 45 | 10  | 20  | 30  | 48    | 3   | 0   | 0   | 3   | 0   | 145   | -2  |
| 19  | DAVIDSON, Matt     | RW  | 71 | 15  | 12  | 27  | 12    | 6   | 0   | 3   | 1   | 0   | 103   | -18 |
| 22  | TARDIF, Patrice    | C   | 41 | 13  | 13  | 26  | 68    | 2   | 1   | 1   | 0   | 1   | 76    | 8   |
| 3   | KLIMENTIEV, Sergei | D   | 57 | 4   | 22  | 26  | 94    | 2   | 0   | 0   | 1   | 0   | 126   | -20 |
| 11  | HAMEL, Denis       | LW  | 73 | 10  | 15  | 25  | 98    | 4   | 1   | 2   | 2   | 0   | 123   | -1  |
| 36  | JACKSON, Dane      | RW  | 28 | 10  | 13  | 23  | 44    | 4   | 1   | 1   | 3   | 1   | 55    | 1   |
| 17  | RASMUSSEN, Erik    | C   | 53 | 9   | 14  | 23  | 83    | 5   | 0   | 1   | 2   | 0   | 120   | -11 |
| 21  | NICHOL, Scott      | C   | 35 | 13  | 7   | 20  | 113   | 0   | 1   | 3   | 3   | 1   | 84    | -10 |
| 15  | WRIGHT, Shayne     | D   | 70 | 2   | 18  | 20  | 122   | 1   | 0   | 0   | 0   | 0   | 110   | -5  |
| 7   | MELANSON, Dean     | D   | 73 | 7   | 9   | 16  | 228   | 0   | 0   | 3   | 2   | 3   | 116   | 1   |
| 16  | MURRAY, Tim        | D   | 26 | 3   | 13  | 16  | 18    | 1   | 0   | 0   | 0   | 0   | 44    | 6   |
| 18  | CASSELMAN, Mike    | LW  | 25 | 8   | 7   | 15  | 14    | 2   | 0   | 0   | 1   | 0   | 57    | -2  |
| 40  | NDUR, Rumun        | D   | 50 | 1   | 12  | 13  | 207   | 0   | 1   | 0   | 0   | 0   | 27    | 8   |
| 4   | GRAND-PIERRE, J.L. | D   | 75 | 4   | 6   | 10  | 211   | 1   | 0   | 0   | 1   | 0   | 82    | -8  |
| 33  | WOOD, Derek        | C   | 31 | 3   | 7   | 10  | 75    | 0   | 0   | 1   | 0   | 0   | 60    | 1   |
| 16  | HARDER, Mike       | C   | 8  | 4   | 2   | 6   | 0     | 1   | 0   | 1   | 0   | 2   | 23    | 0   |
|     | TOTALS             |     | 11 | 6   | 2   | 8   | 2     | 1   | 0   | 2   | 0   | 2   | 29    | 3   |
| 8   | McKEE, Jay         | D   | 13 | 1   | 7   | 8   | 11    | 0   | 0   | 0   | 0   | 0   | 36    | 6   |
| 44  | WALTERS, Greg      | LW  | 33 | 4   | 3   | 7   | 81    | 0   | 0   | 0   | 0   | 0   | 29    | -5  |
| 28  | VANDERMEER, Peter  | LW  | 30 | 4   | 2   | 6   | 140   | 0   | 0   | 2   | 1   | 1   | 31    | 1   |
| 29  | RUCHTY, Matt       | LW  | 6  | 2   | 3   | 5   | 23    | 0   | 0   | 0   | 0   | 0   | 14    | -3  |
| 32  | NEMETH, Tom        | D   | 11 | 0   | 3   | 3   | 6     | 0   | 0   | 0   | 0   | 0   | 14    | 2   |
| 20  | BEDNAR, Jared      | D   | 19 | 0   | 2   | 2   | 49    | 0   | 0   | 0   | 0   | 0   | 18    | 5   |
| 12  | SEITZ, Dave        | C   | 4  | 1   | 0   | 1   | 0     | 0   | 0   | 1   | 0   | 1   | 4     | 2   |
| 18  | DUTIAUME, Mark     | LW  | 11 | 1   | 0   | 1   | 4     | 0   | 0   | 0   | 0   | 0   | 4     | 1   |
| 12  | BURRIDGE, Randy    | LW  | 6  | 0   | 1   | 1   | 19    | 0   | 0   | 0   | 0   | 1   | 20    | 0   |
| 1   | BIRON, Martin      | G   | 41 | 0   | 1   | 1   | 10    | 0   | 0   | 0   | 0   | 0   | 0     | 2   |
| 55  | LAVIGNE, Eric      | D   | 25 | 0   | 1   | 1   | 118   | 0   | 0   | 0   | 0   | 0   | 15    | 0   |
| 29  | RODINE, Dmitri     | D   | 1  | 0   | 1   | 1   | 0     | 0   | 0   | 0   | 0   | 0   | 2     | -1  |
| 8   | BIENVENUE, Daniel  | LW  | 10 | 0   | 0   | 0   | 17    | 0   | 0   | 0   | 0   | 0   | 4     | 1   |
| 24  | ZANUTTO, Mike      | C   | 9  | 0   | 0   | 0   | 0     | 0   | 0   | 0   | 0   | 0   | 12    | -5  |
| 26  | WETHERILL, Darren  | D   | 8  | 0   | 0   | 0   | 10    | 0   | 0   | 0   | 0   | 0   | 8     | -1  |
| 28  | REMACKEL, Chad     | LW  | 4  | 0   | 0   | 0   | 0     | 0   | 0   | 0   | 0   | 0   | 0     | -1  |
| 26  | CANTU, Kris        | LW  | 4  | 0   | 0   | 0   | 0     | 0   | 0   | 0   | 0   | 0   | 5     | -1  |
| 32  | KRALL, Justin      | D   | 1  | 0   | 0   | 0   | 0     | 0   | 0   | 0   | 0   | 0   | 1     | 2   |
| 29  | KENNY, Shane       | D   | 1  | 0   | 0   | 0   | 0     | 0   | 0   | 0   | 0   | 0   | 1     | -1  |
| 35  | BALES, Mike        | G   | 39 | 0   | 0   | 0   | 6     | 0   | 0   | 0   | 0   | 0   | 0     | 1   |
| 31  | HILLEBRANDT, Jon   | G   | 3  | 0   | 0   | 0   | 0     | 0   | 0   | 0   | 0   | 0   | 0     | 0   |
| 31  | TREFILOV, Andrei   | G   | 3  | 0   | 0   | 0   | 0     | 0   | 0   | 0   | 0   | 0   | 0     | 0   |
| 31  | SHIELDS, Steve     | G   | 1  | 0   | 0   | 0   | 0     | 0   | 0   | 0   | 0   | 0   | 0     | 0   |
| 31  | FITZSIMMONS, Jason | G   | 1  | 0   | 0   | 0   | 0     | 0   | 0   | 0   | 0   | 0   | 0     | 0   |
|     | BENCH              |     | 80 |     |     |     | 22    |     |     |     |     |     |       |     |
|     | TOTALS             |     | 80 | 238 | 369 | 607 | 2,522 | 67  | 12  | 30  | 44  | 22  | 2,396 |     |

## 1997-98 REGULAR SEASON GOALTENDER STATS

| No. | Goaltender         | GP | Starts | MINS    | GA  | EN | SO | SVS   | SVS%   | AVG. | Record   |
|-----|--------------------|----|--------|---------|-----|----|----|-------|--------|------|----------|
| 31  | FITZSIMMONS, Jason | 1  | 0      | 6:24    | 0   | 0  | 0  | 4     | 1.000% | 0    | 0-0-0    |
| 31  | TREFILOV, Andrei   | 3  | 3      | 135:35  | 6   | 0  | 0  | 73    | .913%  | 2.59 | 1-0-1    |
| 1   | BIRON, Martin      | 41 | 35     | 2307:23 | 113 | 2  | 5  | 1,107 | .907%  | 2.94 | 14-18-6  |
| 31  | HILLEBRANDT, Jon   | 3  | 2      | 101:47  | 5   | 0  | 0  | 39    | .886%  | 2.94 | 2-0-0    |
| 31  | SHIELDS, Steve     | 1  | 1      | 59:08   | 3   | 1  | 0  | 23    | .885%  | 3.05 | 0-1-0    |
| 35  | BALES, Mike        | 39 | 39     | 2229:31 | 127 | 3  | 0  | 1,060 | .893%  | 3.42 | 13-19-5  |
|     | TEAM TOTALS        | 80 | 80     | 4861:24 | 287 | 6  | 5  | 2,306 | .899%  | 3.21 | 30-38-12 |

# RECORD BOOK YEAR-BY-YEAR STATISTICS



## 1998-99 REGULAR SEASON PLAYER STATS

| No. | Player             | POS | GP        | G          | A          | PTS        | PIM         | PPG       | SHG      | GWG       | GFG       | UAG       | SHT         | +/- |
|-----|--------------------|-----|-----------|------------|------------|------------|-------------|-----------|----------|-----------|-----------|-----------|-------------|-----|
| 39  | PITTIS, Domenic    | C   | 76        | 38         | 66         | 104        | 110         | 12        | 1        | 9         | 5         | 3         | 190         | 24  |
| 17  | FISHER, Craig      | C   | 70        | 29         | 52         | 81         | 28          | 19        | 0        | 6         | 4         | 1         | 169         | 15  |
| 16  | HARDER, Mike       | C   | 79        | 31         | 48         | 79         | 39          | 11        | 1        | 4         | 9         | 3         | 169         | 26  |
| 12  | SYLVESTER, Dean    | RW  | 76        | 35         | 30         | 65         | 46          | 13        | 0        | 10        | 4         | 1         | 214         | 22  |
| 2   | HURLBUT, Mike      | D   | 72        | 15         | 39         | 54         | 46          | 9         | 1        | 3         | 3         | 1         | 226         | 19  |
| 19  | DAVIDSON, Matt     | RW  | 80        | 26         | 15         | 41         | 42          | 1         | 2        | 6         | 5         | 1         | 131         | 27  |
| 7   | MELANSON, Dean     | D   | 79        | 7          | 27         | 34         | 192         | 2         | 0        | 0         | 2         | 3         | 171         | 30  |
| 11  | HAMEL, Denis       | LW  | 74        | 16         | 17         | 33         | 121         | 2         | 1        | 2         | 2         | 2         | 138         | 21  |
| 21  | NICHOL, Scott      | C   | 53        | 13         | 20         | 33         | 120         | 1         | 0        | 4         | 1         | 3         | 86          | 19  |
| 14  | VAN OENE, Darren   | LW  | 73        | 11         | 20         | 31         | 143         | 0         | 0        | 0         | 2         | 0         | 105         | 13  |
| 29  | HOLLAND, Jason     | D   | 74        | 4          | 25         | 29         | 36          | 3         | 0        | 0         | 1         | 1         | 107         | 30  |
| 22  | SARICH, Cory       | D   | 77        | 3          | 26         | 29         | 82          | 3         | 0        | 0         | 0         | 0         | 147         | 30  |
| 33  | WALBY, Steffon     | RW  | 48        | 15         | 13         | 28         | 52          | 7         | 0        | 2         | 3         | 0         | 89          | -2  |
| 15  | CUNNEYWORTH, Randy | LW  | 52        | 10         | 18         | 28         | 55          | 1         | 2        | 2         | 4         | 0         | 86          | 19  |
| 27  | RASMUSSEN, Erik    | C   | 37        | 12         | 14         | 26         | 47          | 4         | 0        | 1         | 3         | 0         | 92          | 12  |
| 26  | BOIKOV, Alexandre  | D   | 13        | 0          | 1          | 1          | 15          | 0         | 0        | 0         | 0         | 0         | 11          | 1   |
|     | TOTALS             |     | 68        | 5          | 14         | 19         | 131         | 0         | 0        | 0         | 1         | 0         | 99          | 22  |
| 32  | WALTERS, Greg      | LW  | 56        | 6          | 8          | 14         | 200         | 2         | 0        | 0         | 2         | 0         | 37          | 16  |
| 41  | METHOT, Francois   | C   | 58        | 5          | 8          | 13         | 8           | 2         | 0        | 2         | 0         | 0         | 45          | 4   |
| 3   | TEZIKOV, Alexei    | D   | 31        | 3          | 7          | 10         | 41          | 3         | 0        | 0         | 0         | 0         | 32          | 15  |
| 4   | GRAND-PIERRE, J.L. | D   | 56        | 5          | 4          | 9          | 90          | 1         | 0        | 1         | 0         | 2         | 53          | 10  |
| 5   | KENNY, Shane       | D   | 23        | 2          | 1          | 3          | 25          | 0         | 0        | 0         | 1         | 0         | 18          | 2   |
| 23  | MANSOFF, Jason     | D   | 26        | 0          | 3          | 3          | 14          | 0         | 0        | 0         | 0         | 0         | 18          | 6   |
| 43  | BIRON, Martin      | G   | 52        | 0          | 3          | 3          | 22          | 0         | 0        | 0         | 0         | 0         | 0           | 0   |
| 28  | DUPUIS, Marc       | D   | 11        | 0          | 2          | 2          | 2           | 0         | 0        | 0         | 0         | 0         | 8           | 4   |
| 18  | VANDERMEER, Peter  | LW  | 2         | 1          | 0          | 1          | 16          | 0         | 0        | 0         | 0         | 0         | 1           | 1   |
| 10  | KALININ, Dmitri    | D   | 3         | 0          | 1          | 1          | 14          | 0         | 0        | 0         | 0         | 0         | 4           | 2   |
| 44  | NORDSTROM, Carlin  | RW  | 11        | 0          | 0          | 0          | 29          | 0         | 0        | 0         | 0         | 0         | 1           | 0   |
| 33  | WOOD, Derek        | C   | 3         | 0          | 0          | 0          | 0           | 0         | 0        | 0         | 0         | 0         | 5           | 0   |
| 36  | DUTIAUME, Mark     | LW  | 3         | 0          | 0          | 0          | 0           | 0         | 0        | 0         | 0         | 0         | 1           | 0   |
| 23  | HYNNES, Chris      | D   | 1         | 0          | 0          | 0          | 0           | 0         | 0        | 0         | 0         | 0         | 0           | 0   |
| 25  | DRAPER, Tom        | G   | 26        | 0          | 0          | 0          | 0           | 0         | 0        | 0         | 0         | 0         | 0           | 0   |
| 30  | ROLOSON, Dwayne    | G   | 2         | 0          | 0          | 0          | 0           | 0         | 0        | 0         | 0         | 0         | 0           | 0   |
|     | BENCH              |     | 80        |            |            |            | 26          |           |          |           |           |           |             |     |
|     | <b>TOTALS</b>      |     | <b>80</b> | <b>287</b> | <b>468</b> | <b>755</b> | <b>1663</b> | <b>96</b> | <b>8</b> | <b>52</b> | <b>51</b> | <b>21</b> | <b>2342</b> |     |

## 1998-99 REGULAR SEASON GOALTENDER STATS

| No. | Goaltender         | GP        | Starts    | MINS           | GA         | EN       | SO       | SVS         | SVS%         | AVG.        | Record         |
|-----|--------------------|-----------|-----------|----------------|------------|----------|----------|-------------|--------------|-------------|----------------|
| 43  | BIRON, Martin      | 52        | 52        | 3129:42        | 108        | 1        | 6        | 1,424       | .930%        | 2.07        | 36-13-3        |
| 30  | ROLOSON, Dwayne    | 2         | 2         | 120:00         | 4          | 0        | 0        | 47          | .922%        | 2.00        | 2-0-0          |
| 25  | DRAPER, Tom        | 26        | 26        | 1567:52        | 60         | 3        | 0        | 728         | .924%        | 2.30        | 14-9-3         |
|     | <b>TEAM TOTALS</b> | <b>80</b> | <b>80</b> | <b>4833:58</b> | <b>172</b> | <b>4</b> | <b>6</b> | <b>2199</b> | <b>.926%</b> | <b>2.19</b> | <b>52-22-6</b> |



# RECORD BOOK YEAR-BY-YEAR STATISTICS



## 1999-2000 REGULAR SEASON PLAYER STATS

| No. | Player                 | POS | GP        | G          | A          | PTS        | PIM         | PPG       | SHG      | GWG       | GFG       | UAG       | SHT         | +/- |
|-----|------------------------|-----|-----------|------------|------------|------------|-------------|-----------|----------|-----------|-----------|-----------|-------------|-----|
| 39  | PITTIS, Domenic        | C   | 53        | 17         | 48         | 65         | 85          | 10        | 0        | 4         | 3         | 0         | 159         | 9   |
| 11  | HAMEL, Denis           | LW  | 76        | 34         | 24         | 58         | 122         | 9         | 2        | 6         | 2         | 4         | 222         | 8   |
| 27  | CIPOLLA, Jason         | C   | 73        | 23         | 34         | 57         | 77          | 6         | 2        | 3         | 4         | 0         | 175         | -5  |
| 12  | TAYLOR, Chris          | C   | 49        | 21         | 28         | 49         | 21          | 13        | 1        | 3         | 6         | 2         | 133         | 11  |
| 16  | ADDUONO, Jeremy        | C   | 51        | 23         | 22         | 45         | 20          | 9         | 0        | 8         | 3         | 0         | 99          | 18  |
| 2   | HURLBUT, Mike          | D   | 74        | 10         | 29         | 39         | 83          | 8         | 0        | 1         | 3         | 0         | 213         | 6   |
| 14  | VanOENE, Darren        | LW  | 80        | 20         | 18         | 38         | 153         | 4         | 0        | 3         | 1         | 0         | 120         | 18  |
| 40  | METHOT, Francois       | C   | 80        | 14         | 18         | 32         | 20          | 3         | 0        | 5         | 3         | 1         | 125         | -13 |
| 19  | DAVIDSON, Matt         | RW  | 80        | 12         | 20         | 32         | 30          | 1         | 2        | 3         | 1         | 2         | 148         | 4   |
| 44  | CAMPBELL, Brian        | D   | 67        | 2          | 24         | 26         | 22          | 1         | 0        | 0         | 1         | 0         | 13          | -4  |
| 15  | CUNNEYWORTH, Randy     | LW  | 52        | 8          | 16         | 24         | 81          | 1         | 1        | 2         | 1         | 3         | 91          | 0   |
| 33  | HOUDA, Doug            | D   | 79        | 7          | 17         | 24         | 175         | 1         | 1        | 0         | 0         | 0         | 111         | 14  |
| 17  | FISHER, Craig          | C   | 17        | 15         | 8          | 23         | 8           | 7         | 0        | 0         | 5         | 2         | 58          | 6   |
| 10  | KALININ, Dmitri        | D   | 75        | 2          | 19         | 21         | 52          | 0         | 0        | 1         | 0         | 0         | 106         | 15  |
| 21  | NICHOL, Scott          | C   | 37        | 7          | 11         | 18         | 141         | 0         | 0        | 0         | 1         | 0         | 63          | 2   |
| 23  | AFINOGENOV, Maxim      | RW  | 15        | 6          | 12         | 18         | 8           | 0         | 0        | 2         | 2         | 1         | 60          | 5   |
| 29  | HOLLAND, Jason         | D   | 54        | 3          | 15         | 18         | 24          | 0         | 0        | 2         | 1         | 0         | 86          | 11  |
| 24  | DUMONT, J.P.           | RW  | 13        | 7          | 10         | 17         | 18          | 3         | 0        | 1         | 1         | 1         | 66          | 5   |
| 36  | JACKSON, Dane          | RW  | 21        | 6          | 9          | 15         | 8           | 3         | 0        | 0         | 2         | 0         | 37          | 0   |
| 34  | GRAND-PIERRE, Jean-Luc | D   | 62        | 5          | 8          | 13         | 124         | 0         | 0        | 1         | 2         | 2         | 84          | 5   |
| 20  | MURPHY, Joe            | RW  | 32        | 0          | 6          | 6          | 8           | 0         | 0        | 0         | 0         | 0         | 28          | 0   |
| 22  | SARICH, Cory           | D   | 15        | 0          | 6          | 6          | 44          | 0         | 0        | 0         | 0         | 0         | 24          | 7   |
| 26  | BOULTON, Eric          | LW  | 76        | 2          | 2          | 4          | 276         | 0         | 0        | 0         | 0         | 0         | 45          | -3  |
| 35  | NORONEN, Mika          | G   | 54        | 0          | 3          | 3          | 4           | 0         | 0        | 0         | 0         | 0         | 0           | 0   |
| 3   | TRAYNOR, Paul          | D   | 41        | 0          | 2          | 2          | 34          | 0         | 0        | 0         | 0         | 0         | 26          | -10 |
| 7   | MOUGENEL, Ryan         | C   | 20        | 1          | 0          | 1          | 2           | 0         | 0        | 0         | 0         | 0         | 14          | -1  |
| 25  | PALMER, Chris          | C   | 3         | 1          | 0          | 1          | 4           | 1         | 0        | 0         | 0         | 0         | 4           | 0   |
| 25  | ALDOUS, Chris          | D   | 4         | 1          | 0          | 1          | 0           | 0         | 0        | 1         | 0         | 0         | 4           | 1   |
| 28  | DUPOUIS, Marc          | D   | 5         | 0          | 1          | 1          | 12          | 0         | 0        | 0         | 0         | 0         | 3           | 2   |
| 31  | DAUBENSPECK, Kirk      | G   | 21        | 0          | 1          | 1          | 2           | 0         | 0        | 0         | 0         | 0         | 0           | 0   |
| 28  | PERRAULT, Kelly        | D   | 5         | 0          | 0          | 0          | 2           | 0         | 0        | 0         | 0         | 0         | 3           | 2   |
| 5   | RICCI, Scott           | D   | 4         | 0          | 0          | 0          | 0           | 0         | 0        | 0         | 0         | 0         | 1           | -2  |
| 28  | BUCKLEY, Tom           | C   | 3         | 0          | 0          | 0          | 0           | 0         | 0        | 0         | 0         | 0         | 0           | 0   |
| 5   | NICHOLISHEN, Mike      | D   | 3         | 0          | 0          | 0          | 4           | 0         | 0        | 0         | 0         | 0         | 0           | 0   |
| 18  | GRENVILLE, Chris       | RW  | 3         | 0          | 0          | 0          | 2           | 0         | 0        | 0         | 0         | 0         | 0           | 0   |
| 41  | THOMAS, Kahlil         | C   | 2         | 0          | 0          | 0          | 0           | 0         | 0        | 0         | 0         | 0         | 4           | -1  |
| 32  | PAYETTE, Andre         | LW  | 2         | 0          | 0          | 0          | 0           | 0         | 0        | 0         | 0         | 0         | 0           | -1  |
| 25  | CALDER, Adam           | C   | 2         | 0          | 0          | 0          | 2           | 0         | 0        | 0         | 0         | 0         | 0           | 0   |
| 24  | KIRTON, Scott          | RW  | 2         | 0          | 0          | 0          | 0           | 0         | 0        | 0         | 0         | 0         | 0           | 0   |
| 28  | WHITECOTTON, Dustin    | C   | 1         | 0          | 0          | 0          | 0           | 0         | 0        | 0         | 0         | 0         | 0           | 0   |
| 20  | DUTIAUME, Mark         | LW  | 1         | 0          | 0          | 0          | 0           | 0         | 0        | 0         | 0         | 0         | 0           | 0   |
| 18  | DEL MONTE, Dion        | C   | 1         | 0          | 0          | 0          | 0           | 0         | 0        | 0         | 0         | 0         | 1           | 0   |
| 32  | LUCIUK, Andrew         | LW  | 1         | 0          | 0          | 0          | 0           | 0         | 0        | 0         | 0         | 0         | 0           | 0   |
| 43  | BIRON, Martin          | G   | 6         | 0          | 0          | 0          | 8           | 0         | 0        | 0         | 0         | 0         | 0           | 0   |
| 1   | LORENZ, Danny          | G   | 4         | 0          | 0          | 0          | 0           | 0         | 0        | 0         | 0         | 0         | 0           | 0   |
|     | <b>BENCH</b>           |     | 80        |            |            |            | 30          |           |          |           |           |           |             |     |
|     | <b>TOTALS</b>          |     | <b>80</b> | <b>247</b> | <b>411</b> | <b>658</b> | <b>1710</b> | <b>80</b> | <b>9</b> | <b>46</b> | <b>43</b> | <b>18</b> | <b>2426</b> |     |

## 1999-2000 REGULAR SEASON GOALTENDER STATS

| No. | Goaltender         | GP        | Starts    | MINS           | GA         | EN       | SO       | SVS         | SVS%         | AVG.        | Record            |
|-----|--------------------|-----------|-----------|----------------|------------|----------|----------|-------------|--------------|-------------|-------------------|
| 43  | BIRON, Martin      | 6         | 6         | 343:53         | 12         | 0        | 1        | 146         | .924%        | 2.09        | 6-0-0             |
| 35  | NORONEN, Mika      | 54        | 52        | 3089:10        | 112        | 5        | 6        | 1296        | .920%        | 2.18        | 33-12(1)-4        |
| 31  | DAUBENSPECK, Kirk  | 22        | 19        | 1235:06        | 53         | 4        | 1        | 553         | .913%        | 2.58        | 7-8(2)-4          |
| 1   | LORENZ, Danny      | 4         | 3         | 167:53         | 15         | 0        | 0        | 82          | .845%        | 5.36        | 0-2-1             |
|     | <b>TEAM TOTALS</b> | <b>86</b> | <b>80</b> | <b>4736:33</b> | <b>192</b> | <b>9</b> | <b>8</b> | <b>2040</b> | <b>.910%</b> | <b>2.55</b> | <b>46-22(3)-9</b> |

# RECORD BOOK YEAR-BY-YEAR STATISTICS



## 2000-01 REGULAR SEASON PLAYER STATS

| No. | Player            | POS | GP        | G          | A          | PTS        | +/- | PIM         | PP        | SH        | GW        | GT       | FG        | OT       | UG        | Shots       | PCT        |
|-----|-------------------|-----|-----------|------------|------------|------------|-----|-------------|-----------|-----------|-----------|----------|-----------|----------|-----------|-------------|------------|
| 40  | Methot, Francois  | C   | 79        | 22         | 33         | 55         | 17  | 35          | 7         | 1         | 4         | 0        | 3         | 0        | 1         | 161         | 13.7       |
| 16  | Adduono, Jeremy   | LW  | 76        | 24         | 30         | 54         | 0   | 53          | 5         | 2         | 3         | 0        | 5         | 1        | 1         | 177         | 13.6       |
| 5   | Charron, Craig    | C   | 73        | 18         | 32         | 50         | -6  | 53          | 10        | 1         | 2         | 0        | 1         | 0        | 2         | 156         | 11.5       |
| 19  | Milley, Norm      | RW  | 77        | 20         | 27         | 47         | 6   | 56          | 5         | 2         | 4         | 0        | 7         | 0        | 4         | 194         | 10.3       |
| 12  | Taylor, Chris     | C   | 45        | 20         | 24         | 44         | 0   | 25          | 10        | 3         | 6         | 0        | 1         | 0        | 0         | 119         | 16.8       |
| 27  | Cipolla, Jason    | C   | 72        | 12         | 25         | 37         | 11  | 61          | 4         | 0         | 3         | 0        | 4         | 0        | 0         | 113         | 10.6       |
| 7   | Murphy, Joe       | RW  | 74        | 20         | 15         | 35         | 10  | 43          | 2         | 1         | 4         | 0        | 1         | 0        | 0         | 121         | 16.5       |
| 44  | Campbell, Brian   | D   | 65        | 7          | 25         | 32         | 6   | 24          | 3         | 2         | 1         | 0        | 1         | 0        | 0         | 152         | 4.6        |
| 2   | Hurlbut, Mike     | D   | 53        | 6          | 26         | 32         | 4   | 36          | 4         | 0         | 1         | 0        | 1         | 0        | 0         | 153         | 3.9        |
| 36  | Jackson, Dane     | RW  | 69        | 16         | 12         | 28         | -8  | 104         | 8         | 1         | 2         | 0        | 1         | 0        | 0         | 108         | 14.8       |
| 28  | Hancock, Quinn    | C   | 57        | 9          | 19         | 28         | 21  | 29          | 0         | 1         | 5         | 0        | 2         | 0        | 0         | 103         | 8.7        |
| 33  | Houda, Doug       | D   | 43        | 6          | 20         | 26         | 11  | 106         | 3         | 0         | 2         | 0        | 0         | 0        | 0         | 76          | 7.9        |
| 25  | Nelson, Todd      | D   | 74        | 6          | 20         | 26         | 9   | 32          | 3         | 0         | 1         | 0        | 3         | 1        | 0         | 110         | 5.5        |
| 29  | Holland, Jason    | D   | 63        | 4          | 19         | 23         | 4   | 45          | 0         | 0         | 1         | 0        | 1         | 0        | 2         | 132         | 3.0        |
| 14  | VanOene, Darren   | LW  | 64        | 10         | 12         | 22         | 13  | 147         | 2         | 0         | 2         | 0        | 3         | 0        | 0         | 87          | 11.5       |
| 17  | Mader, Mike       | RW  | 60        | 7          | 7          | 14         | 3   | 103         | 0         | 0         | 1         | 0        | 1         | 0        | 0         | 85          | 8.2        |
| 34  | Lakovic, Sasha    | RW  | 51        | 3          | 9          | 12         | 4   | 161         | 0         | 0         | 0         | 0        | 1         | 0        | 1         | 66          | 4.5        |
| 8   | Traynor, Paul     | D   | 67        | 1          | 8          | 9          | 25  | 36          | 0         | 0         | 0         | 0        | 0         | 0        | 0         | 81          | 1.2        |
| 24  | Kristek, Jaroslav | RW  | 35        | 5          | 3          | 8          | -2  | 20          | 0         | 0         | 2         | 0        | 1         | 0        | 0         | 52          | 9.6        |
| 22  | Bolibruck, Kevin  | D   | 76        | 2          | 5          | 7          | -3  | 52          | 1         | 0         | 1         | 0        | 0         | 0        | 0         | 69          | 2.9        |
| 23  | Brunel, Craig     | RW  | 37        | 3          | 2          | 5          | 1   | 96          | 0         | 0         | 0         | 0        | 2         | 0        | 0         | 17          | 17.6       |
| 3   | Brindley, Ryan    | D   | 22        | 2          | 3          | 5          | 5   | 26          | 1         | 0         | 0         | 0        | 0         | 0        | 0         | 34          | 5.9        |
| 32  | Peters, Andrew    | LW  | 49        | 0          | 4          | 4          | -2  | 118         | 0         | 0         | 0         | 0        | 0         | 0        | 0         | 13          | 0.0        |
| 11  | Bartovic, Milan   | RW  | 2         | 1          | 1          | 2          | 0   | 0           | 1         | 0         | 1         | 0        | 0         | 0        | 0         | 3           | 33.3       |
| 35  | Noronen, Mika     | G   | 47        | 0          | 2          | 2          | 0   | 28          | 0         | 0         | 0         | 0        | 0         | 0        | 0         | 1           | 0.0        |
| 4   | Busenburg, Marc   | D   | 12        | 0          | 1          | 1          | 2   | 2           | 0         | 0         | 0         | 0        | 0         | 0        | 0         | 12          | 0.0        |
| 31  | Askey, Tom        | G   | 29        | 0          | 1          | 1          | 0   | 4           | 0         | 0         | 0         | 0        | 0         | 0        | 0         | 0           | 0.0        |
| 20  | Irving, Joel      | RW  | 1         | 0          | 0          | 0          | 0   | 10          | 0         | 0         | 0         | 0        | 0         | 0        | 0         | 0           | 0.0        |
| 37  | Daubenspeck, Kirk | G   | 1         | 0          | 0          | 0          | 0   | 0           | 0         | 0         | 0         | 0        | 0         | 0        | 0         | 0           | 0.0        |
| 1   | Skudra, Peter     | G   | 2         | 0          | 0          | 0          | 0   | 0           | 0         | 0         | 0         | 0        | 0         | 0        | 0         | 0           | 0.0        |
| 18  | Kudelka, David    | D   | 3         | 0          | 0          | 0          | -2  | 10          | 0         | 0         | 0         | 0        | 0         | 0        | 0         | 1           | 0.0        |
| 43  | Biron, Martin     | G   | 4         | 0          | 0          | 0          | 0   | 2           | 0         | 0         | 0         | 0        | 0         | 0        | 0         | 0           | 0.0        |
|     | BENCH             |     | 80        |            |            | 44         |     |             |           |           |           |          |           |          |           |             |            |
|     | <b>TOTALS</b>     |     | <b>80</b> | <b>224</b> | <b>385</b> | <b>609</b> |     | <b>1561</b> | <b>69</b> | <b>14</b> | <b>46</b> | <b>0</b> | <b>39</b> | <b>2</b> | <b>11</b> | <b>2396</b> | <b>9.3</b> |
|     | OPPONENT TOTALS   |     | 80        | 192        | 299        | 491        |     | 1709        | 67        | 9         | 25        | 9        | 41        | 3        | 20        | 2072        | 9.3        |

## 2000-01 REGULAR SEASON GOALTENDER STATS

| No. | Goaltender         | GP        | MIN            | AVG         | W         | L         | T        | EN       | SO       | GA         | Saves       | SPCT         |
|-----|--------------------|-----------|----------------|-------------|-----------|-----------|----------|----------|----------|------------|-------------|--------------|
| 43  | Biron, Martin      | 4         | 238:54         | 1.00        | 3         | 1         | 0        | 0        | 1        | 4          | 84          | 0.955        |
| 35  | Noronen, Mika      | 47        | 2752:33        | 2.18        | 26        | 15        | 5        | 3        | 4        | 100        | 1043        | 0.913        |
| 1   | Skudra, Peter      | 2         | 120:00         | 2.50        | 2         | 0         | 0        | 0        | 0        | 5          | 53          | 0.914        |
| 31  | Askey, Tom         | 29        | 1670:39        | 2.55        | 15        | 8         | 4        | 3        | 1        | 71         | 680         | 0.905        |
| 37  | Daubenspeck, Kirk  | 1         | 60:00          | 6.00        | 0         | 1         | 0        | 0        | 0        | 6          | 20          | 0.769        |
|     | <b>TEAM TOTALS</b> | <b>80</b> | <b>4855:02</b> | <b>2.37</b> | <b>46</b> | <b>25</b> | <b>9</b> | <b>6</b> | <b>6</b> | <b>192</b> | <b>1880</b> | <b>0.907</b> |



# RECORD BOOK YEAR-BY-YEAR STATISTICS



## 2001-02 REGULAR SEASON PLAYER STATS

| No. | Player            | POS | GP        | G          | A          | PTS        | +/- | PIM         | PP        | SH        | GW        | GT       | FG        | OT       | UG        | Shots       | PCT        |
|-----|-------------------|-----|-----------|------------|------------|------------|-----|-------------|-----------|-----------|-----------|----------|-----------|----------|-----------|-------------|------------|
| 12  | Taylor, Chris     | C   | 77        | 21         | 45         | 66         | -1  | 66          | 7         | 1         | 2         | 0        | 4         | 0        | 3         | 205         | 10.2       |
| 26  | Matte, Christian  | RW  | 72        | 22         | 29         | 51         | 5   | 48          | 5         | 1         | 4         | 0        | 7         | 1        | 1         | 190         | 11.6       |
| 24  | Kotalik, Ales     | RW  | 68        | 18         | 25         | 43         | -2  | 55          | 5         | 0         | 1         | 3        | 2         | 0        | 1         | 187         | 9.6        |
| 19  | Milley, Norm      | RW  | 74        | 20         | 18         | 38         | 11  | 20          | 5         | 1         | 2         | 1        | 6         | 0        | 1         | 195         | 10.3       |
| 44  | Campbell, Brian   | D   | 45        | 2          | 35         | 37         | 9   | 13          | 1         | 0         | 0         | 0        | 0         | 0        | 0         | 115         | 1.7        |
| 16  | Adduono, Jeremy   | LW  | 79        | 15         | 20         | 35         | 10  | 38          | 0         | 3         | 3         | 0        | 2         | 1        | 2         | 157         | 9.6        |
| 40  | Methot, Francois  | C   | 59        | 17         | 17         | 34         | 9   | 28          | 4         | 0         | 2         | 1        | 2         | 1        | 1         | 111         | 15.3       |
| 33  | Houda, Doug       | D   | 64        | 6          | 22         | 28         | 9   | 170         | 3         | 1         | 1         | 0        | 0         | 0        | 1         | 111         | 5.4        |
| 10  | Bartovic, Milan   | LW  | 73        | 15         | 11         | 26         | 10  | 56          | 0         | 3         | 3         | 0        | 2         | 1        | 2         | 168         | 8.9        |
| 5   | Charron, Craig    | C   | 43        | 12         | 12         | 24         | 5   | 24          | 3         | 2         | 2         | 1        | 4         | 1        | 1         | 93          | 12.9       |
| 3   | Janik, Doug       | D   | 80        | 6          | 17         | 23         | 10  | 100         | 1         | 0         | 2         | 0        | 1         | 0        | 1         | 97          | 6.2        |
| 21  | Tallinder, Henrik | D   | 73        | 6          | 14         | 20         | 11  | 26          | 1         | 0         | 2         | 1        | 0         | 2        | 1         | 93          | 6.5        |
| 17  | Larocque, Mario   | D   | 75        | 8          | 7          | 15         | 5   | 219         | 1         | 0         | 1         | 0        | 2         | 0        | 0         | 59          | 13.6       |
| 14  | VanOene, Darren   | LW  | 51        | 8          | 6          | 14         | -5  | 73          | 2         | 0         | 1         | 0        | 2         | 0        | 1         | 62          | 12.9       |
| 4   | Fitzpatrick, Rory | D   | 60        | 4          | 8          | 12         | 12  | 83          | 1         | 0         | 1         | 0        | 0         | 0        | 0         | 89          | 4.5        |
| 2   | Hurlbut, Mike     | D   | 44        | 3          | 9          | 12         | -1  | 44          | 1         | 0         | 1         | 0        | 1         | 0        | 0         | 64          | 4.7        |
| 11  | Pyatt, Taylor     | LW  | 27        | 6          | 4          | 10         | -2  | 36          | 0         | 0         | 3         | 0        | 2         | 1        | 1         | 66          | 9.1        |
| 7   | Kristek, Jaroslav | RW  | 43        | 3          | 6          | 9          | 0   | 20          | 0         | 0         | 1         | 0        | 0         | 0        | 0         | 63          | 4.8        |
| 25  | Colley, Kevin     | C   | 25        | 3          | 4          | 7          | 3   | 70          | 0         | 0         | 0         | 0        | 1         | 0        | 0         | 32          | 9.4        |
|     | (TOTALS)          | C   | 29        | 3          | 5          | 8          | 1   | 97          | 0         | 0         | 0         | 0        | 1         | 0        | 0         | 32          | 9.4        |
| 38  | Peters, Andrew    | LW  | 67        | 4          | 1          | 5          | -2  | 388         | 0         | 0         | 0         | 0        | 1         | 0        | 0         | 27          | 14.8       |
| 32  | Peters, Geoff     | C   | 10        | 1          | 4          | 5          | -1  | 18          | 0         | 0         | 0         | 0        | 0         | 0        | 0         | 16          | 6.3        |
| 8   | Theoret, Luc      | D   | 25        | 1          | 4          | 5          | 2   | 17          | 0         | 0         | 0         | 0        | 0         | 0        | 0         | 21          | 4.8        |
| 20  | Clapton, Marty    | RW  | 12        | 2          | 2          | 4          | 4   | 4           | 0         | 0         | 0         | 0        | 1         | 0        | 0         | 15          | 13.3       |
| 22  | Shmyr, Ryan       | LW  | 34        | 1          | 2          | 3          | 3   | 170         | 0         | 0         | 0         | 0        | 0         | 0        | 0         | 8           | 12.5       |
| 39  | Mosovsky, Karel   | RW  | 5         | 1          | 1          | 2          | 0   | 0           | 0         | 0         | 0         | 0        | 1         | 0        | 0         | 4           | 25.0       |
| 18  | Busenburg, Marc   | D   | 21        | 0          | 2          | 2          | -2  | 4           | 0         | 0         | 0         | 0        | 0         | 0        | 0         | 18          | 0.0        |
| 32  | Lacroix, Daniel   | LW  | 2         | 1          | 0          | 1          | 0   | 18          | 0         | 0         | 0         | 0        | 0         | 0        | 0         | 5           | 20.0       |
| 31  | Askey, Tom        | G   | 34        | 0          | 1          | 1          | 0   | 12          | 0         | 0         | 0         | 0        | 0         | 0        | 0         | 0           | 0.0        |
| 35  | Noronon, Mika     | G   | 45        | 0          | 1          | 1          | 0   | 8           | 0         | 0         | 0         | 0        | 0         | 0        | 0         | 0           | 0.0        |
| 22  | Wheaton, Chris    | LW  | 1         | 0          | 0          | 0          | 0   | 0           | 0         | 0         | 0         | 0        | 0         | 0        | 0         | 0           | 0.0        |
| 1   | Lehman, Jody      | G   | 1         | 0          | 0          | 0          | 0   | 0           | 0         | 0         | 0         | 0        | 0         | 0        | 0         | 0           | 0.0        |
| 23  | Chiasson, Dominic | LW  | 1         | 0          | 0          | 0          | 1   | 0           | 0         | 0         | 0         | 0        | 0         | 0        | 0         | 0           | 0.0        |
| 30  | Leslie, Lance     | G   | 1         | 0          | 0          | 0          | 0   | 0           | 0         | 0         | 0         | 0        | 0         | 0        | 0         | 0           | 0.0        |
| 27  | Parillo, Nick     | F   | 2         | 0          | 0          | 0          | -1  | 4           | 0         | 0         | 0         | 0        | 0         | 0        | 0         | 1           | 0.0        |
| 20  | Stachniak, Pat    | D   | 2         | 0          | 0          | 0          | 0   | 0           | 0         | 0         | 0         | 0        | 0         | 0        | 0         | 0           | 0.0        |
| 28  | MacIver, Doug     | D   | 2         | 0          | 0          | 0          | 0   | 0           | 0         | 0         | 0         | 0        | 0         | 0        | 0         | 0           | 0.0        |
| 20  | Brindley, Ryan    | D   | 2         | 0          | 0          | 0          | -2  | 2           | 0         | 0         | 0         | 0        | 0         | 0        | 0         | 5           | 0.0        |
| 20  | Calder, Adam      | LW  | 3         | 0          | 0          | 0          | 0   | 0           | 0         | 0         | 0         | 0        | 0         | 0        | 0         | 2           | 0.0        |
| 32  | Williamson, Brad  | D   | 3         | 0          | 0          | 0          | 0   | 6           | 0         | 0         | 0         | 0        | 0         | 0        | 0         | 2           | 0.0        |
| 25  | Schneider, Eric   | F   | 3         | 0          | 0          | 0          | -1  | 0           | 0         | 0         | 0         | 0        | 0         | 0        | 0         | 3           | 0.0        |
| 23  | Gustavson, Ben    | LW  | 3         | 0          | 0          | 0          | -1  | 0           | 0         | 0         | 0         | 0        | 0         | 0        | 0         | 5           | 0.0        |
| 25  | Littlejohn, Frank | RW  | 5         | 0          | 0          | 0          | -1  | 10          | 0         | 0         | 0         | 0        | 0         | 0        | 0         | 1           | 0.0        |
| 34  | Wilchynski, Chad  | D   | 6         | 0          | 0          | 0          | -1  | 2           | 0         | 0         | 0         | 0        | 0         | 0        | 0         | 6           | 0.0        |
| 29  | Irving, Joel      | RW  | 17        | 0          | 0          | 0          | 0   | 12          | 0         | 0         | 0         | 0        | 0         | 0        | 0         | 11          | 0.0        |
|     | BENCH             |     | 80        |            |            |            |     | 32          |           |           |           |          |           |          |           |             |            |
|     | <b>TOTALS</b>     |     | <b>80</b> | <b>206</b> | <b>327</b> | <b>533</b> |     | <b>1896</b> | <b>40</b> | <b>12</b> | <b>32</b> | <b>7</b> | <b>41</b> | <b>8</b> | <b>17</b> | <b>2307</b> | <b>8.9</b> |
|     | OPPONENT TOTALS   |     | 80        | 211        | 347        | 558        |     | 1904        | 69        | 12        | 33        | 8        | 39        | 3        | 15        | 2132        | 9.9        |

## 2001-02 REGULAR SEASON GOALTENDER STATS

| No. | Goaltender         | GP        | MIN            | AVG         | W         | L         | T         | EN       | SO       | GA         | Saves       | SPCT         |
|-----|--------------------|-----------|----------------|-------------|-----------|-----------|-----------|----------|----------|------------|-------------|--------------|
| 35  | Noronon, Mika      | 45        | 2763:40        | 2.50        | 16        | 17        | 12        | 4        | 3        | 115        | 1102        | 0.906        |
| 31  | Askey, Tom         | 34        | 2048:10        | 2.52        | 16        | 15        | 3         | 1        | 3        | 86         | 786         | 0.901        |
| 30  | Leslie, Lance      | 1         | 58:49          | 3.06        | 0         | 1         | 0         | 0        | 0        | 3          | 25          | 0.893        |
| 1   | Lehman, Jody       | 1         | 20:00          | 6.00        | 0         | 0         | 0         | 0        | 0        | 2          | 8           | 0.800        |
|     | <b>TEAM TOTALS</b> | <b>80</b> | <b>4909:10</b> | <b>2.58</b> | <b>32</b> | <b>33</b> | <b>15</b> | <b>5</b> | <b>6</b> | <b>211</b> | <b>1921</b> | <b>0.901</b> |
|     | OPPONENT TOTALS    | 80        | 4909:10        | 2.52        | 33        | 32        | 15        | 13       | 3        | 206        | 2101        | 0.911        |



# RECORD BOOK YEAR-BY-YEAR STATISTICS



## 2002-03 REGULAR SEASON PLAYER STATS

| No. | Player            | POS | GP        | G          | A          | PTS        | +/- | PIM         | PP        | SH        | GW        | GT        | FG        | OT       | UG        | Shots       | PCT        |
|-----|-------------------|-----|-----------|------------|------------|------------|-----|-------------|-----------|-----------|-----------|-----------|-----------|----------|-----------|-------------|------------|
| 12  | Taylor, Chris     | C   | 61        | 12         | 55         | 67         | -5  | 44          | 5         | 1         | 1         | 0         | 4         | 0        | 1         | 195         | 6.2        |
| 18  | Botterill, Jason  | LW  | 64        | 37         | 22         | 59         | 0   | 105         | 13        | 2         | 2         | 4         | 9         | 0        | 2         | 208         | 17.8       |
| 40  | Methot, Francois  | C   | 58        | 19         | 34         | 53         | -5  | 22          | 7         | 0         | 2         | 1         | 3         | 1        | 2         | 128         | 14.8       |
| 14  | Gaustad, Paul     | C   | 80        | 14         | 39         | 53         | 2   | 137         | 4         | 3         | 1         | 0         | 1         | 0        | 1         | 151         | 9.3        |
| 19  | Milley, Norm      | RW  | 67        | 16         | 32         | 48         | 7   | 39          | 7         | 0         | 2         | 1         | 5         | 0        | 0         | 185         | 8.6        |
| 11  | Hamel, Denis      | LW  | 48        | 27         | 20         | 47         | 15  | 64          | 7         | 4         | 3         | 0         | 2         | 0        | 2         | 191         | 14.1       |
| 15  | Pominville, Jason | RW  | 73        | 13         | 21         | 34         | 5   | 16          | 3         | 0         | 2         | 0         | 3         | 0        | 0         | 138         | 9.4        |
| 29  | Kristek, Jaroslav | RW  | 47        | 15         | 17         | 32         | 3   | 24          | 5         | 0         | 2         | 2         | 3         | 0        | 0         | 98          | 15.3       |
| 22  | Ratchuk, Peter    | D   | 70        | 11         | 21         | 32         | 0   | 64          | 3         | 0         | 1         | 1         | 4         | 0        | 1         | 188         | 5.9        |
| 10  | Bartovic, Milan   | LW  | 74        | 18         | 10         | 28         | -6  | 84          | 2         | 0         | 5         | 0         | 0         | 2        | 1         | 161         | 11.2       |
| 33  | Houda, Doug       | D   | 77        | 3          | 22         | 25         | 17  | 191         | 1         | 0         | 1         | 0         | 1         | 1        | 0         | 98          | 3.1        |
| 2   | Hecl, Radoslav    | D   | 58        | 6          | 14         | 20         | 7   | 41          | 2         | 0         | 1         | 0         | 0         | 1        | 0         | 98          | 6.1        |
| 4   | Fitzpatrick, Rory | D   | 41        | 5          | 11         | 16         | -2  | 65          | 2         | 0         | 1         | 1         | 1         | 0        | 0         | 92          | 5.4        |
| 3   | Janik, Doug       | D   | 75        | 3          | 13         | 16         | -11 | 120         | 1         | 0         | 1         | 0         | 0         | 0        | 0         | 73          | 4.1        |
| 20  | Bolibruck, Kevin  | D   | 43        | 3          | 11         | 14         | 3   | 31          | 0         | 0         | 2         | 0         | 1         | 0        | 0         | 56          | 5.4        |
|     | (TOTALS)          | D   | 63        | 3          | 11         | 14         | 7   | 53          | 0         | 0         | 2         | 0         | 1         | 0        | 0         | 77          | 3.9        |
| 27  | Nelson, Riley     | RW  | 28        | 4          | 7          | 11         | 1   | 4           | 1         | 1         | 2         | 0         | 0         | 0        | 0         | 48          | 8.3        |
| 25  | Novotny, Jiri     | C   | 43        | 2          | 9          | 11         | -12 | 14          | 0         | 0         | 0         | 0         | 0         | 0        | 0         | 38          | 5.3        |
| 17  | Mosovsky, Karel   | RW  | 62        | 5          | 4          | 9          | -14 | 75          | 1         | 0         | 1         | 0         | 2         | 0        | 0         | 61          | 8.2        |
| 34  | O'Connell, Tim    | D   | 24        | 1          | 3          | 4          | 1   | 17          | 0         | 0         | 0         | 0         | 0         | 0        | 0         | 38          | 2.6        |
| 38  | Peters, Andrew    | LW  | 57        | 3          | 0          | 3          | -16 | 223         | 0         | 0         | 0         | 0         | 1         | 0        | 0         | 26          | 11.5       |
| 32  | Jelenic, Lee      | LW  | 17        | 1          | 2          | 3          | 2   | 11          | 0         | 0         | 1         | 0         | 0         | 0        | 0         | 14          | 7.1        |
| 16  | Ritson, Joe       | RW  | 17        | 1          | 1          | 2          | -8  | 29          | 0         | 0         | 0         | 0         | 0         | 0        | 0         | 13          | 7.7        |
| 24  | Kotalik, Ales     | RW  | 8         | 0          | 2          | 2          | -5  | 4           | 0         | 0         | 0         | 0         | 0         | 0        | 0         | 26          | 0.0        |
| 7   | Jorde, Ryan       | D   | 70        | 0          | 2          | 2          | -16 | 136         | 0         | 0         | 0         | 0         | 0         | 0        | 0         | 28          | 0.0        |
| 28  | Bilotto, Nic      | D   | 10        | 0          | 0          | 0          | -1  | 10          | 0         | 0         | 0         | 0         | 0         | 0        | 0         | 12          | 0.0        |
|     | (TOTALS)          | D   | 16        | 1          | 0          | 1          | -4  | 14          | 1         | 0         | 0         | 0         | 0         | 0        | 0         | 23          | 4.3        |
| 28  | Schmidt, Doug     | D   | 3         | 0          | 1          | 1          | 4   | 2           | 0         | 0         | 0         | 0         | 0         | 0        | 0         | 5           | 0.0        |
|     | (TOTALS)          | D   | 4         | 0          | 1          | 1          | 3   | 4           | 0         | 0         | 0         | 0         | 0         | 0        | 0         | 5           | 0.0        |
| 34  | Robinson, Jody    | D   | 9         | 0          | 1          | 1          | 4   | 8           | 0         | 0         | 0         | 0         | 0         | 0        | 0         | 3           | 0.0        |
| 23  | McMorrow, Sean    | RW  | 64        | 0          | 1          | 1          | -3  | 315         | 0         | 0         | 0         | 0         | 0         | 0        | 0         | 11          | 0.0        |
| 8   | Kalinin, Dmitri   | D   | 1         | 0          | 0          | 0          | 0   | 0           | 0         | 0         | 0         | 0         | 0         | 0        | 0         | 3           | 0.0        |
| 44  | Henley, Brent     | D   | 1         | 0          | 0          | 0          | -1  | 0           | 0         | 0         | 0         | 0         | 0         | 0        | 0         | 0           | 0.0        |
|     | (TOTALS)          | D   | 4         | 0          | 0          | 0          | -1  | 11          | 0         | 0         | 0         | 0         | 0         | 0        | 0         | 0           | 0.0        |
| 31  | Askey, Tom        | G   | 16        | 0          | 0          | 0          | 0   | 10          | 0         | 0         | 0         | 0         | 0         | 0        | 0         | 0           | 0.0        |
| 35  | Noronon, Mika     | G   | 19        | 0          | 0          | 0          | 0   | 6           | 0         | 0         | 0         | 0         | 0         | 0        | 0         | 0           | 0.0        |
| 30  | Miller, Ryan      | G   | 47        | 0          | 0          | 0          | 0   | 6           | 0         | 0         | 0         | 0         | 0         | 0        | 0         | 0           | 0.0        |
|     | BENCH             |     | 80        |            |            |            |     | 50          |           |           |           |           |           |          |           |             |            |
|     | <b>TOTALS</b>     |     | <b>80</b> | <b>219</b> | <b>375</b> | <b>594</b> |     | <b>1967</b> | <b>64</b> | <b>11</b> | <b>31</b> | <b>10</b> | <b>40</b> | <b>5</b> | <b>10</b> | <b>2386</b> | <b>9.2</b> |
|     | OPPONENT TOTALS   |     | 80        | 221        | 363        | 584        |     | 1929        | 60        | 21        | 35        | 4         | 40        | 5        | 17        | 2401        | 9.2        |

## 2002-03 REGULAR SEASON GOALTENDER STATS

| No. | Goaltender         | GP        | MIN            | AVG         | W         | L         | T         | EN       | SO       | GA         | Saves       | SPCT         |
|-----|--------------------|-----------|----------------|-------------|-----------|-----------|-----------|----------|----------|------------|-------------|--------------|
| 30  | Miller, Ryan       | 47        | 2816:40        | 2.34        | 23        | 18        | 5         | 5        | 2        | 110        | 1266        | 0.920        |
| 35  | Noronon, Mika      | 19        | 1168:39        | 2.82        | 5         | 9         | 5         | 0        | 2        | 55         | 513         | 0.903        |
| 31  | Askey, Tom         | 16        | 895:28         | 3.28        | 3         | 8         | 4         | 2        | 0        | 49         | 401         | 0.891        |
|     | <b>TEAM TOTALS</b> | <b>80</b> | <b>4895:59</b> | <b>2.71</b> | <b>31</b> | <b>35</b> | <b>14</b> | <b>7</b> | <b>4</b> | <b>221</b> | <b>2180</b> | <b>0.908</b> |



# RECORD BOOK YEAR-BY-YEAR STATISTICS



## 2003-04 REGULAR SEASON PLAYER STATS

| No. | Player            | POS | GP        | G          | A          | PTS        | +/-      | PIM         | PPG       | SHG      | GWG       | FG        | SHOTS       | SPCT        |
|-----|-------------------|-----|-----------|------------|------------|------------|----------|-------------|-----------|----------|-----------|-----------|-------------|-------------|
| 39  | Pittis, Domenic   | C   | 75        | 20         | 57         | 77         | +10      | 137         | 8         | 2        | 3         | 3         | 219         | .091        |
| 15  | Pominville, Jason | RW  | 66        | 34         | 30         | 64         | -1       | 30          | 22        | 0        | 4         | 8         | 227         | .150        |
| 42  | Cullen, David     | D   | 75        | 12         | 35         | 47         | -15      | 26          | 9         | 0        | 1         | 1         | 176         | .068        |
| 19  | Milley, Norm      | RW  | 77        | 18         | 19         | 37         | +2       | 60          | 2         | 0        | 3         | 2         | 175         | .103        |
| 18  | Botterill, Jason  | LW  | 46        | 16         | 17         | 33         | -1       | 68          | 5         | 1        | 2         | 4         | 138         | .116        |
| 14  | Gaustad, Paul     | C   | 78        | 9          | 22         | 31         | -9       | 169         | 6         | 1        | 3         | 4         | 175         | .051        |
| 10  | Bartovic, Milan   | LW  | 52        | 18         | 11         | 29         | +1       | 52          | 4         | 1        | 5         | 5         | 139         | .129        |
| 43  | Dawe, Jason       | RW  | 41        | 9          | 20         | 29         | -9       | 23          | 4         | 0        | 3         | 1         | 78          | .115        |
| 12  | Taylor, Chris     | C   | 24        | 9          | 18         | 27         | 0        | 20          | 4         | 1        | 2         | 0         | 63          | .143        |
| 21  | Roy, Derek        | C   | 26        | 10         | 16         | 26         | +6       | 20          | 2         | 0        | 1         | 3         | 67          | .149        |
| 16  | Thorburn, Chris   | RW  | 58        | 6          | 16         | 22         | 0        | 77          | 2         | 0        | 2         | 1         | 124         | .048        |
| 20  | Lingren, Steve    | D   | 69        | 4          | 13         | 17         | +7       | 127         | 2         | 0        | 1         | 1         | 101         | .040        |
| 3   | Janik, Doug       | D   | 74        | 2          | 14         | 16         | -6       | 109         | 0         | 0        | 0         | 0         | 105         | .019        |
| 25  | Novotny, Jiri     | C   | 48        | 1          | 14         | 15         | -14      | 16          | 0         | 0        | 0         | 0         | 50          | .020        |
| 5   | Mrozik, Rick      | D   | 72        | 4          | 10         | 14         | +6       | 47          | 1         | 0        | 1         | 1         | 126         | .032        |
| 27  | Ryan, Michael     | LW  | 45        | 3          | 9          | 12         | -4       | 31          | 0         | 0        | 0         | 1         | 79          | .038        |
| 11  | Peters, Geoff     | C   | 46        | 7          | 4          | 11         | +1       | 109         | 0         | 0        | 2         | 2         | 78          | .090        |
| 22  | Chapman, Brian    | D   | 75        | 5          | 5          | 10         | +9       | 71          | 0         | 0        | 0         | 1         | 65          | .077        |
| 29  | Paetsch, Nathan   | D   | 54        | 5          | 5          | 10         | +2       | 49          | 0         | 1        | 2         | 1         | 71          | .070        |
| 2   | Ricci, Scott      | D   | 75        | 3          | 7          | 10         | +4       | 26          | 0         | 0        | 1         | 0         | 68          | .044        |
| 17  | Mosovsky, Karel   | RW  | 46        | 5          | 1          | 6          | -5       | 52          | 0         | 1        | 1         | 0         | 40          | .125        |
| 24  | Gardiner, Pete    | RW  | 18        | 3          | 2          | 5          | +1       | 19          | 0         | 0        | 0         | 0         | 10          | .300        |
| 28  | Hutchins, Jeff    | LW  | 22        | 1          | 4          | 5          | -1       | 72          | 0         | 0        | 0         | 0         | 26          | .038        |
|     | (TOTALS)          | LW  | 24        | 1          | 4          | 5          | -2       | 74          | 0         | 0        | 0         | 0         | 28          | .036        |
| 24  | Smith, Don        | C   | 11        | 2          | 2          | 4          | +1       | 21          | 0         | 1        | 0         | 0         | 20          | .100        |
| 4   | Delmore, Andy     | D   | 8         | 0          | 2          | 2          | -3       | 2           | 0         | 0        | 0         | 0         | 18          | .000        |
| 26  | Paolini, Sam      | LW  | 4         | 1          | 0          | 1          | 0        | 2           | 0         | 0        | 0         | 0         | 2           | .500        |
| 30  | Miller, Ryan      | G   | 60        | 0          | 1          | 1          | 0        | 2           | 0         | 0        | 0         | 0         | 0           | .000        |
| 7   | Jorde, Ryan       | D   | 18        | 0          | 1          | 1          | -2       | 30          | 0         | 0        | 0         | 0         | 4           | .000        |
| 23  | McMorrow, Sean    | RW  | 57        | 0          | 0          | 0          | -6       | 287         | 0         | 0        | 0         | 0         | 14          | .000        |
| 35  | Askey, Tom        | G   | 21        | 0          | 0          | 0          | 0        | 0           | 0         | 0        | 0         | 0         | 0           | .000        |
| 31  | Gardner, Greg     | G   | 0         | 0          | 0          | 0          | 0        | 0           | 0         | 0        | 0         | 0         | 0           | .000        |
|     | <b>TOTALS</b>     |     | <b>80</b> | <b>207</b> | <b>355</b> | <b>562</b> | <b>-</b> | <b>1776</b> | <b>71</b> | <b>9</b> | <b>37</b> | <b>39</b> | <b>2458</b> | <b>.084</b> |

## 2003-04 REGULAR SEASON GOALTENDER STATS

| No. | Goaltender    | GP        | MIN      | W         | L         | T         | SO       | GA         | GAA         | SAVES       | SPCT        |
|-----|---------------|-----------|----------|-----------|-----------|-----------|----------|------------|-------------|-------------|-------------|
| 30  | Miller, Ryan  | 60        | 3579:11  | 27        | 25        | 7         | 5        | 132        | 2.21        | 1628        | .925        |
| 35  | Askey, Tom    | 21        | 1272:46  | 10        | 8         | 3         | 1        | 48         | 2.26        | 545         | .919        |
| 31  | Gardner, Greg | 0         | 0:00     | 0         | 0         | 0         | 0        | 0          | 0.00        | 0           | .000        |
|     | <b>TOTALS</b> | <b>80</b> | <b>-</b> | <b>37</b> | <b>33</b> | <b>10</b> | <b>6</b> | <b>188</b> | <b>2.35</b> | <b>2173</b> | <b>.920</b> |



# RECORD BOOK YEAR-BY-YEAR STATISTICS



## 2004-05 REGULAR SEASON PLAYER STATS

| No. | Player             | POS | GP        | G          | A          | PTS        | +/-      | PIM          | PPG       | SHG      | GWG       | FG        | OTG      | UAG       | ENG      | SHOG      | SHOA      | SHO%        | SHOTS        | SPCT        |
|-----|--------------------|-----|-----------|------------|------------|------------|----------|--------------|-----------|----------|-----------|-----------|----------|-----------|----------|-----------|-----------|-------------|--------------|-------------|
| 12  | Taylor, Chris      | C   | 79        | 21         | 58         | 79         | +2       | 50           | 10        | 2        | 2         | 5         | 0        | 2         | 0        | 0         | 3         | .000        | 186          | .113        |
| 26  | Vanek, Thomas      | LW  | 74        | 42         | 26         | 68         | -3       | 62           | 25        | 0        | 6         | 6         | 1        | 2         | 0        | 5         | 10        | .500        | 271          | .155        |
| 15  | Pominville, Jason  | RW  | 78        | 30         | 38         | 68         | +1       | 43           | 11        | 0        | 7         | 5         | 1        | 1         | 2        | 5         | 13        | .385        | 266          | .113        |
| 21  | Roy, Derek         | C   | 67        | 16         | 45         | 61         | -4       | 60           | 7         | 0        | 6         | 4         | 1        | 1         | 0        | 4         | 11        | .364        | 151          | .106        |
| 14  | Gaustad, Paul      | C   | 76        | 18         | 25         | 43         | +2       | 192          | 7         | 0        | 5         | 5         | 0        | 4         | 0        | 1         | 2         | .500        | 141          | .128        |
| 19  | Milley, Norm       | RW  | 72        | 12         | 21         | 33         | +1       | 46           | 1         | 0        | 2         | 2         | 0        | 0         | 0        | 2         | 5         | .400        | 140          | .086        |
| 40  | Paille, Daniel     | LW  | 79        | 14         | 15         | 29         | +4       | 54           | 0         | 3        | 3         | 2         | 0        | 2         | 1        | 0         | 0         | .000        | 111          | .126        |
| 34  | Jillson, Jeff      | D   | 78        | 12         | 17         | 29         | +6       | 46           | 8         | 0        | 4         | 6         | 0        | 1         | 0        | 0         | 0         | .000        | 160          | .075        |
| 16  | Thorburn, Chris    | RW  | 73        | 12         | 17         | 29         | +10      | 185          | 0         | 0        | 1         | 0         | 0        | 0         | 2        | 0         | 0         | .000        | 116          | .103        |
| 10  | Bartovic, Milan    | LW  | 69        | 10         | 18         | 28         | +8       | 83           | 1         | 1        | 4         | 2         | 0        | 2         | 0        | 1         | 6         | .167        | 190          | .053        |
| 25  | Novotny, Jiri      | C   | 61        | 5          | 20         | 25         | +8       | 36           | 1         | 0        | 1         | 1         | 0        | 0         | 1        | 0         | 4         | .000        | 62           | .081        |
| 4   | Paetsch, Nathan    | D   | 80        | 4          | 19         | 23         | +15      | 150          | 1         | 0        | 0         | 3         | 0        | 0         | 0        | 0         | 1         | .000        | 96           | .042        |
| 17  | Ryan, Michael      | LW  | 59        | 11         | 11         | 22         | +4       | 20           | 2         | 0        | 0         | 1         | 0        | 0         | 1        | 0         | 1         | .000        | 129          | .085        |
| 42  | Cullen, David      | D   | 43        | 2          | 19         | 21         | -11      | 25           | 1         | 0        | 2         | 0         | 1        | 0         | 0        | 0         | 0         | .000        | 70           | .029        |
| 27  | Smith, Brandon     | D   | 67        | 4          | 14         | 18         | -1       | 32           | 1         | 0        | 0         | 0         | 0        | 1         | 0        | 0         | 0         | .000        | 124          | .032        |
| 11  | Peters, Geoff      | C   | 57        | 9          | 8          | 17         | +4       | 125          | 0         | 1        | 1         | 4         | 0        | 0         | 0        | 0         | 0         | .000        | 95           | .095        |
| 3   | Janik, Doug        | D   | 76        | 2          | 10         | 12         | +18      | 196          | 0         | 0        | 0         | 0         | 0        | 0         | 0        | 0         | 0         | .000        | 101          | .020        |
| 18  | Botterill, Jason   | LW  | 8         | 6          | 2          | 8          | -4       | 9            | 4         | 0        | 1         | 1         | 0        | 0         | 0        | 0         | 0         | .000        | 24           | .250        |
| 23  | McMorrow, Sean     | RW  | 59        | 3          | 3          | 6          | 0        | 288          | 0         | 0        | 0         | 2         | 0        | 1         | 0        | 0         | 0         | .000        | 24           | .136        |
| 20  | Lingren, Steve     | D   | 52        | 1          | 4          | 5          | +5       | 74           | 0         | 0        | 0         | 1         | 0        | 0         | 0        | 0         | 0         | .000        | 47           | .021        |
| 5   | Jorde, Ryan        | D   | 36        | 1          | 3          | 4          | -2       | 52           | 0         | 0        | 0         | 0         | 0        | 1         | 0        | 0         | 0         | .000        | 17           | .059        |
| 24  | Paolini, Sam       | LW  | 5         | 0          | 0          | 0          | -2       | 4            | 0         | 0        | 0         | 0         | 0        | 0         | 0        | 0         | 0         | .000        | 6            | .000        |
|     | (TOTALS)           |     | 11        | 0          | 3          | 3          | -6       | 4            | 0         | 0        | 0         | 0         | 0        | 0         | 0        | 0         | 0         | .000        | 10           | .000        |
| 8   | Fitzpatrick, Rory  | D   | 20        | 1          | 1          | 2          | -8       | 18           | 0         | 1        | 0         | 0         | 0        | 0         | 0        | 0         | 0         | .000        | 24           | .042        |
| 5   | Dufresne, Sylvain  | D   | 29        | 0          | 2          | 2          | +6       | 15           | 0         | 0        | 0         | 0         | 0        | 0         | 0        | 0         | 0         | .000        | 26           | .000        |
| 32  | Iggulden, Mike     | C   | 6         | 1          | 0          | 1          | -1       | 7            | 0         | 0        | 0         | 0         | 0        | 0         | 0        | 0         | 0         | .000        | 6            | .167        |
| 28  | Hutchins, Jeff     | LW  | 3         | 1          | 0          | 1          | -1       | 0            | 0         | 0        | 1         | 0         | 0        | 0         | 0        | 0         | 0         | .000        | 2            | .500        |
| 35  | Askey, Tom         | G   | 20        | 0          | 1          | 1          | 0        | 4            | 0         | 0        | 0         | 0         | 0        | 0         | 0        | 0         | 0         | .000        | 0            | .000        |
| 22  | Rohloff, Todd      | D   | 12        | 0          | 1          | 1          | -7       | 4            | 0         | 0        | 0         | 0         | 0        | 0         | 0        | 0         | 0         | .000        | 19           | .000        |
| 30  | Miller, Ryan       | G   | 63        | 0          | 0          | 0          | 0        | 12           | 0         | 0        | 0         | 0         | 0        | 0         | 0        | 0         | 0         | .000        | 0            | .000        |
| 29  | Kinnie, Mike       | RW  | 6         | 0          | 0          | 0          | 0        | 0            | 0         | 0        | 0         | 0         | 0        | 0         | 0        | 0         | 1         | .000        | 10           | .000        |
| 28  | Bennett, Ryan      | LW  | 6         | 0          | 0          | 0          | 0        | 7            | 0         | 0        | 0         | 0         | 0        | 0         | 0        | 0         | 0         | .000        | 7            | .000        |
| 29  | Hildenbrand, Steve | C   | 3         | 0          | 0          | 0          | 0        | 2            | 0         | 0        | 0         | 0         | 0        | 0         | 0        | 0         | 0         | .000        | 2            | .000        |
| 24  | Sheppard, Scott    | RW  | 2         | 0          | 0          | 0          | -1       | 0            | 0         | 0        | 0         | 0         | 0        | 0         | 0        | 0         | 0         | .000        | 0            | .000        |
| 22  | Trovato, Peter     | LW  | 1         | 0          | 0          | 0          | -1       | 0            | 0         | 0        | 0         | 0         | 0        | 0         | 0        | 0         | 0         | .000        | 0            | .000        |
| 41  | Ehgoetz, Barret    | C   | 1         | 0          | 0          | 0          | 0        | 0            | 0         | 0        | 0         | 0         | 0        | 0         | 0        | 0         | 0         | .000        | 0            | .000        |
|     | <b>TOTALS</b>      |     | <b>80</b> | <b>243</b> | <b>398</b> | <b>641</b> | <b>-</b> | <b>1,923</b> | <b>80</b> | <b>8</b> | <b>51</b> | <b>50</b> | <b>9</b> | <b>23</b> | <b>7</b> | <b>18</b> | <b>57</b> | <b>.316</b> | <b>2,626</b> | <b>.093</b> |

## 2004-05 REGULAR SEASON GOALTENDER STATS

| No. | Goaltender    | GP        | MIN      | W         | L         | SOL      | SO       | GA         | GAA         | SHOW     | SHO       | SHOGA     | SHOAA     | SAVES        | SPCT        |
|-----|---------------|-----------|----------|-----------|-----------|----------|----------|------------|-------------|----------|-----------|-----------|-----------|--------------|-------------|
| 30  | Miller, Ryan  | 63        | 3740:57  | 41        | 17        | 4        | 8        | 153        | 2.45        | 5        | 9         | 15        | 49        | 1814         | .922        |
| 35  | Askey, Tom    | 20        | 1118:15  | 10        | 6         | 2        | 1        | 46         | 2.47        | 0        | 2         | 5         | 8         | 513          | .918        |
|     | <b>TOTALS</b> | <b>80</b> | <b>-</b> | <b>51</b> | <b>23</b> | <b>6</b> | <b>9</b> | <b>208</b> | <b>2.60</b> | <b>5</b> | <b>11</b> | <b>20</b> | <b>57</b> | <b>2,327</b> | <b>.918</b> |



# RECORD BOOK YEAR-BY-YEAR STATISTICS



## 2005-06 REGULAR SEASON PLAYER STATS

| No. | Player              | POS  | GP        | G          | A          | PTS        | +/-       | PIM          | PPG       | SHG       | GW        | OTG      | SOG          | SPCT      |
|-----|---------------------|------|-----------|------------|------------|------------|-----------|--------------|-----------|-----------|-----------|----------|--------------|-----------|
| 25  | Jiri Novotny        | C    | 66        | 17         | 37         | 54         | +2        | 40           | 10        | 0         | 2         | 0        | 137          | 12.4      |
| 41  | Clarke MacArthur*   | LW   | 69        | 21         | 32         | 53         | -1        | 71           | 8         | 1         | 4         | 0        | 128          | 16.4      |
| 16  | Chris Thorburn      | RW   | 77        | 23         | 27         | 50         | -1        | 134          | 11        | 0         | 2         | 1        | 207          | 11.1      |
| 4   | Nahan Paetsch       | D    | 72        | 11         | 39         | 50         | +3        | 90           | 7         | 0         | 1         | 0        | 202          | 5.4       |
| 26  | Mark Mancari*       | RW   | 71        | 18         | 24         | 42         | -1        | 80           | 6         | 0         | 2         | 0        | 169          | 10.6      |
| 17  | Michael Ryan        | LW   | 56        | 14         | 23         | 37         | -6        | 75           | 5         | 2         | 0         | 0        | 182          | 7.7       |
| 12  | Chris Taylor        | C    | 32        | 11         | 26         | 37         | -3        | 34           | 5         | 0         | 1         | 0        | 89           | 12.4      |
| 42  | David Cullen        | D    | 68        | 5          | 28         | 33         | +4        | 72           | 4         | 0         | 1         | 0        | 134          | 3.7       |
| 28  | Kamil Krepis        | C    | 61        | 13         | 19         | 32         | -13       | 20           | 1         | 0         | 2         | 0        | 114          | 11.4      |
| 2   | Jeff Jillson        | D    | 73        | 10         | 20         | 30         | -2        | 94           | 7         | 0         | 3         | 0        | 141          | 7.1       |
| 10  | Stefan Meyer*       | C/LW | 68        | 12         | 16         | 28         | +2        | 139          | 2         | 2         | 3         | 0        | 73           | 16.4      |
| 20  | Daniel Paille       | LW   | 45        | 14         | 13         | 27         | +7        | 29           | 4         | 3         | 1         | 0        | 91           | 15.4      |
| 19  | Matt Hendricks*     | C    | 56        | 13         | 14         | 27         | +6        | 84           | 2         | 1         | 4         | 0        | 110          | 11.8      |
| 15  | Jason Pominville    | RW   | 18        | 19         | 7          | 26         | +2        | 11           | 9         | 1         | 1         | 0        | 78           | 24.4      |
| 3   | Doug Janik          | D    | 71        | 5          | 19         | 24         | +8        | 161          | 2         | 1         | 0         | 0        | 120          | 4.2       |
| 21  | Derek Roy           | C    | 8         | 7          | 13         | 20         | -4        | 10           | 7         | 0         | 1         | 0        | 33           | 21.2      |
| 7   | Drew Larman*        | C    | 44        | 7          | 8          | 15         | +4        | 24           | 1         | 1         | 0         | 0        | 49           | 14.3      |
| 18  | Rob Globke          | RW   | 52        | 6          | 9          | 15         | -13       | 52           | 1         | 0         | 1         | 0        | 83           | 7.2       |
| 27  | Brandon Smith       | D    | 39        | 4          | 10         | 14         | -1        | 39           | 0         | 0         | 0         | 0        | 65           | 6.2       |
| 32  | Scott Sheppard      | RW   | 21        | 5          | 7          | 12         | -1        | 10           | 3         | 0         | 0         | 0        | 35           | 14.3      |
| 22  | Greg Jacina         | RW   | 35        | 7          | 4          | 11         | +1        | 152          | 0         | 1         | 0         | 0        | 87           | 8.0       |
| 5   | Sylvain Dufresne    | D    | 61        | 2          | 7          | 9          | -6        | 78           | 0         | 0         | 0         | 0        | 48           | 4.2       |
| 33  | Dan Focht           | D    | 54        | 2          | 5          | 7          | -12       | 146          | 0         | 0         | 0         | 0        | 44           | 4.5       |
| 11  | Gregory Campbell    | LW   | 11        | 3          | 3          | 6          | +1        | 30           | 0         | 1         | 0         | 0        | 23           | 13.0      |
| 24  | Anthony Stewart*    | RW   | 4         | 2          | 3          | 5          | 0         | 0            | 0         | 0         | 1         | 0        | 12           | 16.7      |
| 11  | Sam Paolini         | RW   | 14        | 1          | 2          | 3          | 0         | 27           | 0         | 0         | 1         | 0        | 21           | 4.8       |
| 8   | Martin Lojek*       | D    | 15        | 1          | 1          | 2          | -3        | 16           | 0         | 1         | 0         | 0        | 7            | 14.3      |
| 14  | Dustin Johner       | C    | 21        | 1          | 1          | 2          | -4        | 10           | 0         | 0         | 0         | 0        | 22           | 4.5       |
|     | Rochester           |      | 16        | 1          | 1          | 2          | -2        | 8            | 0         | 0         | 0         | 0        | 18           | 5.6       |
|     | Omaha               |      | 5         | 0          | 0          | 0          | -2        | 2            | 0         | 0         | 0         | 0        | 4            | 0.0       |
| 23  | Sean McMorrow       | RW   | 40        | 1          | 1          | 2          | -5        | 130          | 1         | 0         | 0         | 0        | 9            | 11.1      |
| 38  | Martin Tuma*        | D    | 12        | 0          | 2          | 2          | -3        | 38           | 0         | 0         | 0         | 0        | 17           | 0.0       |
| 34  | Dominic Noel*       | C    | 5         | 0          | 1          | 1          | 0         | 4            | 0         | 0         | 0         | 0        | 12           | 0.0       |
| 14  | Ken Magowan         | LW   | 6         | 0          | 1          | 1          | +1        | 0            | 0         | 0         | 0         | 0        | 5            | 0.0       |
|     | Philadelphia        |      | 4         | 0          | 0          | 0          | +1        | 0            | 0         | 0         | 0         | 0        | 5            | 0.0       |
|     | Rochester           |      | 2         | 0          | 1          | 1          | 0         | 0            | 0         | 0         | 0         | 0        | 1            | 0.0       |
| 49  | Michael Leighton    | G    | 40        | 0          | 1          | 1          | 0         | 23           | 0         | 0         | 0         | 0        | 0            | 0.0       |
| 8   | Chris Mann*         | D    | 1         | 0          | 0          | 0          | 0         | 4            | 0         | 0         | 0         | 0        | 0            | 0.0       |
| 29  | Phil Osaer          | G    | 1         | 0          | 0          | 0          | 0         | 0            | 0         | 0         | 0         | 0        | 0            | 0.0       |
| 34  | Grant McNeill       | D    | 2         | 0          | 0          | 0          | 0         | 0            | 0         | 0         | 0         | 0        | 0            | 0.0       |
| 30  | Ryan Miller         | G    | 2         | 0          | 0          | 0          | 0         | 0            | 0         | 0         | 0         | 0        | 0            | 0.0       |
| 29  | Mika Noronen        | G    | 2         | 0          | 0          | 0          | 0         | 0            | 0         | 0         | 0         | 0        | 0            | 0.0       |
| 34  | Alexei Semenov      | D    | 3         | 0          | 0          | 0          | -2        | 7            | 0         | 0         | 0         | 0        | 3            | 0.0       |
| 34  | Victor Uchevatov    | D    | 4         | 0          | 0          | 0          | -1        | 10           | 0         | 0         | 0         | 0        | 1            | 0.0       |
| 38  | Jeremy Swanson      | D    | 11        | 0          | 0          | 0          | +3        | 23           | 0         | 0         | 0         | 0        | 8            | 0.0       |
| 35  | Jean-Marc Pelletier | G    | 39        | 0          | 0          | 0          | 0         | 4            | 0         | 0         | 0         | 0        | 0            | 0.0       |
|     | BENCH               |      | 80        |            |            |            | 22        |              |           |           |           |          |              |           |
|     | <b>Totals:</b>      |      | <b>80</b> | <b>261</b> | <b>423</b> | <b>684</b> | <b>--</b> | <b>1,988</b> | <b>95</b> | <b>15</b> | <b>37</b> | <b>1</b> | <b>2,551</b> | <b>--</b> |
|     | Opponents Totals:   |      | 80        | 270        | 458        | 728        | --        | 1,826        | 106       | 14        | 41        | 2        | 2,377        | --        |

## 2005-06 REGULAR SEASON GOALTENDER STATS

| No. | Goaltender          | GP        | MIN          | GA         | EN        | SO       | GAA         | W         | L         | SOL      | SV           | SV%         |
|-----|---------------------|-----------|--------------|------------|-----------|----------|-------------|-----------|-----------|----------|--------------|-------------|
| 30  | Ryan Miller         | 2         | 120          | 5          | 1         | 0        | 2.50        | 1         | 1         | 0        | 40           | .889        |
| 29  | Mika Noronen        | 2         | 121          | 6          | 0         | 0        | 2.99        | 0         | 2         | 0        | 53           | .898        |
| 29  | Phil Osaer          | 1         | 60           | 3          | 0         | 0        | 3.02        | 0         | 1         | 0        | 33           | .917        |
| 49  | Michael Leighton    | 40        | 2,316        | 124        | 4         | 2        | 3.21        | 15        | 22        | 1        | 978          | .887        |
| 35  | Jean-Marc Pelletier | 39        | 2,198        | 120        | 5         | 0        | 3.28        | 21        | 15        | 1        | 1,003        | .893        |
|     | <b>Totals:</b>      | <b>80</b> | <b>4,848</b> | <b>270</b> | <b>10</b> | <b>2</b> | <b>3.34</b> | <b>37</b> | <b>43</b> | <b>2</b> | <b>2,107</b> | <b>.886</b> |
|     | Opponents Totals:   | 80        | 4,848        | 261        | 6         | 6        | 3.23        | 43        | 37        | 6        | 2,295        | .900        |



RECORD BOOK  
YEAR-BY-YEAR STATISTICS



2006-07 REGULAR SEASON PLAYER STATS

Table with columns: No., Player, POS, GP, G, A, PTS, +/-, PIM, PP, PPA, SH, SHA, GW, FG, IG, OT, UA, EN, SOG, SOA, SO%, SHOTS, SH%. Lists player statistics for the 2006-07 regular season.

2006-07 REGULAR SEASON GOALTENDER STATS

Table with columns: No., Goaltender, GP, MINS, W, L, SOL, SO, EN, GA, GAA, SOGP, SOW, SOL, SOGA, SOA, SO%, SA, SVS, SV%. Lists goaltender statistics for the 2006-07 regular season.













# RECORD BOOK YEAR-BY-YEAR STATISTICS



## 2010-11 REGULAR SEASON PLAYER STATS CONTINUED

|    |                        |    |           |            |            |            |             |             |           |            |           |           |           |           |           |          |           |          |           |           |          |              |             |              |
|----|------------------------|----|-----------|------------|------------|------------|-------------|-------------|-----------|------------|-----------|-----------|-----------|-----------|-----------|----------|-----------|----------|-----------|-----------|----------|--------------|-------------|--------------|
| 23 | *Andrew Hotham         | D  | 6         | 0          | 2          | 2          | 2           | 7           | 0         | 0          | 0         | 0         | 0         | 0         | 0         | 0        | 0         | 0        | 0         | 0.000     | 4        | 0.0          |             |              |
| 41 | *Cory Conacher         | LW | 2         | 1          | 0          | 1          | 0           | 2           | 0         | 0          | 0         | 0         | 0         | 0         | 0         | 0        | 0         | 0        | 0         | 0.000     | 2        | 50.0         |             |              |
| 23 | *Aaron Bendickson      | RW | 7         | 1          | 0          | 1          | 1           | 12          | 0         | 0          | 0         | 0         | 1         | 0         | 0         | 0        | 0         | 0        | 0         | 0.000     | 3        | 33.3         |             |              |
| 3  | T.J. Fast              | D  | 13        | 1          | 0          | 1          | 1           | 12          | 1         | 0          | 0         | 0         | 0         | 0         | 0         | 0        | 0         | 0        | 0         | 0.000     | 12       | 8.3          |             |              |
| 30 | Jacob Markstrom        | G  | 37        | 0          | 1          | 1          | 0           | 10          | 0         | 0          | 0         | 0         | 0         | 0         | 0         | 0        | 0         | 0        | 0         | 0.000     | 0        | 0.0          |             |              |
| 23 | Barret Ehgoetz         | C  | 2         | 0          | 0          | 0          | -1          | 0           | 0         | 0          | 0         | 0         | 0         | 0         | 0         | 0        | 0         | 0        | 0         | 0.000     | 1        | 0.0          |             |              |
|    | Andrew Peters          | LW | 2         | 0          | 0          | 0          | -1          | 4           | 0         | 0          | 0         | 0         | 0         | 0         | 0         | 0        | 0         | 0        | 0         | 0.000     | 1        | 0.0          |             |              |
| 31 | *Alex Petizian (total) | G  | 3         | 0          | 0          | 0          | 0           | 0           | 0         | 0          | 0         | 0         | 0         | 0         | 0         | 0        | 0         | 0        | 0         | 0.000     | 0        | 0.0          |             |              |
|    | POR                    |    | 2         | 0          | 0          | 0          | 0           | 0           | 0         | 0          | 0         | 0         | 0         | 0         | 0         | 0        | 0         | 0        | 0         | 0.000     | 0        | 0.0          |             |              |
|    | ROC                    |    | 1         | 0          | 0          | 0          | 0           | 0           | 0         | 0          | 0         | 0         | 0         | 0         | 0         | 0        | 0         | 0        | 0         | 0.000     | 0        | 0.0          |             |              |
| 38 | Sean Zimmerman         | D  | 7         | 0          | 0          | 0          | -4          | 0           | 0         | 0          | 0         | 0         | 0         | 0         | 0         | 0        | 0         | 0        | 0         | 0.000     | 6        | 0.0          |             |              |
| 23 | *Matt Pierce           | LW | 8         | 0          | 0          | 0          | -5          | 0           | 0         | 0          | 0         | 0         | 0         | 0         | 0         | 0        | 0         | 0        | 0         | 0.000     | 6        | 0.0          |             |              |
| 29 | *Marc Cheverie         | G  | 15        | 0          | 0          | 0          | 0           | 0           | 0         | 0          | 0         | 0         | 0         | 0         | 0         | 0        | 0         | 0        | 0         | 0.000     | 0        | 0.0          |             |              |
| 35 | Tyler Plante           | G  | 35        | 0          | 0          | 0          | 0           | 15          | 0         | 0          | 0         | 0         | 0         | 0         | 0         | 0        | 0         | 0        | 0         | 0.000     | 0        | 0.0          |             |              |
|    | BENCH                  |    | 80        | 5          |            |            | 14          |             |           |            |           |           |           |           |           |          |           |          |           |           | 5        |              |             |              |
|    | <b>TOTALS</b>          |    | <b>80</b> | <b>218</b> | <b>367</b> | <b>580</b> | <b>-169</b> | <b>1360</b> | <b>60</b> | <b>120</b> | <b>10</b> | <b>11</b> | <b>26</b> | <b>31</b> | <b>12</b> | <b>1</b> | <b>13</b> | <b>4</b> | <b>14</b> | <b>52</b> | <b>5</b> | <b>0.269</b> | <b>2199</b> | <b>0.097</b> |

## 2010-11 REGULAR SEASON GOALTENDER STATS

| No. | Goaltender             | GP        | MINS        | W         | L         | SOL      | SO       | EN       | GA         | GAA         | SOGP      | SOW      | SOL      | SOGA      | SOA       | SO%          | SA          | SVS         | SV%          |
|-----|------------------------|-----------|-------------|-----------|-----------|----------|----------|----------|------------|-------------|-----------|----------|----------|-----------|-----------|--------------|-------------|-------------|--------------|
| 30  | *Jacob Markstrom       | 37        | 2174        | 16        | 20        | 1        | 1        | 3        | 108        | 2.98        | 3         | 2        | 1        | 3         | 13        | 0.769        | 1159        | 1051        | 0.907        |
| 35  | Tyler Plante           | 35        | 1942        | 13        | 17        | 2        | 1        | 4        | 101        | 3.12        | 5         | 3        | 2        | 4         | 24        | 0.833        | 1104        | 1003        | 0.909        |
| 31  | *Alex Petizian (total) | 3         | 102         | 0         | 1         | 1        | 0        | 0        | 6          | 3.56        | 1         | 0        | 1        | 2         | 7         | 0.714        | 59          | 53          | 0.898        |
|     | POR                    | 2         | 62          | 0         | 1         | 0        | 0        | 0        | 5          | 4.88        | 0         | 0        | 0        | 0         | 0         | 0.000        | 46          | 41          | 0.891        |
|     | ROC                    | 1         | 40          | 0         | 0         | 1        | 0        | 0        | 1          | 1.51        | 1         | 0        | 1        | 2         | 7         | 0.714        | 13          | 12          | 0.923        |
| 29  | *Marc Cheverie         | 15        | 675         | 2         | 7         | 1        | 0        | 0        | 44         | 3.91        | 1         | 0        | 1        | 3         | 7         | 0.571        | 394         | 350         | 0.888        |
|     | <b>TOTALS</b>          | <b>80</b> | <b>4831</b> | <b>31</b> | <b>44</b> | <b>5</b> | <b>2</b> | <b>7</b> | <b>254</b> | <b>3.15</b> | <b>10</b> | <b>5</b> | <b>5</b> | <b>12</b> | <b>51</b> | <b>0.765</b> | <b>2670</b> | <b>2416</b> | <b>0.905</b> |

\* - rookie











# RECORD BOOK YEAR-BY-YEAR STATISTICS



| 2014-15 REGULAR SEASON GOALTENDER STATS |                   |           |                |           |           |          |          |           |            |             |          |          |          |          |           |              |             |             |              |  |
|---|-------------------|-----------|----------------|-----------|-----------|----------|----------|-----------|------------|-------------|----------|----------|----------|----------|-----------|--------------|-------------|-------------|--------------|--|
| No.                                     | Goaltender        | GP        | MINS           | W         | L         | SOL      | SO       | EN        | GA         | GAA         | SOGP     | SOW      | SOL      | SOGA     | SOA       | SO%          | SA          | SVS         | SV%          |  |
| 30                                      | Matt Hackett      | 16        | 934:06         | 8         | 5         | 3        | 0        | 2         | 43         | 2.76        | 1        | 0        | 1        | 2        | 6         | 0.667        | 446         | 403         | 0.904        |  |
| 1                                       | *Andrey Makarov   | 39        | 2209:21        | 16        | 18        | 3        | 3        | 6         | 107        | 2.91        | 1        | 1        | 0        | 0        | 4         | 1.000        | 1121        | 1014        | 0.905        |  |
| 40                                      | Pat Nagle (total) | 5         | 255:04         | 1         | 3         | 0        | 0        | 2         | 13         | 3.06        | 0        | 0        | 0        | 0        | 0         | 0.000        | 142         | 129         | 0.908        |  |
|   | GR                | 2         | 77:13          | 1         | 0         | 0        | 0        | 0         | 1          | 0.78        | 0        | 0        | 0        | 0        | 0         | 0.000        | 35          | 34          | 0.971        |  |
|   | UTI               | 1         | 58:42          | 0         | 1         | 0        | 0        | 1         | 3          | 3.07        | 0        | 0        | 0        | 0        | 0         | 0.000        | 28          | 25          | 0.893        |  |
|   | ROC               | 2         | 119:09         | 0         | 2         | 0        | 0        | 1         | 9          | 4.53        | 0        | 0        | 0        | 0        | 0         | 0.000        | 79          | 70          | 0.886        |  |
| 40                                      | *Travis Fullerton | 1         | 57:16          | 0         | 1         | 0        | 0        | 0         | 3          | 3.14        | 0        | 0        | 0        | 0        | 0         | 0.000        | 34          | 31          | 0.912        |  |
| 31                                      | Nathan Lieuwen    | 16        | 820:30         | 4         | 9         | 0        | 0        | 2         | 45         | 3.29        | 1        | 1        | 0        | 0        | 7         | 1.000        | 385         | 340         | 0.883        |  |
| 35                                      | Anthony Peters    | 7         | 397:56         | 1         | 6         | 0        | 0        | 3         | 27         | 4.07        | 0        | 0        | 0        | 0        | 0         | 0.000        | 237         | 210         | 0.886        |  |
| 35                                      | *Sam Marotta      | 1         | 20:00          | 0         | 0         | 0        | 0        | 0         | 2          | 6.00        | 0        | 0        | 0        | 0        | 0         | 0.000        | 11          | 9           | 0.818        |  |
|   | Empty Net         |           | 55:34          |           |           |          |          |           | 14         |             |          |          |          |          |           |              | 14          |             |              |  |
|   | <b>Totals</b>     | <b>76</b> | <b>4613:52</b> | <b>29</b> | <b>41</b> | <b>6</b> | <b>3</b> | <b>14</b> | <b>250</b> | <b>3.25</b> | <b>3</b> | <b>2</b> | <b>1</b> | <b>2</b> | <b>17</b> | <b>0.882</b> | <b>2327</b> | <b>2077</b> | <b>0.893</b> |  |

\* - rookie













# RECORD BOOK YEAR-BY-YEAR STATISTICS



## 2019-20 REGULAR SEASON PLAYER STATS

| No. | Player                  | POS | GP        | G          | A          | PTS        | +/-       | PIM        | PP        | PPASHG    | SHA      | GW       | FG        | IG        | OT        | UA       | EN        | SOG      | SOA      | SGW       | SO%      | SH          | SH%         |            |
|-----|-------------------------|-----|-----------|------------|------------|------------|-----------|------------|-----------|-----------|----------|----------|-----------|-----------|-----------|----------|-----------|----------|----------|-----------|----------|-------------|-------------|------------|
| 39  | Jean-Sebastien Dea      | C   | 57        | 15         | 24         | 39         | 6         | 32         | 5         | 5         | 2        | 0        | 2         | 0         | 0         | 2        | 0         | 0        | 4        | 0         | 0.0      | 113         | 13.3        |            |
| 17  | Sean Malone             | C   | 58        | 12         | 18         | 30         | 15        | 26         | 0         | 2         | 2        | 1        | 3         | 1         | 1         | 0        | 2         | 1        | 0        | 1         | 0        | 0.0         | 97          | 12.4       |
| 22  | Zach Redmond            | D   | 59        | 5          | 25         | 30         | 1         | 24         | 3         | 10        | 0        | 0        | 2         | 2         | 0         | 0        | 0         | 0        | 0        | 0         | 0.0      | 160         | 3.1         |            |
| 15  | Andrew Oglevie          | C   | 55        | 15         | 14         | 29         | 0         | 14         | 3         | 1         | 0        | 0        | 6         | 3         | 1         | 1        | 2         | 1        | 4        | 1         | 25.0     | 104         | 14.4        |            |
| 19  | C.J. Smith              | LW  | 50        | 12         | 15         | 27         | -9        | 18         | 5         | 5         | 0        | 0        | 1         | 1         | 2         | 0        | 1         | 1        | 0        | 3         | 0        | 0.0         | 138         | 8.7        |
| 18  | * Jacob Bryson          | D   | 61        | 4          | 23         | 27         | 8         | 34         | 0         | 13        | 1        | 0        | 1         | 0         | 0         | 1        | 0         | 0        | 0        | 0         | 0.0      | 96          | 4.2         |            |
| 73  | Casey Mittelstadt       | C   | 36        | 9          | 16         | 25         | -15       | 6          | 3         | 7         | 1        | 0        | 0         | 1         | 0         | 0        | 2         | 0        | 1        | 4         | 0        | 25.0        | 83          | 10.8       |
| 81  | * Brett Murray          | LW  | 55        | 9          | 15         | 24         | 2         | 10         | 1         | 5         | 0        | 0        | 1         | 3         | 0         | 0        | 0         | 0        | 0        | 0         | 0.0      | 84          | 10.7        |            |
| 11  | Kevin Porter            | C   | 47        | 7          | 16         | 23         | -2        | 30         | 2         | 5         | 0        | 0        | 0         | 4         | 1         | 0        | 0         | 0        | 0        | 0         | 0.0      | 85          | 8.2         |            |
| 24  | Lawrence Pilut          | D   | 37        | 6          | 17         | 23         | 4         | 20         | 0         | 10        | 0        | 0        | 2         | 0         | 0         | 2        | 1         | 1        | 0        | 1         | 0        | 0.0         | 80          | 7.5        |
| 20  | Eric Cornel             | RW  | 61        | 12         | 10         | 22         | 9         | 6          | 1         | 0         | 0        | 2        | 4         | 2         | 2         | 0        | 0         | 1        | 0        | 0         | 0.0      | 104         | 11.5        |            |
| 13  | Scott Wilson            | LW  | 37        | 11         | 11         | 22         | -2        | 21         | 2         | 2         | 1        | 0        | 1         | 1         | 4         | 0        | 0         | 1        | 0        | 0         | 0.0      | 71          | 15.5        |            |
| 74  | Rasmus Asplund          | C   | 33        | 3          | 16         | 19         | -7        | 2          | 1         | 4         | 0        | 0        | 0         | 1         | 0         | 0        | 0         | 0        | 0        | 0         | 0.0      | 60          | 5.0         |            |
| 23  | Taylor Leier            | LW  | 27        | 11         | 6          | 17         | -9        | 4          | 7         | 2         | 1        | 1        | 2         | 2         | 0         | 0        | 1         | 0        | 0        | 2         | 0        | 0.0         | 58          | 19.0       |
| 27  | Curtis Lazar            | C   | 18        | 6          | 8          | 14         | 10        | 6          | 2         | 0         | 1        | 0        | 0         | 1         | 0         | 0        | 0         | 0        | 1        | 0         | 0.0      | 41          | 14.6        |            |
| 40  | Remi Elie               | LW  | 34        | 8          | 5          | 13         | -6        | 10         | 1         | 0         | 0        | 1        | 1         | 3         | 1         | 1        | 0         | 1        | 0        | 0         | 0.0      | 61          | 13.1        |            |
| 33  | John Gilmour            | D   | 37        | 6          | 7          | 13         | -19       | 6          | 2         | 4         | 0        | 0        | 1         | 2         | 1         | 0        | 1         | 0        | 0        | 0         | 0.0      | 100         | 6.0         |            |
| 72  | Tage Thompson           | RW  | 16        | 6          | 6          | 12         | 5         | 8          | 1         | 1         | 0        | 0        | 1         | 2         | 0         | 1        | 0         | 0        | 1        | 3         | 1        | 33.3        | 67          | 9.0        |
| 34  | Casey Nelson            | D   | 48        | 4          | 8          | 12         | 18        | 10         | 1         | 0         | 0        | 1        | 1         | 2         | 0         | 0        | 0         | 0        | 0        | 0         | 0.0      | 107         | 3.7         |            |
| 3   | William Borgen          | D   | 61        | 1          | 10         | 11         | 6         | 76         | 0         | 0         | 0        | 0        | 1         | 0         | 0         | 0        | 0         | 0        | 0        | 0         | 0.0      | 73          | 1.4         |            |
| 5   | * Casey Fitzgerald      | D   | 25        | 2          | 6          | 8          | 3         | 30         | 0         | 0         | 0        | 1        | 0         | 0         | 0         | 0        | 0         | 0        | 0        | 0         | 0.0      | 35          | 5.7         |            |
| 2   | Andrew MacWilliam       | D   | 41        | 2          | 6          | 8          | -3        | 54         | 0         | 0         | 0        | 1        | 0         | 0         | 0         | 0        | 0         | 0        | 0        | 0         | 0.0      | 50          | 4.0         |            |
| 64  | Tyler Randell           | RW  | 22        | 5          | 2          | 7          | 2         | 35         | 0         | 0         | 0        | 0        | 0         | 1         | 2         | 0        | 1         | 0        | 0        | 0         | 0.0      | 26          | 19.2        |            |
| 14  | Pascal Aquin            | LW  | 16        | 3          | 2          | 5          | 2         | 9          | 0         | 0         | 0        | 0        | 1         | 0         | 1         | 0        | 0         | 0        | 0        | 0         | 0.0      | 14          | 21.4        |            |
| 37  | Dalton Smith            | LW  | 42        | 1          | 4          | 5          | -1        | 63         | 0         | 0         | 0        | 0        | 0         | 0         | 0         | 0        | 0         | 0        | 0        | 0         | 0.0      | 41          | 2.4         |            |
| 35  | Andrew Hammond          | G   | 33        | 0          | 3          | 3          | 0         | 2          | 0         | 1         | 0        | 0        | 0         | 0         | 0         | 0        | 0         | 0        | 0        | 0         | 0.0      | 0           | 0.0         |            |
| 16  | Brady Vail              | C   | 8         | 1          | 1          | 2          | 0         | 0          | 0         | 0         | 0        | 0        | 0         | 0         | 0         | 0        | 0         | 0        | 0        | 0         | 0.0      | 6           | 16.7        |            |
| 4   | Nathan Paetsch          | D   | 10        | 1          | 1          | 2          | 1         | 2          | 0         | 0         | 0        | 0        | 0         | 1         | 0         | 0        | 0         | 0        | 0        | 0         | 0.0      | 12          | 8.3         |            |
| 44  | Brandon Hickey          | D   | 23        | 1          | 1          | 2          | -1        | 12         | 0         | 0         | 0        | 0        | 0         | 0         | 0         | 0        | 1         | 0        | 0        | 0         | 0.0      | 26          | 3.8         |            |
| 21  | Jarrett Burton          | C   | 39        | 1          | 1          | 2          | -6        | 23         | 0         | 0         | 0        | 0        | 0         | 0         | 0         | 0        | 0         | 0        | 0        | 0         | 0.0      | 27          | 3.7         |            |
| 59  | Matthew Spencer (total) | D   | 3         | 0          | 1          | 1          | 2         | 0          | 0         | 0         | 0        | 0        | 0         | 0         | 0         | 0        | 0         | 0        | 0        | 0         | 0.0      | 3           | 0.0         |            |
|     | SYR                     | D   | 2         | 0          | 1          | 1          | 2         | 0          | 0         | 0         | 0        | 0        | 0         | 0         | 0         | 0        | 0         | 0        | 0        | 0         | 0.0      | 3           | 0.0         |            |
|     | ROC                     | D   | 1         | 0          | 0          | 0          | 0         | 0          | 0         | 0         | 0        | 0        | 0         | 0         | 0         | 0        | 0         | 0        | 0        | 0         | 0.0      | 0           | 0.0         |            |
| 65  | * Shaw Boomhower        | LW  | 2         | 0          | 0          | 0          | -1        | 7          | 0         | 0         | 0        | 0        | 0         | 0         | 0         | 0        | 0         | 0        | 0        | 0         | 0.0      | 2           | 0.0         |            |
| 1   | * Ukko-Pekka Luukkonen  | G   | 10        | 0          | 0          | 0          | 0         | 0          | 0         | 0         | 0        | 0        | 0         | 0         | 0         | 0        | 0         | 0        | 0        | 0         | 0.0      | 0           | 0.0         |            |
| 31  | Jonas Johansson         | G   | 22        | 0          | 0          | 0          | 0         | 0          | 0         | 0         | 0        | 0        | 0         | 0         | 0         | 0        | 0         | 0        | 0        | 0         | 0.0      | 0           | 0.0         |            |
|     | BENCH                   |     | 62        | 2          |            |            |           | 18         |           |           |          |          |           |           |           |          |           |          |          |           | 0.0      | 2           |             |            |
|     | <b>TOTALS</b>           |     | <b>62</b> | <b>181</b> | <b>297</b> | <b>476</b> | <b>11</b> | <b>618</b> | <b>40</b> | <b>77</b> | <b>9</b> | <b>8</b> | <b>31</b> | <b>35</b> | <b>16</b> | <b>6</b> | <b>13</b> | <b>8</b> | <b>3</b> | <b>23</b> | <b>2</b> | <b>13.0</b> | <b>2023</b> | <b>8.9</b> |

## 2019-20 REGULAR SEASON GOALTENDER STATS

| No. | Goaltender             | GP        | MINS           | W         | L         | SOL      | SO       | EN       | GA         | GAA         | SOGP     | SOW      | SOL      | SOGA     | SOA       | SO%          | SA          | SVS         | SV%          |
|-----|------------------------|-----------|----------------|-----------|-----------|----------|----------|----------|------------|-------------|----------|----------|----------|----------|-----------|--------------|-------------|-------------|--------------|
| 31  | Jonas Johansson        | 22        | 1212:59        | 14        | 4         | 3        | 2        | 1        | 46         | 2.28        | 2        | 0        | 2        | 2        | 6         | 0.667        | 584         | 538         | 0.921        |
| 35  | Andrew Hammond         | 33        | 1922:49        | 16        | 12        | 3        | 4        | 6        | 81         | 2.53        | 3        | 1        | 2        | 2        | 10        | 0.800        | 876         | 795         | 0.908        |
| 1   | * Ukko-Pekka Luukkonen | 10        | 610:16         | 3         | 4         | 3        | 0        | 2        | 32         | 3.15        | 2        | 1        | 1        | 1        | 4         | 0.750        | 253         | 221         | 0.874        |
|     | Empty Net              |           | 31:48          |           |           |          |          |          | 9          |             |          |          |          |          |           |              | 9           |             |              |
|     | <b>Totals</b>          | <b>62</b> | <b>3777:52</b> | <b>33</b> | <b>20</b> | <b>9</b> | <b>6</b> | <b>9</b> | <b>168</b> | <b>2.67</b> | <b>7</b> | <b>2</b> | <b>5</b> | <b>5</b> | <b>20</b> | <b>0.750</b> | <b>1722</b> | <b>1554</b> | <b>0.902</b> |

\* - rookie



# RECORD BOOK SEASON OPENING RESULTS



## SEASON OPENING GAME RESULTS

| Year    | Season Opener            | Home Opener           | Year          | Season Opener          | Home Opener                   |
|---------|--------------------------|-----------------------|---------------|------------------------|-------------------------------|
| 1956-57 | 3-6 @ Cleveland          | 2-2 -Cleveland (OT)   | 1989-90       | 6-5 vs. Utica (OT)     | 6-5 -Utica                    |
| 1957-58 | 5-4 @ Buffalo            | 2-4 -Hershey          | 1990-91       | 3-5 vs. Newmarket      | 3-5 -Newmarket                |
| 1958-59 | 2-3 @ Buffalo (OT)       | 8-3 -Cleveland        | 1991-92       | 2-5 vs. Adirondack     | 2-5 -Adirondack               |
| 1959-60 | 2-0 vs. Quebec           | 2-0 -Quebec           | 1992-93       | 7-3 @ Hamilton         | 5-6 -Utica                    |
| 1960-61 | 4-6 @ Buffalo (OT)       | 7-1 -Buffalo          | 1993-94       | 2-6 vs. Albany         | 2-6 -Albany                   |
| 1961-62 | 3-2 vs. Buffalo (OT)     | 3-2 -Buffalo          | 1994-95       | 5-1 vs. Adirondack     | 5-1 -Adirondack               |
| 1962-63 | 6-1 vs. Cleveland        | 6-1 -Cleveland        | 1995-96       | 4-5 @ Cape Breton      | 4-2 -Cornwall                 |
| 1963-64 | 9-1 vs. Baltimore        | 9-1 -Baltimore        | 1996-97       | 3-2 @ Providence       | 4-1 -Binghamton               |
| 1964-65 | 2-3 @ Buffalo            | 5-2 -Cleveland        | 1997-98       | 2-1 @ Albany           | 3-2 -Syracuse (@ Buffalo)     |
| 1965-66 | 2-3 @ Providence (OT)    | 3-6 -Quebec           | 1998-99       | 1-2 @ Adirondack       | 7-2 -Hershey                  |
| 1966-67 | 1-3 @ Pittsburgh         | 5-2 -Hershey          | 1999-00       | 6-2 vs. Springfield    | 6-2 -Springfield              |
| 1967-68 | 5-4 @ Buffalo            | 5-1 -Baltimore        | 2000-01       | 3-0 vs. Albany         | 3-0 -Albany                   |
| 1968-69 | 4-1 vs. Quebec           | 4-1 -Quebec           | 2001-02       | 0-3 vs. Bridgeport     | 0-3 -Bridgeport               |
| 1969-70 | 2-2 vs. Montreal         | 2-2 -Montreal         | 2002-03       | 2-2 vs. Albany         | 2-2 vs. Albany                |
| 1970-71 | 3-5 @ Baltimore          | 4-3 -Montreal         | 2003-04       | 2-1 vs. Hamilton       | 2-1 vs. Hamilton              |
| 1971-72 | 3-6 @ Cincinnati         | 4-0 -Baltimore        | 2004-05       | 2-7 vs. Manitoba       | 2-7 vs. Manitoba              |
| 1972-73 | 3-7 vs. Providence       | 3-7 -Providence       | 2005-06       | 8-5 vs. Toronto        | 8-5 vs. Toronto               |
| 1973-74 | 3-3 @ Boston             | 4-9 -Providence       | 2006-07       | 6-0 vs. Albany         | 6-0 vs. Albany                |
| 1974-75 | 4-4 vs. Richmond         | 4-4 -Richmond         | 2007-08       | 6-4 vs. Syracuse       | 6-4 vs. Syracuse              |
| 1975-76 | 6-3 vs. Nova Scotia      | 6-3 -Nova Scotia      | 2008-09       | 3-4 vs. Syracuse       | 3-4 vs. Syracuse              |
| 1976-77 | 3-3 vs. Nova Scotia      | 3-3 -Nova Scotia      | 2009-10       | 2-3 vs. Lake Erie (OT) | 2-3 vs. Lake Erie (OT)        |
| 1977-78 | 4-2 vs. Nova Scotia      | 4-2 -Nova Scotia      | 2010-11       | 4-2 @ Toronto          | 3-4 vs. Hershey               |
| 1978-79 | 7-6 vs. Nova Scotia (OT) | 7-6 -Nova Scotia (OT) | 2011-12       | 2-5 @ Hamilton         | 1-5 vs. Wilkes-Barre/Scranton |
| 1979-80 | 5-3 @ New Haven          | 3-4 -Adirondack (OT)  | 2012-13       | 6-5 vs. Syracuse (SO)  | 6-5 vs. Syracuse (SO)         |
| 1980-81 | 4-4 @ New Haven          | 4-4 -New Haven        | 2013-14       | 1-8 vs. Grand Rapids   | 1-8 vs. Grand Rapids          |
| 1981-82 | 2-2 @ New Brunswick      | 8-3 -Erie             | 2014-15       | 6-1 vs. Adirondack     | 6-1 vs. Adirondack            |
| 1982-83 | 2-4 vs. Baltimore        | 2-4 -Baltimore        | 2015-16       | 6-3 vs. Lake Erie      | 6-3 vs. Lake Erie             |
| 1983-84 | 8-2 vs. New Haven        | 8-2 -New Haven        | 2016-17       | 5-4 vs. Hershey        | 5-4 vs. Hershey               |
| 1984-85 | 6-5 @ Binghamton (OT)    | 3-2 -New Haven        | 2017-18       | 3-1 vs. Syracuse       | 3-1 vs. Syracuse              |
| 1985-86 | 4-3 vs. Binghamton       | 4-3 -Binghamton       | 2018-19       | 2-6 vs. Charlotte      | 2-6 vs. Charlotte             |
| 1986-87 | 5-4 @ Baltimore (SO)     | 5-1 -Binghamton       | 2019-20       | 3-2 (OT) vs. Syracuse  | 3-2 (OT) vs. Syracuse         |
| 1987-88 | 2-4 @ Maine              | 5-3 -Newmarket        | <b>Record</b> | <b>33-24-7</b>         | <b>39-19-6</b>                |
| 1988-89 | 3-7 vs. Hershey          | 3-7 -Hershey          | <b>Goals</b>  | <b>240-219</b>         | <b>263-203</b>                |



# RECORD BOOK ALL-TIME ATTENDANCE FIGURES



## SEASON ATTENDANCE FIGURES FROM 1956-57 TO 2019-20

| Season | Total Attendance | Average Attendance | League Average | Rank |
|--------|------------------|--------------------|----------------|------|
| 56-57  | 177,205          | 5,358              | NA             | NA   |
| 57-58  | 136,841          | 3,910              | NA             | NA   |
| 58-59  | 139,162          | 3,976              | NA             | NA   |
| 59-60  | 144,000          | 4,000              | NA             | NA   |
| 60-61  | 110,000          | 3,056              | NA             | NA   |
| 61-62  | 109,000          | 3,114              | NA             | NA   |
| 62-63  | 119,505          | 3,320              | 4,747          | 9    |
| 63-64  | 120,081          | 3,336              | 4,824          | 8    |
| 64-65  | 153,401          | 4,261              | 4,376          | 4    |
| 65-66  | 189,250          | 5,257              | 4,433          | 3    |
| 66-67  | 178,077          | 4,947              | 4,447          | 3    |
| 67-68  | 195,688          | 5,436              | 4,873          | 3    |
| 68-69  | 158,146          | 4,274              | 4,439          | 4    |
| 69-70  | 141,381          | 3,927              | 4,440          | 6    |
| 70-71  | 146,074          | 4,058              | 4,621          | 6    |
| 71-72  | 138,888          | 3,655              | 5,100          | 9    |
| 72-73  | 197,151          | 5,188              | 4,143          | 3    |
| 73-74  | 201,428          | 5,301              | 3,364          | 1    |
| 74-75  | 209,371          | 5,510              | 4,439          | 2    |
| 75-76  | 180,899          | 4,761              | 3,747          | 2    |
| 76-77  | 172,722          | 4,318              | 3,677          | 3    |
| 77-78  | 186,120          | 4,653              | 3,871          | 1    |
| 78-79  | 141,923          | 3,548              | 3,813          | 6    |
| 79-80  | 166,936          | 4,173              | 3,860          | 4    |
| 80-81  | 165,307          | 4,132              | 3,920          | 4    |
| 81-82  | 197,345          | 4,933              | 3,847          | 3    |
| 82-83  | 218,720          | 5,468              | 3,717          | 1    |
| 83-84  | 220,866          | 5,522              | 3,528          | 1    |
| 84-85  | 255,585          | 6,390              | 3,558          | 1    |
| 85-86  | 243,142          | 6,079              | 3,366          | 1    |
| 86-87  | 242,112          | 6,052              | 3,527          | 1    |
| 87-88  | 254,601          | 6,365              | 3,541          | 1    |
| 88-89  | 255,776          | 6,394              | 3,879          | 1    |
| 89-90  | 260,277          | 6,507              | 4,029          | 1    |
| 90-91  | 255,470          | 6,387              | 3,853          | 1    |
| 91-92  | 242,820          | 6,070              | 3,789          | 1    |
| 92-93  | 222,920          | 5,573              | 4,030          | 3    |
| 93-94  | 225,264          | 5,632              | 4,312          | 4    |
| 94-95  | 244,156          | 6,104              | 4,942          | 4    |
| 95-96  | 243,663          | 6,091              | 4,763          | 5    |
| 96-97  | 231,472          | 5,787              | 5,282          | 7    |
| 97-98  | 253,659          | 6,341              | 5,650          | 6    |
| 98-99  | 336,284          | 8,407              | 5,460          | 2    |
| 99-00  | 337,199          | 8,430              | 6,107          | 2    |
| 00-01  | 341,169          | 8,529              | 5,473          | 2    |
| 01-02  | 307,299          | 7,682              | 5,895          | 6    |
| 02-03  | 265,619          | 6,640              | 5,679          | 9    |
| 03-04  | 297,020          | 7,425              | 5,594          | 6    |
| 04-05  | 337,894          | 8,447              | 5,960          | 5    |
| 05-06  | 279,539          | 6,988              | 5,921          | 7    |
| 06-07  | 293,545          | 7,338              | 5,472          | 6    |
| 07-08  | 273,404          | 6,835              | 5,270          | 6    |
| 08-09  | 163,188          | 4,080              | 5,114          | 20   |
| 09-10  | 169,459          | 4,236              | 5,099          | 17   |
| 10-11  | 154,890          | 3,872              | 5,379          | 25   |
| 11-12  | 212,605          | 5,595              | 5,638          | 13   |
| 12-13  | 239,914          | 6,314              | 5,711          | 10   |
| 13-14  | 205,669          | 5,412              | 5,402          | 15   |
| 14-15  | 234,276          | 6,165              | 5,508          | 8    |
| 15-16  | 230,550          | 6,067              | 5,982          | 13   |
| 16-17  | 202,472          | 5,328              | 5,823          | 17   |
| 17-18  | 197,394          | 5,195              | 5,899          | 19   |
| 18-19  | 199,997          | 5,263              | 5,799          | 18   |
| 19-20* | 149,656          | 4,828              | 5,538          | 21   |

## AMERKS ATTENDANCE

- Total Attendance for 64 years: 13,440,446 (2,460 home games)\*\*
- Average per season: 210,006\*\*
- Seating capacity at the renovated Blue Cross Arena expanded from 7,650 to 11,200 for the 1998-99 season. Current capacity 10,662. Blue Cross Arena single-game high: 11,200 - 4/7/00 vs. Hartford; 3/30/01 vs. Springfield; 4/01/05 vs. Cleveland
- Largest crowd to see an Amerks' home game (First Niagara Center): 19,070 - 12/28/12 vs. Lake Erie
- Second-largest crowd to see an Amerks' home game (HSBC Arena): 17,898 - 12/28/04 vs. Edmonton
- Attendance for the Amerks' first-ever outdoor game (Frontier Field): 11,015 (standing room-only) - 12/13/13 vs. Lake Erie

\* Remainder of the 2019-20 regular season and 2020 Calder Cup Playoffs were canceled on May 11, 2020 due to the COVID-19 pandemic.

\*\*Only 31 home games during 2019-20 season



# RECORD BOOK ALL-TIME TEAM LEADERS



## GAMES PLAYED

| Ranking | Player            | Games Played |
|---------|-------------------|--------------|
| 1       | JODY GAGE         | 653          |
| 2       | DICK GAMBLE       | 569          |
| 3       | NORM ARMSTRONG    | 566          |
| 4       | CHRIS TAYLOR      | 519          |
| 5       | DARRYL SLY        | 517          |
| 6       | STAN SMRKE        | 513          |
| 7       | SCOTT METCALFE    | 499          |
| 8       | BRONCO HORVATH    | 473          |
| 9       | GERRY EHMAN       | 465          |
| 10      | DAN FRAWLEY       | 456          |
| 11      | LES DUFF          | 399          |
| 12      | DON CHERRY        | 390          |
| 13      | RANDY CUNNEYWORTH | 377          |
| 14      | DOUG JANIK        | 376          |
| 15      | NORM MILLEY       | 367          |
| 16      | JIM JACKSON       | 360          |
| 17      | GEORDIE ROBERTSON | 359          |
| 18      | DAVE FENYVES      | 358          |
| 19      | DEAN MELANSON     | 353          |
| 20      | DON McSWEEN       | 348          |

## GOALS

| Ranking | Player            | Goals |
|---------|-------------------|-------|
| 1       | JODY GAGE         | 351   |
| 2       | DICK GAMBLE       | 300   |
| 3       | GERRY EHMAN       | 237   |
| 4       | BRONCO HORVATH    | 199   |
| 5       | STAN SMRKE        | 197   |
| 6       | NORM ARMSTRONG    | 166   |
| 7       | GEORDIE ROBERTSON | 164   |
| 8       | MAL DAVIS         | 155   |
| 9       | BOB MONGRAIN      | 153   |
| 10      | CHRIS TAYLOR      | 142   |
| 11      | SCOTT METCALFE    | 137   |
| 12      | BARRY MERRELL     | 134   |
|         | JIM PAPPIN        | 134   |
| 14      | RON GARWASIUK     | 130   |
| 15      | GORDIE CLARK      | 123   |
| 16      | CRAIG CHARRON     | 121   |
| 17      | CLAUDE VERRET     | 111   |
| 18      | KEN PRIESTLAY     | 102   |
| 19      | RANDY CUNNEYWORTH | 101   |
| 20      | STEVE LANGDON     | 97    |

## PENALTY MINUTES

| Ranking | Player         | Penalty Minutes |
|---------|----------------|-----------------|
| 1       | SCOTT METCALFE | 1,424           |
| 2       | JIM HOFFORD    | 1,212           |
| 3       | DAN FRAWLEY    | 1,060           |
| 4       | SEAN McMORROW  | 1,015           |
| 5       | NORM ARMSTRONG | 983             |
| 6       | DEAN MELANSON  | 850             |
| 7       | SCOTT NICHOL   | 813             |
| 8       | ROB RAY        | 796             |
| 9       | RUMUN NDUR     | 795             |
| 10      | CHRIS LANGEVIN | 750             |
| 11      | ANDREW PETERS  | 733             |
| 12      | DOUG JANIK     | 686             |
| 13      | KEVIN KERR     | 680             |
| 14      | DOUG HOUDA     | 669             |
| 15      | BRAD RUBACHUK  | 665             |
| 16      | RON GARWASIUK  | 653             |
| 17      | BRAD MILLER    | 642             |
| 18      | SEAN O'DONNELL | 637             |
| 19      | RAY MALUTA     | 608             |
| 20      | LOU CRAWFORD   | 589             |

## POINTS

| Ranking | Player            | Points |
|---------|-------------------|--------|
| 1       | JODY GAGE         | 728    |
| 2       | DICK GAMBLE       | 565    |
| 3       | BRONCO HORVATH    | 542    |
| 4       | GERRY EHMAN       | 520    |
| 5       | CHRIS TAYLOR      | 481    |
| 6       | STAN SMRKE        | 436    |
| 7       | GEORDIE ROBERTSON | 395    |
| 8       | NORM ARMSTRONG    | 391    |
| 9       | SCOTT METCALFE    | 349    |
| 10      | BOB MONGRAIN      | 339    |
| 11      | BARRY MERRELL     | 321    |
| 12      | CRAIG CHARRON     | 311    |
| 13      | RON GARWASIUK     | 308    |
| 14      | GORDIE CLARK      | 302    |
| 15      | JIM JACKSON       | 298    |
| 16      | MAL DAVIS         | 287    |
| 17      | TODD SIMON        | 268    |
| 18      | CLAUDE VERRET     | 259    |
| 19      | JIM PAPPIN        | 258    |

## ASSISTS

| Ranking | Player            | Assists |
|---------|-------------------|---------|
| 1       | JODY GAGE         | 377     |
| 2       | BRONCO HORVATH    | 343     |
| 3       | CHRIS TAYLOR      | 339     |
| 4       | GERRY EHMAN       | 283     |
| 5       | DICK GAMBLE       | 265     |
| 6       | STAN SMRKE        | 239     |
| 7       | GEORDIE ROBERTSON | 231     |
| 8       | NORM ARMSTRONG    | 225     |
| 9       | SCOTT METCALFE    | 211     |
| 10      | JIM JACKSON       | 205     |
| 11      | CRAIG CHARRON     | 190     |
| 12      | BARRY MERRELL     | 187     |
| 13      | BOB MONGRAIN      | 186     |
| 14      | TODD SIMON        | 183     |
| 15      | GORDIE CLARK      | 179     |
| 16      | RON GARWASIUK     | 178     |
| 17      | DOMINIC PITTIS    | 171     |
| 18      | DON McSWEEN       | 170     |
| 19      | STEVE KRAFTCHECK  | 156     |
|         | PHIL VARONE       | 156     |

## GOALTENDING WINS

| Ranking | Player           | Goaltending Wins |
|---------|------------------|------------------|
| 1       | BOBBY PERREULT   | 108              |
| 2       | GERRY CHEEVERS   | 101              |
| 3       | JACQUES CLOUTIER | 96               |
| 4       | RYAN MILLER      | 92               |
| 5       | DARCY WAKALUK    | 81               |

## COACHING WINS

| Ranking | Coach             | Coaching Wins |
|---------|-------------------|---------------|
| 1       | RANDY CUNNEYWORTH | 340           |
| 2       | JOHN VanBOXMEER   | 337           |
| 3       | JOE CROZIER       | 260           |
| 4       | BRIAN McCUTCHEON  | 128           |
| 5       | MIKE KEENAN       | 116           |



# RECORD BOOK SINGLE-SEASON TEAM RECORDS



## SINGLE-SEASON TEAM RECORDS

| Category                   | Years                              | Record |
|----------------------------|------------------------------------|--------|
| MOST POINTS:               | 2004-05 (51-19-4-6)                | 112    |
| MOST WINS:                 | 1998-99                            | 52     |
| MOST LOSSES:               | 2007-08                            | 52     |
| MOST TIES (no overtime):   | 1969-70                            | 16     |
| MOST TIES:                 | 1993-94, 2001-02                   | 15     |
| MOST HOME POINTS:          | 1987-88 (30-6-4)                   | 64     |
| MOST HOME WINS:            | 1987-88                            | 30     |
| MOST HOME LOSSES:          | 2010-11                            | 22     |
| MOST HOME TIES:            | 1969-70, 2002-03                   | 9      |
| MOST ROAD POINTS:          | 1998-99 (25-10-4-1)                | 55     |
| MOST ROAD WINS:            | 1998-99, 2018-19 (25-9-3-1)        | 25     |
| MOST ROAD LOSSES:          | 1962-63                            | 30     |
| MOST ROAD TIES:            | 2001-02                            | 9      |
| FEWEST POINTS:             | 1969-70 (18-38-16)                 | 52     |
| FEWEST WINS:               | 1969-70                            | 18     |
| FEWEST LOSSES:             | 1964-65, 1965-66, 1973-74          | 21     |
| FEWEST TIES (no overtime): | 1967-68                            | 9      |
| FEWEST TIES:               | 1963-64, 1983-84                   | 2      |
| FEWEST HOME POINTS:        | 2010-11 (14-22-4)                  | 34     |
| FEWEST HOME WINS:          | 1969-70, 2010-11 (14-22-4)         | 14     |
| FEWEST HOME LOSSES:        | 1965-66                            | 4      |
| FEWEST HOME TIES:          | 1959-60, 1964-65                   | 0      |
| FEWEST ROAD POINTS:        | 1962-63 (4-30-2)                   | 10     |
| FEWEST ROAD WINS:          | 1962-63, 1969-70                   | 4      |
| FEWEST ROAD LOSSES:        | 1998-99                            | 11     |
| FEWEST ROAD TIES:          | 1956-57, 1963-64, 1983-84          | 1*     |
| MOST SHOOTOUT WINS:        | 2012-13                            | 10     |
| MOST SHOOTOUT LOSSES:      | 2008-09                            | 8      |
| FEWEST SHOOTOUT LOSSES:    | 2009-10, 2012-13, 2014-15, 2015-16 | 1      |
| MOST SCORING POINTS:       | 1982-83                            | 1,043  |

## SINGLE-SEASON TEAM RECORDS continued

| Category                     | Years                            | Record |
|------------------------------|----------------------------------|--------|
| MOST GOALS SCORED:           | 1982-83                          | 389    |
| MOST ASSISTS:                | 1982-83                          | 654    |
| MOST POWER-PLAY GOALS:       | 1992-93                          | 109    |
| MOST SHORTHANDED GOALS:      | 1982-83, 1988-89, 1989-90        | 19     |
| MOST HOME GOALS:             | 1982-83                          | 220    |
| FEWEST GOALS SCORED:         | 2019-20                          | 181**  |
| MOST PENALTY MINUTES:        | 1995-96                          | 2,588  |
| FEWEST PENALTY MINUTES:      | 2019-20                          | 618**  |
| MOST GOALS SCORED AGAINST:   | 1978-79                          | 349    |
| FEWEST GOALS SCORED AGAINST: | 2019-20                          | 173**  |
|                              | 1998-99                          | 176*   |
| FEWEST ROAD GOALS AGAINST:   | 1998-99                          | 86*    |
| MOST FORTY GOAL SCORERS:     | 1974-75, 1982-83, 1989-90        | 3      |
| MOST THIRTY GOAL SCORERS:    | 1964-65, 1981-82, 1982-83        | 5      |
| MOST TWENTY GOAL SCORERS:    | 1973-74, 1977-78, 1982-83        | 8      |
| MOST SHUTOUTS:               | 2004-05                          | 9      |
|                              | (Ryan Miller - 8, Tom Askey - 1) |        |
| LONGEST WINNING STREAK:      | Oct. 11-Nov. 2, 1984             | 11     |
|                              | April 14-May 19, 1996            |        |
|                              | Oct. 12-Nov. 10, 2009            |        |
| LONGEST HOME WIN STREAK:     | Dec. 17, 2004-Mar. 4, 2005       | 17     |
| LONGEST UNBEATEN STREAK:     | 1965-66 (13-0-1)                 | 14     |
|                              | Oct. 24-Dec. 4, 1965             |        |
|                              | 1999-2000 (12-0-2)               |        |
|                              | Feb. 6-Mar. 10, 2000             |        |
| LONGEST LOSING STREAK:       | Feb. 6-Feb. 21, 1981             | 10     |
|                              | Oct. 2-Oct. 29, 1988             |        |
|                              | Dec. 1-Dec. 26, 2007             |        |
| LONGEST WINLESS STREAK:      | Mar. 20-Apr. 5, 1970 (0-10-4)    | 14     |

\*AHL Record

\*\* Only 31 home games during the 2019-20 regular season





# RECORD BOOK TEAM GAME RECORDS



## TEAM GAME RECORDS

| Category                 | Game   | Record |
|--------------------------|--|--------|
| MOST GOALS:              | vs. Cleveland<br>Nov. 24, 1966   | 14     |
| MOST GOALS ON ROAD:      | vs. Springfield<br>April 1, 1972   | 10     |
|                          | vs. Fredericton<br>Nov. 24, 1981   |        |
|                          | vs. Maine<br>Dec. 29, 1982   |        |
| MOST ASSISTS:            | vs. St. Catharines<br>April 7, 1985  | 25     |
| MOST POINTS:             | vs. St. Catharines<br>April 7, 1985  | 38     |
| MOST TOTAL GOALS:        | Rochester 14 - Cleveland 6<br>Nov. 24, 1966  | 20     |
| GREATEST WINNING MARGIN: | Rochester 13 - New Haven 1<br>Jan. 17, 1975  | 12     |
| GREATEST LOSING MARGIN:  | Rochester 3 - Providence 15<br>Feb. 13, 1972   | 12     |
|                          | Rochester 1 - Nova Scotia 13<br>Feb. 15, 1980  |        |
|                          | Rochester 0 - Baltimore 12<br>Nov. 23, 1984  |        |
| SCORELESS TIES:          | vs. Buffalo, Nov. 7, 1964<br>vs. Pittsburgh, Mar. 31, 1967<br>vs. Baltimore, Feb. 26, 1971<br>vs. Richmond, Feb. 11, 1972<br>vs. Virginia, Jan. 27, 1974<br>at Halifax, Nov. 20, 1991<br>vs. Adirondack, Nov. 10, 1997 |        |

## SEASON TEAM RECORDS

| Category                                      | Year  | Record |
|---|---|--------|
| DIVISION CHAMPIONSHIPS:                       | 1964-65, 1965-66, 1967-68<br>1973-74, 1977-78, 1982-83<br>1986-87, 1989-90, 1990-91<br>1996-97, 1998-99, 1999-2000,<br>2000-01, 2004-05 | 14     |
| OVERALL REGULAR SEASON<br>POINT CHAMPIONSHIP: | 1964-65, 1967-68, 1973-74<br>1982-83, 1990-91, 2004-05  | 6      |
| CALDER CUP CHAMPIONSHIPS:                     | 1964-65, 1965-66, 1967-68<br>1982-83, 1986-87, 1995-96  | 6      |



# RECORD BOOK SINGLE-SEASON INDIVIDUAL RECORDS



## SINGLE-SEASON INDIVIDUAL RECORDS

| Category                    | Player            | Record | Year       |
|-----------------------------|-------------------|--------|------------|
| MOST GOALS:                 | Paul Gardner      | 61     | (1985-86)  |
| MOST ASSISTS:               | Geordie Robertson | 73     | (1982-83)  |
| MOST POINTS:                | Geordie Robertson | 119    | (1982-83)  |
| MOST PENALTY MINUTES:       | Rob Ray           | 446    | (1988-89)  |
| MOST GOALS BY CENTER:       | Paul Gardner      | 61     | (1985-86)  |
| MOST ASSISTS BY CENTER:     | Geordie Robertson | 73     | (1982-83)  |
| MOST POINTS BY CENTER:      | Geordie Robertson | 119    | (1982-83)  |
| MOST GOALS BY RIGHT WING:   | Jody Gage         | 60     | (1987-88)  |
| MOST ASSISTS BY RIGHT WING: | Ed Litzenberger   | 61     | (1964-65)  |
| MOST POINTS BY RIGHT WING:  | Jody Gage         | 104    | (1987-88)  |
| MOST GOALS BY LEFT WING:    | Murray Kuntz      | 51     | (1973-74)  |
| MOST ASSISTS BY LEFT WING:  | Stan Smrke        | 59     | (1964-65)  |
| MOST POINTS BY LEFT WING:   | Dick Gamble       | 98     | (1965-66)  |
|                             | Mike Donnelly     | 98     | (1989-90)  |
| MOST GOALS BY DEFENSEMAN:   | Zach Redmond      | 21     | (2018-19)  |
|                             | Rick Pagnutti     | 18     | (1972-73)  |
| MOST ASSISTS BY DEFENSEMAN: | Bob Hess          | 58     | (1980-81)  |
| MOST POINTS BY DEFENSEMAN:  | Bob Hess          | 75     | (1980-81)  |
| MOST GOALS BY GOALTENDER:   | Darcy Wakaluk     | 1      | (1987-88)* |
|                             | Robb Stauber      | 1      | (1995-96)  |
| MOST ASSISTS BY GOALTENDER: | Darcy Wakaluk     | 7      | (1989-90)* |
| MOST POINTS BY GOALTENDER:  | Darcy Wakaluk     | 7      | (1989-90)* |

## SINGLE-SEASON INDIVIDUAL RECORDS

| Category                     | Player          | Record   | Year       |
|------------------------------|-----------------|----------|------------|
| MOST PIMs BY CENTER:         | Brad Rubachuk   | 246      | (1993-94)  |
| MOST PIMs BY RIGHT WING:     | Kevin Kerr      | 352      | (1987-88)  |
| MOST PIMs BY LEFT WING:      | Rob Ray         | 446      | (1988-89)  |
| MOST PIMs BY DEFENSEMAN:     | Jim Hofferd     | 322      | (1987-88)  |
| MOST PIMs BY GOALTENDER:     | Jim Pettie      | 55       | (1976-77)  |
| MOST GOALS BY A ROOKIE:      | Thomas Vanek    | 42       | (2004-05)  |
|                              | Donald Audette  | 42       | (1989-90)  |
| MOST ASSISTS BY A ROOKIE:    | Todd Simon      | 66       | (1992-93)  |
| MOST POINTS BY A ROOKIE:     | Peter Ciavaglia | 98       | (1991-92)  |
| MOST PIMs BY A ROOKIE:       | Rob Ray         | 446      | (1988-89)  |
| MOST POWER-PLAY GOALS:       | Thomas Vanek    | 25       | (2004-05)  |
|                              | Paul Gardner    | 25       | (1985-86)  |
| MOST SHORT-HANDED GOALS:     | Gary McAdam     | 11       | (1982-83)* |
| MOST GAME-WINNING GOALS:     | Dean Sylvester  | 10       | (1998-99)  |
| MOST UNASSISTED GOALS:       | Paul O'Neil     | 9        | (1975-76)  |
| LONGEST POINT STREAK:        | Peter Ciavaglia | 25 games | (1992-93)  |
|                              | (22+26=48)      |          |            |
| HIGHEST SHOOTING PERCENTAGE: | Dane Jackson    | 27.0     | (1995-96)* |

\*AHL Record



# RECORD BOOK SINGLE-SEASON INDIVIDUAL GOALTENDER & GAME RECORDS



## SINGLE-SEASON INDIVIDUAL GOALTENDERS RECORDS

| Category                             | Player           | Record | Year       |
|--------------------------------------|------------------|--------|------------|
| MOST GAMES PLAYED BY A GOALTENDER:   | Gerry Cheevers   | 72     | (1964-65)  |
| MOST MINUTES PLAYED BY A GOALTENDER: | Gerry Cheevers   | 4,359  | (1964-65)  |
| MOST WINS BY A GOALTENDER:           | Gerry Cheevers   | 48     | *(1964-65) |
| MOST TIES:                           | Mika Noronen     | 12     | (2001-02)  |
| MOST LOSSES:                         | Ed Walsh         | 27     | (1979-80)  |
|                                      | Jacques Cloutier | 27     | (1980-81)  |
| MOST TIES/SHOOTOUT LOSSES:           | Vince Tremblay   | 8      | (1984-85)  |
| MOST SHUTOUTS BY A GOALTENDER:       | Ryan Miller      | 8      | (2004-05)  |
|                                      | Bob Perreault    | 6      | (1967-68)  |
|                                      | Martin Biron     | 6      | (1998-99)  |
|                                      | Mika Noronen     | 6      | (1999-00)  |
| LOWEST GOALS-AGAINST AVERAGE:        | Martin Biron     | 2.07   | (1998-99)  |
| HIGHEST SAVE PERCENTAGE:             | Martin Biron     | .930   | #(1998-99) |

\*AHL Record #Tied for AHL Record

## AMERKS INDIVIDUAL GAME RECORDS

| Category                      | Record   | Date   |
|-------------------------------|--|--|
| LARGEST CROWD:                | First Niagara Center (Buffalo, NY)<br>19,070   | [12/28/12]<br>(Rochester 3, Lake Erie 1)   |
| MOST GOALS:                   | Jason Pominville 5<br>Donald Audette 5<br>Dave Hynes 5<br>Mal Davis (3) 4<br>Jody Gage (3) 4<br>Geordie Robertson (2) 4<br>Dick Gamble (2) 4<br>Derek Whitmore 4<br>Scott McCrory 4<br>Grant Martin 4<br>Ken Priestlay 4<br>Gates Orlando 4<br>Bill Bennet 4<br>Dave Hynes 4<br>Dave Hrechosky 4<br>Bronco Horvath 4 | (10/21/05)<br>(10/29/89)<br>(1/17/75)<br>(2/14/82, 1/2/83, 10/5/83)<br>(10/18/85, 10/26/85, 3/14/90)<br>(3/7/82, 4/3/83)<br>(10/16/66, 10/29/66)<br>(11/25/11)<br>(11/3/90)<br>(3/29/89)<br>(3/10/89)<br>(3/23/84)<br>(11/3/78)<br>(10/17/75)<br>(12/1/72) |
| TWO FASTEST SHG'S:            | Jody Gage 8 seconds  | (3/25/89)*   |
| MOST ASSISTS:                 | Chris Taylor 6<br>Geordie Robertson 6<br>Ed Litzenberger 6<br>Rudy Migay 6   | (10/21/05)<br>(12/26/83)<br>(1/24/65)<br>(2/6/59)  |
| MOST ASSISTS BY A GOALTENDER: | Lynn Zimmerman 3   | (1972-73)*   |
| MOST POINTS:                  | Darrin Shannon 7<br>Geordie Robertson 7<br>Ed Joyal 7  | (1/31/91)<br>(12/26/83)<br>(2/24/67)   |
| MOST PIM:                     | Wally Weir 54  | (1/16/81)<br>(4 misconducts, 2 majors, 2 minors)   |



# RECORD BOOK 20-GOAL SCORERS



## AMERKS 20 - GOAL SCORERS

### 1956-57

|                 |    |
|-----------------|----|
| Bronco Horvath  | 37 |
| Eddie Mazur     | 24 |
| Paul Mashick    | 24 |
| Gordie Hannigan | 21 |
| Ab McDonald     | 21 |
| Earl Balfour    | 21 |

### 1957-58

|                 |    |
|-----------------|----|
| Ab McDonald     | 30 |
| Earl Balfour    | 27 |
| Eddie Mazur     | 22 |
| Stan Smrke      | 20 |
| Skippy Burchell | 20 |

### 1958-59

|                |    |
|----------------|----|
| Bill Hicke     | 41 |
| Gary Aldcorn   | 37 |
| Cecil Hoekstra | 26 |
| Rudy Migay     | 24 |
| Guy Rousseau   | 20 |

### 1959-60

|                |    |
|----------------|----|
| Stan Smrke     | 40 |
| Bob Nevin      | 32 |
| Pat Hannigan   | 29 |
| Hank Ciesla    | 27 |
| Dave Creighton | 25 |
| Dick Van Impe  | 25 |
| Bill Saunders  | 24 |

### 1960-61

|                |    |
|----------------|----|
| Gerry Ehman    | 32 |
| Hank Ciesla    | 30 |
| Dave Creighton | 30 |
| Guy Rousseau   | 26 |
| Duke Edmondson | 25 |
| Wally Boyer    | 24 |
| Dick Van Impe  | 21 |

### 1961-62

|              |    |
|--------------|----|
| Dick Gamble  | 39 |
| Gerry Ehman  | 29 |
| Jim Pappin   | 28 |
| Bruce Draper | 25 |
| Wally Boyer  | 20 |

### 1962-63

|                |    |
|----------------|----|
| Dick Gamble    | 35 |
| Jim Pappin     | 34 |
| Gerry Ehman    | 30 |
| Gene Ubriaco   | 22 |
| Stan Smrke     | 22 |
| John MacMillan | 22 |

### 1963-64

|                |    |
|----------------|----|
| Gerry Ehman    | 36 |
| Dick Gamble    | 34 |
| Bronco Horvath | 25 |
| Stan Smrke     | 23 |
| Wally Boyer    | 20 |

### 1964-65

|                |    |
|----------------|----|
| Dick Gamble    | 48 |
| Bronco Horvath | 38 |
| Gerry Ehman    | 38 |
| Stan Smrke     | 33 |
| Norm Armstrong | 32 |
| Ed Litzenger   | 25 |
| Wally Boyer    | 20 |

### 1965-66

|                |    |
|----------------|----|
| Dick Gamble    | 47 |
| Gerry Ehman    | 39 |
| Jim Pappin     | 36 |
| Mike Walton    | 35 |
| Bronco Horvath | 27 |

### 1966-67

|                |    |
|----------------|----|
| Dick Gamble    | 46 |
| Gerry Ehman    | 33 |
| Ed Joyal       | 32 |
| Stan Smrke     | 31 |
| Bronco Horvath | 29 |
| Don Blackburn  | 20 |

### 1967-68

|               |    |
|---------------|----|
| Bob Barlow    | 43 |
| Bryan Hextall | 24 |
| Bob Cook      | 22 |
| Dick Gamble   | 20 |

### 1968-69

|                |    |
|----------------|----|
| Ron Ward       | 35 |
| Tom McCarthy   | 31 |
| Dick Gamble    | 30 |
| Norm Armstrong | 29 |

### 1969-70

|                |    |
|----------------|----|
| Norm Armstrong | 30 |
| John Goffon    | 27 |
| Bob Cook       | 26 |
| Rene Robert    | 23 |
| Jack Stanfield | 21 |

### 1970-71

|               |    |
|---------------|----|
| Duke Harris   | 29 |
| Ralph Stewart | 27 |
| Don Blackburn | 25 |
| Ron Ward      | 23 |
| Bob Cook      | 22 |

### 1971-72

|               |    |
|---------------|----|
| Duke Harris   | 27 |
| Bob Walton    | 25 |
| Doug Brindley | 20 |

### 1972-73

|               |    |
|---------------|----|
| Barry Merrell | 32 |
| Bob Kelly     | 27 |
| Gene Sobchuk  | 22 |

### 1973-74

|                |    |
|----------------|----|
| Murray Kuntz   | 51 |
| Barry Merrell  | 28 |
| Bob Ellett     | 26 |
| Gary Bredin    | 26 |
| Art Stratton   | 24 |
| Ron Dussiaume  | 23 |
| Ross Butler    | 21 |
| Larry McKillop | 21 |



# RECORD BOOK 20-GOAL SCORERS



## AMERKS 20 - GOAL SCORERS

### 1974-75

|               |    |
|---------------|----|
| Doug Gibson   | 44 |
| Barry Merrell | 44 |
| Dave Hynes    | 42 |
| Ron Garwasiuk | 36 |
| Gordie Clark  | 22 |

### 1975-76

|               |    |
|---------------|----|
| Dave Hynes    | 37 |
| Paul O'Neil   | 35 |
| Gordie Clark  | 30 |
| Barry Merrell | 28 |
| Rene Drolet   | 23 |

### 1976-77

|               |    |
|---------------|----|
| Doug Gibson   | 41 |
| Gordie Clark  | 34 |
| Ron Garwasiuk | 32 |
| Rick Adduono  | 29 |
| Rene Drolet   | 28 |
| Mike Byers    | 25 |
| Jim Jones     | 24 |

### 1977-78

|                |    |
|----------------|----|
| Rick Adduono   | 38 |
| Gordie Clark   | 37 |
| Steve Langdon  | 30 |
| Ron Garwasiuk  | 29 |
| Earl Anderson  | 26 |
| Rene Drolet    | 24 |
| Sean Shanahan  | 20 |
| Brian McGregor | 20 |

### 1978-79

|                |    |
|----------------|----|
| Bill Bennett   | 33 |
| Brian McGregor | 25 |
| Steve Langdon  | 25 |
| Steve West     | 24 |
| Barry Smith    | 23 |
| Tom Songin     | 21 |
| Daryl Drader   | 20 |

### 1979-80

|                   |    |
|-------------------|----|
| Chris Halyk       | 28 |
| Geordie Robertson | 26 |
| Bob Mongrain      | 25 |
| Paul Crowley      | 24 |
| Joe Kowal         | 20 |

### 1980-81

|                     |    |
|---------------------|----|
| Ron Carter          | 31 |
| Jean-Francois Sauve | 29 |
| Paul Crowley        | 24 |
| Bob Mongrain        | 21 |
| Peter Horachek      | 20 |

### 1981-82

|               |    |
|---------------|----|
| Bob Mongrain  | 37 |
| Chris Halyk   | 36 |
| Kai Suikkanen | 34 |
| Mal Davis     | 32 |
| Gilles Hamel  | 31 |
| Dave Gorman   | 26 |

### 1982-83

|                     |    |
|---------------------|----|
| Geordie Robertson   | 46 |
| Mal Davis           | 43 |
| Gary McAdam         | 40 |
| Kai Suikkanen       | 33 |
| Jean-Francois Sauve | 30 |
| Bob Mongrain        | 29 |
| Yvon Lambert        | 26 |
| Randy Cunneyworth   | 23 |

### 1983-84

|                   |    |
|-------------------|----|
| Mal Davis         | 55 |
| Bob Mongrain      | 41 |
| Claude Verrett    | 39 |
| Geordie Robertson | 37 |
| Yvon Lambert      | 27 |
| Warren Harper     | 25 |

### 1984-85

|                   |    |
|-------------------|----|
| Claude Verret     | 40 |
| Randy Cunneyworth | 30 |
| Warren Harper     | 29 |
| Ted Nolan         | 28 |
| Geordie Robertson | 27 |
| Gates Orlando     | 26 |
| Gary Burns        | 22 |

### 1985-86

|              |    |
|--------------|----|
| Paul Gardner | 61 |
| Jody Gage    | 42 |
| Doug Trapp   | 21 |
| Mal Davis    | 21 |

### 1986-87

|               |    |
|---------------|----|
| Bob Logan     | 30 |
| Don Lever     | 29 |
| Doug Trapp    | 27 |
| Jody Gage     | 26 |
| Gates Orlando | 22 |

### 1987-88

|               |    |
|---------------|----|
| Jody Gage     | 60 |
| Ken Priestlay | 27 |
| Benoit Hogue  | 24 |
| Jim Jackson   | 23 |
| Bob Logan     | 23 |

### 1988-89

|                |    |
|----------------|----|
| Ken Priestlay  | 56 |
| Mike Donnelly  | 32 |
| Jody Gage      | 31 |
| Scott Metcalfe | 20 |
| Kevin Kerr     | 20 |

### 1989-90

|                |    |
|----------------|----|
| Jody Gage      | 45 |
| Mike Donnelly  | 43 |
| Donald Audette | 42 |
| Francois Guay  | 28 |
| Steve Ludzik   | 25 |
| Darrin Shannon | 20 |

### 1990-91

|                |    |
|----------------|----|
| Jody Gage      | 42 |
| Don Biggs      | 31 |
| Scott McCrory  | 27 |
| Darrin Shannon | 26 |
| Joel Savage    | 25 |
| Francois Guay  | 24 |
| Steve Ludzik   | 22 |

### 1991-92

|                 |    |
|-----------------|----|
| Jody Gage       | 40 |
| Peter Ciavaglia | 37 |
| Dan Frawley     | 28 |
| Jiri Sejba      | 27 |
| Jason Winch     | 23 |



# RECORD BOOK 20-GOAL SCORERS



## AMERKS 20 - GOAL SCORERS

### 1992-93

|                 |    |
|-----------------|----|
| Jody Gage       | 40 |
| Peter Ciavaglia | 35 |
| Scott Thomas    | 32 |
| Todd Simon      | 27 |
| Jozef Cierny    | 27 |
| Doug MacDonald  | 25 |
| Jason Young     | 20 |

### 1993-94

|                 |    |
|-----------------|----|
| Todd Simon      | 33 |
| Viktor Gordiouk | 28 |
| Doug MacDonald  | 25 |
| Jason Dawe      | 22 |

### 1994-95

|                 |    |
|-----------------|----|
| Viktor Gordiouk | 31 |
| Jason Dawe      | 27 |
| Todd Simon      | 25 |
| Matthew Barnaby | 21 |
| Doug MacDonald  | 21 |
| Scott Thomas    | 21 |

### 1995-96

|                |    |
|----------------|----|
| Craig Charron  | 43 |
| Dixon Ward     | 38 |
| Dane Jackson   | 27 |
| Barrie Moore   | 26 |
| Rob Conn       | 22 |
| Scott Metcalfe | 21 |

### 1996-97

|                |    |
|----------------|----|
| Terry Yake     | 34 |
| Scott Metcalfe | 32 |
| Craig Charron  | 24 |
| Dane Jackson   | 24 |
| Vaclav Varada  | 23 |
| Scott Nichol   | 22 |
| Curtis Brown   | 22 |

### 1997-98

|               |    |
|---------------|----|
| Vaclav Varada | 30 |
| Craig Charron | 25 |

### 1998-99

|                |    |
|----------------|----|
| Domenic Pittis | 38 |
| Dean Sylvester | 35 |
| Mike Harder    | 31 |
| Craig Fisher   | 29 |
| Matt Davidson  | 26 |

### 1999-00

|                |    |
|----------------|----|
| Denis Hamel    | 30 |
| Jeremy Adduono | 23 |
| Jason Cipolla  | 23 |
| Chris Taylor   | 21 |
| Darren VanOene | 20 |

### 2000-01

|                 |    |
|-----------------|----|
| Jeremy Adduono  | 24 |
| Francois Methot | 22 |
| Norm Milley     | 20 |
| Joe Murphy      | 20 |
| Chris Taylor    | 20 |

### 2001-02

|                 |    |
|-----------------|----|
| Christian Matte | 22 |
| Chris Taylor    | 21 |
| Norm Milley     | 20 |

### 2002-03

|                 |    |
|-----------------|----|
| Jason Botterill | 37 |
| Denis Hamel     | 27 |

### 2003-04

|                  |    |
|------------------|----|
| Jason Pominville | 34 |
| Domenic Pittis   | 20 |

### 2004-05

|                  |    |
|------------------|----|
| Thomas Vanek     | 42 |
| Jason Pominville | 30 |
| Chris Taylor     | 21 |

### 2005-06

|                  |    |
|------------------|----|
| Chris Thorburn   | 23 |
| Clarke MacArthur | 21 |

### 2006-07

|                  |    |
|------------------|----|
| Michael Ryan     | 28 |
| Mark Mancari     | 23 |
| Drew Stafford    | 22 |
| Clarke MacArthur | 21 |

### 2007-08

|              |    |
|--------------|----|
| Mark Mancari | 21 |
| Stefan Meyer | 21 |
| Dylan Hunter | 20 |

### 2008-09

|              |    |
|--------------|----|
| Karl Stewart | 20 |
|--------------|----|

### 2009-10

|               |    |
|---------------|----|
| Jeff Taffe    | 28 |
| Jamie Johnson | 27 |
| Michal Repik  | 22 |
| Graham Mink   | 20 |

### 2010-11

|              |    |
|--------------|----|
| Michael Duco | 20 |
|--------------|----|

### 2011-2012

|                 |    |
|-----------------|----|
| Derek Whitmore  | 28 |
| Paul Szczechura | 21 |

### 2012-13

|              |    |
|--------------|----|
| Mark Mancari | 22 |
|--------------|----|

### 2013-14

|           |    |
|-----------|----|
| Luke Adam | 29 |
|-----------|----|

### 2014-15

None

### 2015-16

|                |    |
|----------------|----|
| Eric O'Dell    | 25 |
| Cole Schneider | 21 |
| Justin Bailey  | 20 |

### 2016-17

|                |    |
|----------------|----|
| Nick Baptiste  | 25 |
| Cole Schneider | 24 |
| Justin Bailey  | 23 |

### 2017-18

None

### 2018-19

|                 |    |
|-----------------|----|
| Victor Olofsson | 30 |
| C.J. Smith      | 28 |
| Taylor Leier    | 22 |
| Zach Redmond    | 21 |
| Wayne Simpson   | 21 |
| Danny O'Regan   | 20 |



# RECORD BOOK 20-GOAL SCORERS



## AMERKS 20 - GOAL SCORERS

**2019-20\***  
None

\* Remainder of the 2019-20 regular season and 2020 Calder Cup Playoffs were canceled on May 11, 2020 due to the COVID-19 pandemic.



# RECORD BOOK 85-POINT PERFORMANCE



## 85 - POINT PERFORMANCE

| YEAR         | PLAYER                | GP        | G         | A         | PTS        |
|--------------|-----------------------|-----------|-----------|-----------|------------|
| 82-83        | Geordie Robertson     | 72        | 46        | 73        | 119        |
| <b>74-75</b> | <b>Doug Gibson</b>    | <b>75</b> | <b>44</b> | <b>72</b> | <b>116</b> |
| <b>85-86</b> | <b>Paul Gardner</b>   | <b>71</b> | <b>61</b> | <b>51</b> | <b>112</b> |
| 64-65        | Bronco Horvath        | 72        | 38        | 68        | 106        |
| 87-88        | Jody Gage             | 76        | 60        | 44        | 104        |
| <b>98-99</b> | <b>Domenic Pittis</b> | <b>76</b> | <b>38</b> | <b>66</b> | <b>104</b> |
| 83-84        | Mal Davis             | 71        | 55        | 48        | 103        |
| 92-93        | Peter Ciavaglia       | 64        | 35        | 67        | 102        |
| 96-97        | Terry Yake            | 78        | 34        | 67        | 101        |
| 85-86        | Jody Gage             | 73        | 42        | 57        | 99         |
| 82-83        | Jean-Francois Sauve   | 73        | 30        | 69        | 99         |
| <b>65-66</b> | <b>Dick Gamble</b>    | <b>71</b> | <b>47</b> | <b>51</b> | <b>98</b>  |
| 89-90        | Mike Donnelly         | 68        | 43        | 55        | 98         |
| <b>77-78</b> | <b>Rick Adduono</b>   | <b>76</b> | <b>38</b> | <b>60</b> | <b>98</b>  |
| 91-92        | Peter Ciavaglia       | 77        | 37        | 61        | 98         |
| 76-77        | Doug Gibson           | 78        | 41        | 56        | 97         |
| <b>58-59</b> | <b>Billy Hicke</b>    | <b>69</b> | <b>41</b> | <b>56</b> | <b>97</b>  |
| 95-96        | Craig Charron         | 72        | 43        | 52        | 95         |
| 67-68        | Bob Barlow            | 72        | 43        | 52        | 95         |
| 73-74        | Art Stratton          | 76        | 24        | 71        | 95         |
| 95-96        | Dixon Ward            | 71        | 38        | 56        | 94         |
| 88-89        | Ken Priestlay         | 64        | 56        | 37        | 93         |
| 84-85        | Claude Verret         | 76        | 40        | 53        | 93         |
| 92-93        | Todd Simon            | 67        | 27        | 66        | 93         |
| 64-65        | Stan Smrke            | 71        | 33        | 59        | 92         |
| 83-84        | Geordie Robertson     | 64        | 37        | 54        | 91         |
| 83-84        | Claude Verrett        | 65        | 39        | 51        | 90         |
| 94-95        | Todd Simon            | 69        | 25        | 65        | 90         |
| 89-90        | Donald Audette        | 70        | 42        | 46        | 88         |
| 65-66        | Gerry Ehman           | 70        | 39        | 49        | 88         |
| 77-78        | Gordie Clark          | 75        | 37        | 51        | 88         |
| 90-91        | Don Biggs             | 65        | 31        | 57        | 88         |
| 64-65        | Gerry Ehman           | 70        | 38        | 49        | 87         |
| 65-66        | Jim Pappin            | 63        | 36        | 51        | 87         |
| 73-74        | Barry Merrell         | 75        | 28        | 59        | 87         |
| 65-66        | Mike Walton           | 68        | 35        | 51        | 86         |
| 64-65        | Ed Litzenberger       | 72        | 25        | 61        | 86         |
| 74-75        | Barry Merrell         | 74        | 44        | 41        | 85         |
| 90-91        | Jody Gage             | 73        | 42        | 43        | 85         |
| 83-84        | Bob Mongrain          | 78        | 41        | 44        | 85         |
| <b>63-64</b> | <b>Gerry Ehman</b>    | <b>66</b> | <b>36</b> | <b>49</b> | <b>85</b>  |
| 93-94        | Todd Simon            | 55        | 33        | 52        | 85         |

Performances in bold won the John B. Sollenberger Trophy as the AHL's leading scorer.





PLAYOFFS

ROCHESTER AMERICANS MEDIA GUIDE



# PLAYOFFS PLAYOFF NOTES



## ALL-TIME PLAYOFF NOTES

### 46 Playoffs

|                    |                 |                     |
|--------------------|-----------------|---------------------|
| 84 Series:         | 44 wins         | 40 losses           |
| 417 Games Played:  | 212 wins        | 205 losses          |
| 208 Home Games:    | 126 wins        | 82 losses           |
| 209 Away Games:    | 88 wins         | 121 losses          |
| 70 Overtime Games: | 29 wins         | 41 losses           |
| 33 Home OT Games:  | 18 wins         | 15 losses           |
| 37 OT Away Games:  | 11 wins         | 26 losses           |
| Scoring Breakdown: | 1,384 goals for | 1,320 goals against |
| Home:              | 763 goals for   | 633 goals against   |
| Away:              | 621 goals for   | 687 goals against   |

Number of Games Opponents Shut Out: 19

Number of Games Were Shut Out by Opponents: 15

6 – CALDER CUP CHAMPIONSHIPS: 1964-65 vs. Hershey, 1965-66 vs. Cleveland, 1967-68 vs. Quebec, 1982-83 vs. Maine, 1986-87 vs. Sherbrooke, 1995-96 vs. Portland

10 – Calder Cup Runners-up: 1956-57 vs. Cleveland, 1959-60, 1989-90, 1990-91 vs. Springfield, 1966-67 vs. Pittsburgh, 1976-77 vs. Nova Scotia, 1983-84 vs. Maine, 1992-93 vs. Cape Bretons, 1998-99 vs. Providence, 1999-00 vs. Hartford

First Place Teams to Win Playoffs: 1964-65, 1965-66, 1967-68, 1982-83, 1986-87

## AMERKS LEADERS IN PLAYOFF SCORING - CALDER CUP YEARS

| Year    | Player        | GP | G  | A  | PTS |
|---------|---------------|----|----|----|-----|
| 1964-65 | Billy Harris  | 10 | 5  | 12 | 17  |
| 1965-66 | Mike Walton   | 12 | 8  | 4  | 12  |
| 1982-83 | J-F Sauve     | 16 | 7  | 21 | 28  |
| 1986-87 | Gates Orlando | 18 | 9  | 13 | 22  |
| 1990-91 | Don Biggs     | 15 | 9  | 14 | 23  |
| 1995-96 | Dixon Ward    | 19 | 11 | 24 | 35  |



# PLAYOFFS PLAYOFF NOTES



## AMERKS PLAYOFF RECORDS

|   |  |  |
|---|--|--|
| <b>All-time leading scorer:</b>                                     | Jody Gage                                | 81 GP 36+43=79   |
| <b>Most goals scored in one playoff:</b>                            | Sean McKenna<br>Jody Gage<br>J.P. Dumont | 14 goals in 16 games (1982-83)<br>14 goals in 17 games (1986-87)<br>14 goals in 21 games (1999-00) |
| <b>Most goals by a rookie in one playoff:</b>                       | Sean McKenna                             | 14 goals in 16 games (1982-83, tied AHL Record)  |
| <b>Most assists in one playoff:</b>                                 | Domenic Pittis                           | 26 in 21 games (1999-00) (Tied AHL Record)   |
| <b>Most points in one playoff:</b>                                  | Dixon Ward                               | 35 points in 19 games (1995-96)  |
| <b>Most wins by a goaltender in one playoff:</b>                    | Steve Shields                            | 15 (1995-96) (Tied AHL Record)   |
| <b>Most losses by a goaltender in one playoff:</b>                  | Jacques Cloutier                         | 9 (1983-84)  |
| <b>Most shutouts in one playoff:</b>                                | Mika Noronen                             | 6 (1999-00) (AHL Record)   |
| <b>Lowest GAA in one playoff (minimum of 5 games):</b>              | Mika Noronen                             | 1.80 (1999-00)   |
| <b>Highest Save Percentage in one playoff (minimum of 5 games):</b> | Mika Noronen                             | .935 (1999-00)   |
| <b>Most defeats in succession in one playoff – 4</b>                |  | 1973-74, 1975-76, 1979-80, 1984-85, 1990-91, 1992-93, 1993-94                                      |

**Biggest Comeback:** 1959-60 playoff series, down 3-0 vs. Cleveland and won series 4-3. The 1959-60 edition of the Rochester Americans was the first team to win a best-of-seven series after losing the first three games. The Amerks fell behind the Cleveland Barons, 3-0, in the semifinals of the Calder Cup playoffs in '59-60. After losing 2-0, 2-1 and 7-5, the Amerks recorded 5-3, 4-1, 5-3 and 4-1 victories. The Amerks went on to lose the final to Springfield, 4-1. Adirondack (Red Wings) came back against Hershey to win its series 4-3 after being down 3-0 in the 1988-89 playoffs.

\*AHL Record



## AMERKS CALDER CUP CHAMPIONSHIP TEAMS

**1964-65 Rochester Americans:** Coach Joe Crozier, Al Arbour, Norman "Red" Armstrong, Wally Boyer, Don Cherry, Les Duff, Gerry Ehman, Dick Gamble, Billy Harris, Larry Hillman, Bronco Horvath, Ed Litzenberger, Jim Pappin, Duane Rupp, Darryl Sly, Stan Smrke, Gerry Cheevers (G)

**1965-66 Rochester Americans:** Coach Joe Crozier, Al Arbour, Norman "Red" Armstrong, Don Cherry, Brian Conacher, Les Duff, Gerry Ehman, Darryl Edestrand, Dick Gamble, Bronco Horvath, Larry Jeffrey, Ed Litzenberger, Jim Pappin, Duane Rupp, Darryl Sly, Stan Smrke, Bobby Perreault (G), Gary Smith (G)

**1967-68 Rochester Americans:** Coach Joe Crozier, Norman "Red" Armstrong, Bob Barlow, Don Cherry, Bob Cook, Les Duff, Dick Gamble, Murray Hall, George Harris, Bryan Hextall, Bronco Horvath, Don Johns, Len Lunde, Jim McKenny, Jim Pappin, Marc Reaume, Darryl Sly, Ted Taylor, Bobby Perreault (G), Carl Wetzel (G)

**1982-83 Rochester Americans:** Coach Mike Keenan, Lou Crawford, Randy Cunneyworth, Steve Dykstra, Clint Fehr, Jere Gilles, Val James, Don Keller, Yvon Lambert, Chris Langevin, Heikki Leime, Gary McAdam, Sean McKenna, Mike Moller, Bob Mongrain, Daniel Naud, Geordie Robertson, Dirk Rueter, Jean-Francois Sauve, Venci Sebek, Kai Suikkonen, Kari Souraniemi, Jim Wiemer, Jacques Cloutier (G), Paul Harrison (G)

**1986-87 Rochester Americans:** Coach John Van Boxmeer, Mikael Andersson, Jack Brownschidle, Paul Brydges, Al Conroy, Richie Dunn, Jay Fraser, Dave Fenyves (Playoff MVP), Jody Gage, Richard Hajdu, Bob Halkidis, Jim Hofford, Benoit Hogue, Jim Jackson, Don Lever, Bob Logan, Gates Orlando, Jayson Meyer, Jeff Parker, Ken Priestlay, Andy Ristau, Ray Sheppard, Doug Trapp, Claude Verret, Daren Puppa (G), Darcy Wakaluk (G)

**1995-96 Rochester Americans:** Coach John Tortorella, Curtis Brown, Craig Charron, Jason Cirone, Rob Conn, David Cooper, Scott Feasby, Dan Frawley, Terry Hollinger, Brian Holzinger, Doug Houda, Dane Jackson, Steve Junker, Sergei Klimentiev, Jamie Leach, Dean Melanson, Scott Metcalfe, Barrie Moore, Rumun Ndur, Scott Nichol, Wayne Primeau, Vaclav Varada, Dixon Ward (Playoff MVP), Bob Westerby, Shayne Wright, John Blue (G), Steve Shields (G)





# PLAYOFFS CALDER CUP CHAMPIONS



## CALDER CUP CHAMPIONS

| Season  | Champion              | Losing Finalist       | Series |
|---------|-----------------------|-----------------------|--------|
| 1936-37 | Syracuse Stars        | Philadelphia Ramblers | 3-1    |
| 1937-38 | Providence Reds       | Syracuse Stars        | 3-1    |
| 1938-39 | Cleveland Barons      | Philadelphia Ramblers | 3-1    |
| 1939-40 | Providence Reds       | Pittsburgh Hornets    | 3-0    |
| 1940-41 | Cleveland Barons      | Hershey Bears         | 3-2    |
| 1941-42 | Indianapolis Capitals | Hershey Bears         | 3-2    |
| 1942-43 | Buffalo Bisons        | Indianapolis Capitals | 3-0    |
| 1943-44 | Buffalo Bisons        | Cleveland Barons      | 4-0    |
| 1944-45 | Cleveland Barons      | Hershey Bears         | 4-2    |
| 1945-46 | Buffalo Bisons        | Cleveland Barons      | 4-0    |
| 1946-47 | Hershey Bears         | Pittsburgh Hornets    | 4-3    |
| 1947-48 | Cleveland Barons      | Buffalo Bisons        | 4-0    |
| 1948-49 | Providence Reds       | Hershey Bears         | 4-3    |
| 1949-50 | Indianapolis Capitals | Cleveland Barons      | 4-0    |
| 1950-51 | Cleveland Barons      | Pittsburgh Hornets    | 4-3    |
| 1951-52 | Pittsburgh Hornets    | Providence Reds       | 4-2    |
| 1952-53 | Cleveland Barons      | Pittsburgh Hornets    | 4-3    |
| 1953-54 | Cleveland Barons      | Hershey Bears         | 4-2    |
| 1954-55 | Pittsburgh Hornets    | Buffalo Bisons        | 4-2    |
| 1955-56 | Providence Reds       | Cleveland Barons      | 4-0    |
| 1956-57 | Cleveland Barons      | Rochester Americans   | 4-1    |
| 1957-58 | Hershey Bears         | Springfield Indians   | 4-2    |
| 1958-59 | Hershey Bears         | Buffalo Bisons        | 4-2    |
| 1959-60 | Springfield Indians   | Rochester Americans   | 4-1    |
| 1960-61 | Springfield Indians   | Hershey Bears         | 4-0    |
| 1961-62 | Springfield Indians   | Buffalo Bisons        | 4-1    |
| 1962-63 | Buffalo Bisons        | Hershey Bears         | 4-3    |
| 1963-64 | Cleveland Barons      | Quebec Aces           | 4-0    |
| 1964-65 | Rochester Americans   | Hershey Bears         | 4-1    |
| 1965-66 | Rochester Americans   | Cleveland Barons      | 4-2    |
| 1966-67 | Pittsburgh Hornets    | Rochester Americans   | 4-0    |
| 1967-68 | Rochester Americans   | Quebec Aces           | 4-2    |
| 1968-69 | Hershey Bears         | Quebec Aces           | 4-1    |
| 1969-70 | Buffalo Bisons        | Springfield Kings     | 4-0    |
| 1970-71 | Springfield Kings     | Providence Reds       | 4-0    |
| 1971-72 | Nova Scotia Voyageurs | Baltimore Clippers    | 4-2    |
| 1972-73 | Cincinnati Swords     | Nova Scotia Voyageurs | 4-1    |
| 1973-74 | Hershey Bears         | Providence Reds       | 4-1    |
| 1974-75 | Springfield Indians   | New Haven Nighthawks  | 4-1    |
| 1975-76 | Nova Scotia Voyageurs | Hershey Bears         | 4-1    |



# PLAYOFFS CALDER CUP CHAMPIONS



## CALDER CUP CHAMPIONS

|          |  |                                |     |
|----------|--|--------------------------------|-----|
| 1976-77  | Nova Scotia Voyageurs                                  | Rochester Americans            | 4-2 |
| 1977-78  | Maine Mariners   | New Haven Nighthawks           | 4-1 |
| 1978-79  | Maine Mariners   | New Haven Nighthawks           | 4-0 |
| 1979-80  | Hershey Bears  | New Brunswick Hawks            | 4-2 |
| 1980-81  | Adirondack Red Wings                                   | Maine Mariners                 | 4-2 |
| 1981-82  | New Brunswick Hawks                                    | Binghamton Whalers             | 4-1 |
| 1982-83  | Rochester Americans                                    | Maine Mariners                 | 4-0 |
| 1983-84  | Maine Mariners   | Rochester Americans            | 4-1 |
| 1984-85  | Sherbrooke Canadiens                                   | Baltimore Skipjacks            | 4-2 |
| 1985-86  | Adirondack Red Wings                                   | Hershey Bears                  | 4-2 |
| 1986-87  | Rochester Americans                                    | Sherbrooke Canadiens           | 4-3 |
| 1987-88  | Hershey Bears  | Fredericton Express            | 4-0 |
| 1988-89  | Adirondack Red Wings                                   | New Haven Nighthawks           | 4-1 |
| 1989-90  | Springfield Indians                                    | Rochester Americans            | 4-2 |
| 1990-91  | Springfield Indians                                    | Rochester Americans            | 4-2 |
| 1991-92  | Adirondack Red Wings                                   | St. John's Maple Leafs         | 4-3 |
| 1992-93  | Cape Breton Oilers                                     | Rochester Americans            | 4-1 |
| 1993-94  | Portland Pirates                                       | Moncton Hawks                  | 4-2 |
| 1994-95  | Albany River Rats                                      | Fredericton Canadiens          | 4-0 |
| 1995-96  | Rochester Americans                                    | Portland Pirates               | 4-3 |
| 1996-97  | Hershey Bears  | Hamilton Bulldogs              | 4-1 |
| 1997-98  | Philadelphia Phantoms                                  | Saint John Flames              | 4-2 |
| 1998-99  | Providence Bruins                                      | Rochester Americans            | 4-1 |
| 1999-00  | Hartford Wolf*Pack                                     | Rochester Americans            | 4-2 |
| 2000-01  | Saint John Flames                                      | Wilkes-Barre/Scranton Penguins | 4-2 |
| 2001-02  | Chicago Wolves   | Bridgeport Sound Tigers        | 4-1 |
| 2002-03  | Houston Aeros  | Hamilton Bulldogs              | 4-3 |
| 2003-04  | Milwaukee Admirals                                     | Wilkes-Barre/Scranton Penguins | 4-0 |
| 2004-05  | Philadelphia Phantoms                                  | Chicago Wolves                 | 4-0 |
| 2005-06  | Hershey Bears  | Milwaukee Admirals             | 4-2 |
| 2006-07  | Hamilton Bulldogs                                      | Hershey Bears                  | 4-1 |
| 2007-08  | Chicago Wolves   | Wilkes-Barre/Scranton Penguins | 4-2 |
| 2008-09  | Hershey Bears  | Manitoba Moose                 | 4-2 |
| 2009-10  | Hershey Bears  | Texas Stars                    | 4-2 |
| 2010-11  | Binghamton Senators                                    | Houston Aeros                  | 4-2 |
| 2011-12  | Norfolk Admirals                                       | Toronto Marlies                | 4-0 |
| 2012-13  | Grand Rapids Griffins                                  | Syracuse Crunch                | 4-2 |
| 2013-14  | Texas Stars  | St. John's IceCaps             | 4-1 |
| 2014-15  | Manchester Monarchs                                    | Utica Comets                   | 4-1 |
| 2015-16  | Lake Erie Monsters                                     | Hershey Bears                  | 4-0 |
| 2016-17  | Grand Rapids Griffins                                  | Syracuse Crunch                | 4-2 |
| 2017-18  | Toronto Marlies  | Texas Stars                    | 4-3 |
| 2018-19  | Charlotte Checkers                                     | Chicago Wolves                 | 4-1 |
| 2019-20* | <i>Calder Cup not awarded due to COVID-19 pandemic</i> |                                |     |

\*The AHL canceled the remainder of the 2019-20 regular season and 2020 Calder Cup Playoffs on May 11, 2020 due to the outbreak of the COVID-19 pandemic.



# PLAYOFFS PLAYOFF RESULTS VS. AHL TEAMS



## AMERICANS vs. ABBOTSFORD HEAT (INACTIVE)

|                               |  |                |  |
|-------------------------------|--|----------------|--|
| <b>Series:</b> 0-1<br>2009-10 | <b>Games:</b> 7<br>Division Semifinals | <b>Wins:</b> 3 | <b>Losses:</b> 4<br>Abbotsford won 4-3 |
|-------------------------------|--|----------------|--|

## AMERICANS vs. ADIRONDACK RED WINGS (INACTIVE)

|  |  |   |  |
|--|--|---|--|
| <b>Series:</b> 2-2<br>1987-88<br>1991-92<br>1995-96<br>1998-99 | <b>Games:</b> 16<br>Quarterfinal:<br>League Semi:<br>Division Semi:<br>Quarterfinal: | <b>Wins:</b> 10<br><br><br>AMERICANS won 3-0<br>AMERICANS won 3-0 | <b>Losses:</b> 6<br>Adirondack won 4-3<br>Adirondack won 2-1 |
|--|--|---|--|

## AMERICANS vs. ALBANY RIVER RATS (INACTIVE)

|  |  |   |                                    |
|--|--|---|------------------------------------|
| <b>Series:</b> 1-1<br>1996-97<br>1999-00 | <b>Games:</b> 12<br>Division Final:<br>Quarterfinal: | <b>Wins:</b> 6<br><br>AMERICANS won 3-2 | <b>Losses:</b> 6<br>Albany won 4-3 |
|--|--|---|------------------------------------|

## AMERICANS vs. BALTIMORE CLIPPERS (INACTIVE)

|                               |                               |                                     |                  |
|-------------------------------|-------------------------------|-------------------------------------|------------------|
| <b>Series:</b> 1-0<br>1966-67 | <b>Games:</b> 4<br>Semifinal: | <b>Wins:</b> 3<br>AMERICANS won 3-1 | <b>Losses:</b> 1 |
|-------------------------------|-------------------------------|-------------------------------------|------------------|

## AMERICANS vs. BALTIMORE SKIPJACKS (INACTIVE)

|   |   |  |                                       |
|---|---|--|---------------------------------------|
| <b>Series:</b> 2-1<br>1983-84<br>1984-85<br>1989-90 | <b>Games:</b> 17<br>Semifinal:<br>Quarterfinal:<br>Semifinal: | <b>Wins:</b> 9<br>AMERICANS won 4-2<br><br>AMERICANS won 4-2 | <b>Losses:</b> 8<br>Baltimore won 4-1 |
|---|---|--|---------------------------------------|

## AMERICANS vs. BINGHAMTON RANGERS (INACTIVE)

|  |  |  |   |
|--|--|--|---|
| <b>Series:</b> 3-1<br>1990-91<br>1991-92<br>1992-93<br>1994-95 | <b>Games:</b> 23<br>Semifinal:<br>Division Final:<br>Division Final:<br>Division Semi: | <b>Wins:</b> 13<br>AMERICANS won 4-0<br>AMERICANS won 4-3<br>AMERICANS won 4-3 | <b>Losses:</b> 10<br><br>Binghamton won 4-1 |
|--|--|--|---|

## AMERICANS vs. BINGHAMTON WHALERS (INACTIVE)

|   |   |  |  |
|---|---|--|--|
| <b>Series:</b> 2-1<br>1981-82<br>1982-83<br>1986-87 | <b>Games:</b> 16<br>Semifinal:<br>Quarterfinal:<br>Semifinal: | <b>Wins:</b> 9<br><br>AMERICANS won 4-1<br>AMERICANS won 4-2 | <b>Losses:</b> 7<br>Binghamton won 4-1 |
|---|---|--|--|

## AMERICANS vs. BOSTON BRAVES (INACTIVE)

|                               |                                  |                |                                    |
|-------------------------------|----------------------------------|----------------|------------------------------------|
| <b>Series:</b> 0-1<br>1972-73 | <b>Games:</b> 6<br>Quarterfinal: | <b>Wins:</b> 2 | <b>Losses:</b> 4<br>Boston won 4-2 |
|-------------------------------|----------------------------------|----------------|------------------------------------|

## AMERICANS vs. BUFFALO BISON (INACTIVE)

|  |  |                |  |
|--|--|----------------|--|
| <b>Series:</b> 0-2<br>1958-59<br>1961-62 | <b>Games:</b> 7<br>Semifinal:<br>Quarterfinal: | <b>Wins:</b> 1 | <b>Losses:</b> 6<br>Buffalo won 4-1<br>Buffalo won 2-0 |
|--|--|----------------|--|

## AMERICANS vs. CAPE BRETON OILERS (INACTIVE)

|                               |                              |                |   |
|-------------------------------|------------------------------|----------------|---|
| <b>Series:</b> 0-1<br>1992-93 | <b>Games:</b> 5<br>CC Final: | <b>Wins:</b> 1 | <b>Losses:</b> 4<br>Cape Breton won 4-1 |
|-------------------------------|------------------------------|----------------|---|

## AMERICANS vs. CHICAGO WOLVES

|                               |  |                |                                     |
|-------------------------------|--|----------------|-------------------------------------|
| <b>Series:</b> 0-1<br>2013-14 | <b>Games:</b> 5<br>Conference Quarterfinals: | <b>Wins:</b> 2 | <b>Losses:</b> 3<br>Chicago won 3-2 |
|-------------------------------|--|----------------|-------------------------------------|



# PLAYOFFS PLAYOFF RESULTS VS. AHL TEAMS



## AMERICANS vs. CLEVELAND BARONS (INACTIVE)

|                    |                  |                   |                   |
|--------------------|------------------|-------------------|-------------------|
| <b>Series:</b> 3-3 | <b>Games:</b> 27 | <b>Wins:</b> 12   | <b>Losses:</b> 15 |
| 1956-57            | CC Final:        |                   | Cleveland won 4-1 |
| 1959-60            | Semifinal:       | AMERICANS won 4-3 |                   |
| 1962-63            | Quarterfinal:    |                   | Cleveland won 2-0 |
| 1963-64            | Quarterfinal:    |                   | Cleveland won 2-0 |
| 1965-66            | CC Final:        | AMERICANS won 4-2 |                   |
| 1966-67            | Quarterfinal:    | AMERICANS won 3-2 |                   |

## AMERICANS vs. CORNWALL ACES (INACTIVE)

|                    |                 |                   |                  |
|--------------------|-----------------|-------------------|------------------|
| <b>Series:</b> 1-0 | <b>Games:</b> 4 | <b>Wins:</b> 4    | <b>Losses:</b> 0 |
| 1995-96            | Division Final: | AMERICANS won 4-0 |                  |

## AMERICANS vs. HAMILTON BULLDOGS (INACTIVE)

|                    |                     |                   |                  |
|--------------------|---------------------|-------------------|------------------|
| <b>Series:</b> 4-1 | <b>Games:</b> 26    | <b>Wins:</b> 18   | <b>Losses:</b> 8 |
| 1998-99            | Division Semi:      | AMERICANS won 4-2 |                  |
| 1999-00            | Semifinal:          | AMERICANS won 4-2 |                  |
| 2003-04            | Division Finals:    | AMERICANS won 4-0 |                  |
| 2004-05            | Division Semifinal: | AMERICANS won 4-0 |                  |
| 2006-07            | Division Semifinal: |                   | Hamilton won 4-2 |

## AMERICANS vs. HARTFORD WOLF PACK

|                    |                 |                |                  |
|--------------------|-----------------|----------------|------------------|
| <b>Series:</b> 0-1 | <b>Games:</b> 6 | <b>Wins:</b> 2 | <b>Losses:</b> 4 |
| 1999-00            | CC Final:       |                | Hartford won 4-2 |

## AMERICANS vs. HERSHEY BEARS

|                    |                    |                   |                   |
|--------------------|--------------------|-------------------|-------------------|
| <b>Series:</b> 6-1 | <b>Games:</b> 34   | <b>Wins:</b> 24   | <b>Losses:</b> 10 |
| 1964-65            | CC Final:          | AMERICANS won 4-1 |                   |
| 1967-68            | Quarterfinal:      | AMERICANS won 4-1 |                   |
| 1986-87            | Quarterfinal:      | AMERICANS won 4-1 |                   |
| 1990-91            | Quarterfinal:      | AMERICANS won 4-1 |                   |
| 1991-92            | Division Semi:     | AMERICANS won 4-2 |                   |
| 1993-94            | Division Semi:     |                   | Hershey won 4-0   |
| 1999-00            | Conference Finals: | AMERICANS won 4-0 |                   |

## AMERICANS vs. MAINE MARINERS (INACTIVE)

|                    |                 |                   |                  |
|--------------------|-----------------|-------------------|------------------|
| <b>Series:</b> 1-1 | <b>Games:</b> 9 | <b>Wins:</b> 5    | <b>Losses:</b> 4 |
| 1982-83            | CC Final:       | AMERICANS won 4-0 |                  |
| 1983-84            | CC Final:       |                   | Maine won 4-1    |

## AMERICANS vs. MANITOBA MOOSE

|                    |                 |                |                  |
|--------------------|-----------------|----------------|------------------|
| <b>Series:</b> 0-1 | <b>Games:</b> 5 | <b>Wins:</b> 1 | <b>Losses:</b> 4 |
| 2004-05            | Division Final: |                | Manitoba won 4-1 |

## AMERICANS vs. MILWAUKEE ADMIRALS

|                    |                       |                |                   |
|--------------------|-----------------------|----------------|-------------------|
| <b>Series:</b> 0-2 | <b>Games:</b> 8       | <b>Wins:</b> 2 | <b>Losses:</b> 6  |
| 2002-03            | Conference Qualifier: |                | Milwaukee won 2-1 |
| 2003-04            | Conference Finals:    |                | Milwaukee won 4-1 |





# PLAYOFFS PLAYOFF RESULTS VS. AHL TEAMS



## AMERICANS vs. NEW HAVEN NIGHTHAWKS (INACTIVE)

|  |  |  |  |
|--|--|--|--|
| <b>Series:</b> 3-3<br>1973-74<br>1976-77<br>1977-78<br>1979-80<br>1981-82<br>1982-83 | <b>Games:</b> 33<br>Quarterfinal:<br>Semifinal:<br>Quarterfinal:<br>Quarterfinal:<br>Quarterfinal:<br>Semifinal: | <b>Wins:</b> 15<br><br>AMERICANS won 4-2<br><br>AMERICANS won 3-1<br>AMERICANS won 4-3 | <b>Losses:</b> 18<br>New Haven won 4-2<br><br>New Haven won 4-2<br>New Haven won 4-0 |
|--|--|--|--|

## AMERICANS vs. NOVA SCOTIA VOYAGEURS / OILERS (INACTIVE)

|   |  |                                     |   |
|---|--|-------------------------------------|---|
| <b>Series:</b> 1-2<br>1974-75<br>1975-76<br>1976-77 | <b>Games:</b> 16<br>Quarterfinal:<br>Semifinal:<br>CC Final: | <b>Wins:</b> 6<br>AMERICANS won 4-2 | <b>Losses:</b> 10<br>Nova Scotia won 4-0<br>Nova Scotia won 4-2 |
|---|--|-------------------------------------|---|

## AMERICANS vs. PHILADELPHIA PHANTOMS (INACTIVE)

|  |   |                                     |   |
|--|---|-------------------------------------|---|
| <b>Series:</b> 1-3<br>1997-98<br>1998-99<br>2000-01<br>2001-02 | <b>Games:</b> 16<br>Division Semi:<br>WC Final:<br>Quarterfinal:<br>Conference Qualifier: | <b>Wins:</b> 6<br>AMERICANS won 4-2 | <b>Losses:</b> 10<br>Philadelphia won 3-1<br>Philadelphia won 3-1<br>Philadelphia won 2-0 |
|--|---|-------------------------------------|---|

## AMERICANS vs. PITTSBURGH HORNETS (INACTIVE)

|                               |                              |                |  |
|-------------------------------|------------------------------|----------------|--|
| <b>Series:</b> 0-1<br>1966-67 | <b>Games:</b> 4<br>CC Final: | <b>Wins:</b> 0 | <b>Losses:</b> 4<br>Pittsburgh won 4-0 |
|-------------------------------|------------------------------|----------------|--|

## AMERICANS vs. PORTLAND PIRATES (INACTIVE)

|                               |                              |                                     |                  |
|-------------------------------|------------------------------|-------------------------------------|------------------|
| <b>Series:</b> 0-1<br>1995-96 | <b>Games:</b> 7<br>CC Final: | <b>Wins:</b> 4<br>AMERICANS won 4-3 | <b>Losses:</b> 3 |
|-------------------------------|------------------------------|-------------------------------------|------------------|

## AMERICANS vs. PROVIDENCE BRUINS

|                               |                              |                |  |
|-------------------------------|------------------------------|----------------|--|
| <b>Series:</b> 0-1<br>1998-99 | <b>Games:</b> 5<br>CC Final: | <b>Wins:</b> 1 | <b>Losses:</b> 4<br>Providence won 4-1 |
|-------------------------------|------------------------------|----------------|--|

## AMERICANS vs. PROVIDENCE REDS (INACTIVE)

|  |  |  |                  |
|--|--|--|------------------|
| <b>Series:</b> 2-0<br>1956-57<br>1975-76 | <b>Games:</b> 8<br>Semifinal:<br>Quarterfinal: | <b>Wins:</b> 7<br>AMERICANS won 4-1<br>AMERICANS won 3-0 | <b>Losses:</b> 1 |
|--|--|--|------------------|

## AMERICANS vs. QUEBEC ACES (INACTIVE)

|   |   |  |                  |
|---|---|--|------------------|
| <b>Series:</b> 3-0<br>1964-65<br>1965-66<br>1967-68 | <b>Games:</b> 17<br>Semifinal:<br>Semifinal:<br>CC Final: | <b>Wins:</b> 12<br>AMERICANS won 4-1<br>AMERICANS won 4-2<br>AMERICANS won 4-2 | <b>Losses:</b> 5 |
|---|---|--|------------------|

## AMERICANS vs. SHERBROOKE CANADIENS (INACTIVE)

|                               |                              |                                     |                  |
|-------------------------------|------------------------------|-------------------------------------|------------------|
| <b>Series:</b> 1-0<br>1986-87 | <b>Games:</b> 7<br>CC Final: | <b>Wins:</b> 4<br>AMERICANS won 4-3 | <b>Losses:</b> 3 |
|-------------------------------|------------------------------|-------------------------------------|------------------|



# PLAYOFFS PLAYOFF RESULTS VS. AHL TEAMS



## AMERICANS vs. SPRINGFIELD KINGS/INDIANS (INACTIVE)

|  |   |                |   |
|--|---|----------------|---|
| <b>Series:</b> 0-4<br>1959-60<br>1974-75<br>1989-90<br>1990-91 | <b>Games:</b> 23<br>CC Final:<br>Semifinal:<br>CC Final:<br>CC Final: | <b>Wins:</b> 7 | <b>Losses:</b> 16<br>Springfield won 4-1<br>Springfield won 4-2<br>Springfield won 4-2<br>Springfield won 4-2 |
|--|---|----------------|---|

## AMERICANS vs. ST. CATHARINES SAINTS (INACTIVE)

|                               |                                  |                                     |                  |
|-------------------------------|----------------------------------|-------------------------------------|------------------|
| <b>Series:</b> 1-0<br>1983-84 | <b>Games:</b> 7<br>Quarterfinal: | <b>Wins:</b> 4<br>AMERICANS won 4-3 | <b>Losses:</b> 3 |
|-------------------------------|----------------------------------|-------------------------------------|------------------|

## AMERICANS vs. SYRACUSE CRUNCH

|  |  |  |  |
|--|--|--|--|
| <b>Series:</b> 3-1<br>1995-96<br>1996-97<br>2003-04<br>2017-18 | <b>Games:</b> 18<br>Conference Finals:<br>Division Semi:<br>Division Semifinals:<br>Division Semifinals: | <b>Wins:</b> 11<br>AMERICANS won 4-1<br>AMERICANS won 3-0<br>AMERICANS won 4-3 | <b>Losses:</b> 7<br><br><br>Syracuse won 3-0 |
|--|--|--|--|

## AMERICANS vs. TORONTO MARLIES

|   |   |                |   |
|---|---|----------------|---|
| <b>Series:</b> 0-3<br>2011-12<br>2012-13<br>2018-19 | <b>Games:</b> 9<br>Conference Quarterfinals:<br>Conference Quarterfinals:<br>Division Semifinals: | <b>Wins:</b> 0 | <b>Losses:</b> 9<br>Toronto won 3-0<br>Toronto won 3-0<br>Toronto won 3-0 |
|---|---|----------------|---|

## AMERICANS vs. UTICA DEVILS (INACTIVE)

|  |   |  |                  |
|--|---|--|------------------|
| <b>Series:</b> 2-0<br>1989-90<br>1992-93 | <b>Games:</b> 10<br>Quarterfinal:<br>Division Semi: | <b>Wins:</b> 8<br>AMERICANS won 4-1<br>AMERICANS won 4-1 | <b>Losses:</b> 2 |
|--|---|--|------------------|



# PLAYOFFS PLAYOFF SERIES SUMMARY



## CALDER CUP FINALS: 16 series - 103 games - (48 wins - 55 losses)

### CALDER CUP CHAMPIONSHIPS: 6

Against: Cleveland, Hershey, Maine, Portland, Quebec, Sherbrooke.

### CALDER CUP RUNNERS-UP: 10

Against: Cleveland, Cape Breton, Hartford, Maine, Nova Scotia, Pittsburgh, Providence, Springfield (3).

## CONFERENCE FINALS: 4 series - 20 games - (13 wins - 7 losses)

Won: 3  
Against: Hershey, Syracuse, Philadelphia.  
Lost: 1  
Against: Milwaukee.

## LEAGUE SEMIFINALS: 19 series - 102 games - (58 wins - 44 losses)

Won: 13  
Against: Baltimore (3), Binghamton (2), Cleveland, Hamilton, Hershey, New Haven (2), Providence, Quebec (2).  
Lost: 6  
Against: Adirondack, Buffalo, Binghamton, New Haven, Nova Scotia, Springfield.

## DIVISION FINALS: 10 series - 53 games - (30 wins - 23 losses)

Won: 6  
Against: Adirondack, Hamilton (2), Hershey and Syracuse (2).  
Lost: 4  
Against: Hamilton, Hershey, Binghamton, Philadelphia.

## DIVISION SEMIFINALS: 2 series - 6 games - (0 wins, 6 losses)

Won: 0  
Against:  
Lost: 2  
Against: Syracuse, Toronto

## CONFERENCE QUARTERFINALS: 23 series - 102 games (50 wins, 52 losses)

Won: 11  
Against: Adirondack, Albany, Binghamton, Cleveland, Hershey (2), New Haven, Nova Scotia, Providence, St. Catharines, Utica.  
Lost: 12  
Against: Adirondack, Baltimore, Boston, Buffalo, Chicago, Cleveland (2), New Haven (2), Philadelphia, Toronto (2)

## QUALIFIER: 2 series - 5 games - (1 win - 4 losses)

Won: 0  
Lost: 2  
Against: Milwaukee, Philadelphia



# PLAYOFFS PLAYOFF HISTORY 1957-2020



## PLAYOFF HISTORY

| Year                        | Series                           | Date              | Away          | Home          | OT   | Attendance |
|-----------------------------|----------------------------------|-------------------|---------------|---------------|------|------------|
| 1957                        | Roch. 4<br>Prov. 1               | March 26 - Game 1 | Rochester 1   | Providence 0  |      | 5,288      |
|                             |                                  | March 28 - Game 2 | Rochester 1   | Providence 0  |      | 5,762      |
|                             |                                  | March 29 - Game 3 | Providence 4  | Rochester 3   |      | 7,105      |
|                             |                                  | March 30 - Game 4 | Providence 1  | Rochester 5   |      | 7,512      |
|                             |                                  | April 3 - Game 5  | Rochester 4   | Providence 2  |      | 5,850      |
| 1957                        | Clev. 4<br>Roch. 1               | April 9 - Game 1  | Rochester 1   | Cleveland 2   | OT   | 4,818      |
|                             |                                  | April 10 - Game 2 | Cleveland 2   | Rochester 5   | OT   | 6,588      |
|                             |                                  | April 13 - Game 3 | Rochester 1   | Cleveland 5   |      | 10,753     |
|                             |                                  | April 14 - Game 4 | Cleveland 6   | Rochester 3   |      | 7,657      |
|                             |                                  | April 17 - Game 5 | Rochester 4   | Cleveland 5   | 2 OT | 9,505      |
| 1958                        | Amerks did not make the playoffs |                   |               |               |      |            |
| 1959                        | Buff. 4<br>Roch. 1               | March 25 - Game 1 | Rochester 2   | Buffalo 3     |      | NA         |
|                             |                                  | March 28 - Game 2 | Rochester 0   | Buffalo 2     | OT   | 9,095      |
|                             |                                  | April 3 - Game 3  | Buffalo 1     | Rochester 4   |      | 6,880      |
|                             |                                  | April 5 - Game 4  | Buffalo 3     | Rochester 2   | OT   | 7,091      |
|                             |                                  | April 7 - Game 5  | Rochester 2   | Buffalo 3     |      | NA         |
| 1960                        | Roch. 4<br>Clev. 3               | March 30 - Game 1 | Cleveland 2   | Rochester 0   |      | 3,512      |
|                             |                                  | April 1 - Game 2  | Cleveland 2   | Rochester 1   |      | 5,185      |
|                             |                                  | April 2 - Game 3  | Rochester 5   | Cleveland 7   |      | 6,880      |
|                             |                                  | April 3 - Game 4  | Rochester 5   | Cleveland 3   |      | 4,762      |
|                             |                                  | April 5 - Game 5  | Cleveland 1   | Rochester 4   |      | 3,233      |
|                             |                                  | April 9 - Game 6  | Rochester 5   | Cleveland 3   |      | 7,048      |
|                             |                                  | April 10 - Game 7 | Cleveland 1   | Rochester 4   |      | 7,762      |
| 1960                        | Spr. 4<br>Roch. 1                | April 13 - Game 1 | Rochester 2   | Springfield 3 |      | 4,310      |
|                             |                                  | April 16 - Game 2 | Rochester 2   | Springfield 3 |      | 5,934      |
|                             |                                  | April 17 - Game 3 | Springfield 2 | Rochester 7   |      | 6,341      |
|                             |                                  | April 19 - Game 4 | Springfield 3 | Rochester 2   |      | 6,548      |
|                             |                                  | April 22 - Game 5 | Rochester 3   | Springfield 6 |      | 5,543      |
| Springfield Wins Calder Cup |                                  |                   |               |               |      |            |
| 1961                        | Amerks did not make the playoffs |                   |               |               |      |            |
| 1962                        | Buff. 2<br>Roch. 0               | April 4 - Game 1  | Rochester 2   | Buffalo 3     |      | 4,399      |
|                             |                                  | April 6 - Game 2  | Buffalo 5     | Rochester 1   |      | 4,493      |
| 1963                        | Clev. 2<br>Roch. 0               | April 3 - Game 1  | Rochester 3   | Cleveland 6   |      | 2,543      |
|                             |                                  | April 5 - Game 2  | Cleveland 6   | Rochester 3   |      | 3,403      |
| 1964                        | Clev. 2<br>Roch. 0               | April 1 - Game 1  | Cleveland 6   | Rochester 3   |      | 5,101      |
|                             |                                  | April 4 - Game 2  | Rochester 1   | Cleveland 4   |      | 6,340      |
| 1965/A                      | Roch. 4<br>Que. 1                | March 31 - Game 1 | Quebec 2      | Rochester 4   |      | 4,816      |
|                             |                                  | April 2 - Game 2  | Quebec 1      | Rochester 5   |      | 8,012      |
|                             |                                  | April 4 - Game 3  | Rochester 3   | Quebec 5      |      | 9,676      |
|                             |                                  | April 7 - Game 4  | Rochester 5   | Quebec 1      |      | 11,425     |
|                             |                                  | April 8 - Game 5  | Quebec 2      | Rochester 5   |      | 7,424      |
| 1965/E                      | Roch. 4<br>Hers. 1               | April 21 - Game 1 | Hershey 1     | Rochester 2   | OT   | 5,319      |
|                             |                                  | April 23 - Game 2 | Hershey 3     | Rochester 8   |      | 6,689      |
|                             |                                  | April 24 - Game 3 | Rochester 2   | Hershey 5     |      | 7,219      |
|                             |                                  | April 28 - Game 4 | Rochester 3   | Hershey 2     |      | 6,011      |
|                             |                                  | April 30 - Game 5 | Hershey 2     | Rochester 6   |      | 7,556      |
| Rochester wins Calder Cup   |                                  |                   |               |               |      |            |

# PLAYOFFS PLAYOFF HISTORY 1957-2020



## PLAYOFF HISTORY

| Year   | Series              | Date              | Away         | Home         | OT  | Attendance |
|--|---------------------|-------------------|--------------|--------------|-----|------------|
| 1966/A   | Roch. 4<br>Que. 2   | April 13 - Game 1 | Rochester 3  | Quebec 2     |     | 9,204      |
|  |                     | April 17 - Game 2 | Rochester 2  | Quebec 5     |     | 10,017     |
|  |                     | April 20 - Game 3 | Quebec 5     | Rochester 3@ |     | 3,062      |
|  |                     | April 23 - Game 4 | Quebec 2     | Rochester 7@ |     | 5,350      |
|  |                     | April 24 - Game 5 | Rochester 4  | Quebec 2     |     | 9,851      |
|  |                     | April 27 - Game 6 | Quebec 3     | Rochester 6@ |     | 3,188      |
| <i>@ Games played in Toronto</i>   |                     |                   |              |              |     |            |
| 1966/E   | Roch. 4<br>Clev. 2  | April 30 - Game 1 | Cleveland 0  | Rochester 4@ |     | 3,323      |
|  |                     | May 4 - Game 2    | Rochester 1  | Cleveland 2  |     | 3,767      |
|  |                     | May 7 - Game 3    | Rochester 1  | Cleveland 5  |     | 8,045      |
|  |                     | May 8 - Game 4    | Cleveland 1  | Rochester 3* |     | 7,655      |
|  |                     | May 10 - Game 5   | Cleveland 0  | Rochester 7@ |     | 1,894      |
|  |                     | May 13 - Game 6   | Rochester 3  | Cleveland 2  |     | 6,117      |
| <b>Rochester wins Calder Cup</b><br><i>@ Games played in Toronto * Games played in Buffalo</i> |                     |                   |              |              |     |            |
| 1967/C   | Roch. 3<br>Clev. 2  | April 5 - Game 1  | Cleveland 4  | Rochester 1  |     | 3,202      |
|  |                     | April 7 - Game 2  | Cleveland 4  | Rochester 1  |     | 5,349      |
|  |                     | April 8 - Game 3  | Rochester 3  | Cleveland 2  | OT  | 5,612      |
|  |                     | April 11 - Game 4 | Rochester 2  | Cleveland 0  |     | 2,566      |
|  |                     | April 12 - Game 5 | Cleveland 1  | Rochester 3  |     | 6,664      |
| 1967/D   | Roch. 3<br>Balt. 1  | April 16 - Game 1 | Baltimore 3  | Rochester 4  | 3OT | 6,449      |
|  |                     | April 18 - Game 2 | Baltimore 5  | Rochester 3  |     | 5,347      |
|  |                     | April 21 - Game 3 | Rochester 4  | Baltimore 0  |     | 9,475      |
|  |                     | April 23 - Game 4 | Rochester 7  | Baltimore 5  |     | 5,542      |
| 1967/E   | Pitts. 4<br>Roch. 0 | April 26 - Game 1 | Rochester 1  | Pittsburgh 7 |     | 4,461      |
|  |                     | April 28 - Game 2 | Pittsburgh 2 | Rochester 1  |     | 7,683      |
|  |                     | April 29 - Game 3 | Rochester 1  | Pittsburgh 5 |     | 5,709      |
|  |                     | April 30 - Game 4 | Rochester 3  | Pittsburgh 4 | OT  | 5,000+     |
| <b>Pittsburgh wins Calder Cup</b>  |                     |                   |              |              |     |            |
| 1968/A   | Roch. 4<br>Hers. 1  | April 3 - Game 1  | Hershey 2    | Rochester 4  |     | 4,112      |
|  |                     | April 5 - Game 2  | Hershey 1    | Rochester 4  |     | NA         |
|  |                     | April 6 - Game 3  | Rochester 2  | Hershey 1    | OT  | 5,409      |
|  |                     | April 10 - Game 4 | Rochester 1  | Hershey 7    |     | 3,453      |
|  |                     | April 12 - Game 5 | Hershey 2    | Rochester 5  |     | 5,517      |
| 1968/D   | Roch. 4<br>Que. 2   | April 24 - Game 1 | Quebec 2     | Rochester 4  |     | 4,373      |
|  |                     | April 26 - Game 2 | Quebec 2     | Rochester 4  |     | 7,898      |
|  |                     | April 28 - Game 3 | Rochester 3  | Quebec 6     |     | 10,177     |
|  |                     | April 30 - Game 4 | Rochester 5  | Quebec 6     | OT  | 8,207      |
|  |                     | May 3 - Game 5    | Quebec 3     | Rochester 4  | OT  | 7,902      |
|  |                     | May 4 - Game 6    | Rochester 4  | Quebec 2     |     | 11,711     |
| <b>Rochester Wins Calder Cup</b>   |                     |                   |              |              |     |            |
| 1969-72 Amerks did not make the playoffs   |                     |                   |              |              |     |            |
| 1973   | Bos. 4<br>Roch. 2   | April 3 - Game 1  | Rochester 2  | Boston 3     | OT  | 1,719      |
|  |                     | April 7 - Game 2  | Rochester 4  | Boston 6     |     | 2,207      |
|  |                     | April 8 - Game 3  | Boston 4     | Rochester 5  |     | 6,675      |
|  |                     | April 11 - Game 4 | Boston 3     | Rochester 5  |     | 6,461      |
|  |                     | April 13 - Game 5 | Rochester 4  | Boston 5     |     | 2,550      |
|  |                     | April 15 - Game 6 | Boston 6     | Rochester 4  |     | 7,575      |
| 1974/A   | N.H. 4<br>Roch. 2   | April 3 - Game 1  | New Haven 3  | Rochester 4  | OT  | 5,209      |
|  |                     | April 5 - Game 2  | New Haven 1  | Rochester 2  |     | 7,370      |
|  |                     | April 10 - Game 3 | Rochester 2  | New Haven 5  |     | NA         |
|  |                     | April 13 - Game 4 | Rochester 4  | New Haven 5  |     | NA         |
|  |                     | April 14 - Game 5 | New Haven 4  | Rochester 1  |     | NA         |
|  |                     | April 16 - Game 6 | Rochester 3  | New Haven 6  |     | 7,090      |



# PLAYOFFS PLAYOFF HISTORY 1957-2020



## PLAYOFF HISTORY

| Year                                  | Series             | Date              | Away          | Home          | OT   | Attendance |
|---------------------------------------|--------------------|-------------------|---------------|---------------|------|------------|
| 1975/B                                | Roch. 4<br>N.S. 2  | April 2 - Game 1  | Nova Scotia 3 | Rochester 2   |      | 4,776      |
|                                       |                    | April 6 - Game 2  | Nova Scotia 4 | Rochester 5   | OT   | 7,268      |
|                                       |                    | April 9 - Game 3  | Rochester 2   | Nova Scotia 1 | OT   | 5,352      |
|                                       |                    | April 11 - Game 4 | Rochester 2   | Nova Scotia 1 |      | 4,160      |
|                                       |                    | April 13 - Game 4 | Nova Scotia 6 | Rochester 3   |      | 7,370      |
|                                       |                    | April 16 - Game 6 | Rochester 5   | Nova Scotia 2 |      | 5,155      |
| 1975/E                                | Spr. 4<br>Roch. 2  | April 18 - Game 1 | Springfield 2 | Rochester 5   |      | 5,534      |
|                                       |                    | April 20 - Game 2 | Rochester 4   | Springfield 5 | OT   | 4,818      |
|                                       |                    | April 22 - Game 3 | Springfield 2 | Rochester 4   |      | 4,870      |
|                                       |                    | April 23 - Game 4 | Rochester 1   | Springfield 6 |      | 4,322      |
|                                       |                    | April 25 - Game 5 | Springfield 5 | Rochester 2   |      | 5,463      |
|                                       |                    | April 27 - Game 6 | Rochester 3   | Springfield 4 |      | 6,650      |
| 1976                                  | Roch. 3<br>Prov. 0 | April 4 - Game 1  | Providence 3  | Rochester 5   |      | 4,803      |
|                                       |                    | April 7 - Game 2  | Rochester 3   | Providence 1  |      | 2,660      |
|                                       |                    | April 9 - Game 3  | Providence 4  | Rochester 6   |      | 5,161      |
| 1976                                  | N. S. 4<br>Roch. 0 | April 12 - Game 1 | Rochester 2   | Nova Scotia 6 |      | 3,100      |
|                                       |                    | April 14 - Game 2 | Rochester 3   | Nova Scotia 5 |      | 2,997      |
|                                       |                    | April 16 - Game 3 | Nova Scotia 5 | Rochester 1   |      | 4,765      |
|                                       |                    | April 18 - Game 4 | Nova Scotia 6 | Rochester 3   |      | 3,398      |
| 1977                                  | Roch. 4<br>N. H. 2 | April 2 - Game 1  | Rochester 1   | New Haven 2   | OT   | 3,706      |
|                                       |                    | April 3 - Game 2  | New Haven 5   | Rochester 3   |      | 5,022      |
|                                       |                    | April 6 - Game 3  | Rochester 5   | New Haven 2   |      | 3,811      |
|                                       |                    | April 8 - Game 4  | New Haven 3   | Rochester 6   |      | 5,702      |
|                                       |                    | April 9 - Game 5  | Rochester 6   | New Haven 4   |      | 3,611      |
|                                       |                    | April 10 - Game 6 | New Haven 4   | Rochester 5   |      | 5,822      |
| 1977                                  | N.S. 4<br>Roch. 2  | April 18 - Game 1 | Rochester 4   | Nova Scotia 3 |      | 4,006      |
|                                       |                    | April 20 - Game 2 | Rochester 1   | Nova Scotia 5 |      | 2,909      |
|                                       |                    | April 22 - Game 3 | Nova Scotia 2 | Rochester 3   |      | 7,229      |
|                                       |                    | April 24 - Game 4 | Nova Scotia 5 | Rochester 3   |      | 7,248      |
|                                       |                    | April 27 - Game 5 | Rochester 1   | Nova Scotia 3 |      | 4,071      |
|                                       |                    | April 30 - Game 6 | Nova Scotia 4 | Rochester 3   |      | 7,228      |
| 1978                                  | N.H. 4<br>Roch. 2  | April 19 - Game 1 | New Haven 1   | Rochester 6   |      | 5,605      |
|                                       |                    | April 20 - Game 2 | Rochester 1   | New Haven 2   |      | 3,072      |
|                                       |                    | April 23 - Game 3 | New Haven 4   | Rochester 7   |      | 7,318      |
|                                       |                    | April 25 - Game 4 | Rochester 3   | New Haven 4   |      | 3,518      |
|                                       |                    | April 26 - Game 5 | New Haven 4   | Rochester 3   |      | 5,435      |
|                                       |                    | April 28 - Game 6 | Rochester 1   | New Haven 2   | OT   | 5,386      |
| 1979 Amerks did not make the playoffs |                    |                   |               |               |      |            |
| 1980/C                                | N. H. 4<br>Roch. 0 | April 8 - Game 1  | Rochester 1   | New Haven 4   |      | 3,061      |
|                                       |                    | April 10 - Game 2 | New Haven 4   | Rochester 2   |      | 3,583      |
|                                       |                    | April 12 - Game 3 | Rochester 4   | New Haven 8   |      | NA         |
|                                       |                    | April 15 - Game 4 | New Haven 6   | Rochester 4   |      | 3,453      |
| 1981 Amerks did not make the playoffs |                    |                   |               |               |      |            |
| 1982/D                                | Roch. 3<br>N. H. 1 | April 7 - Game 1  | New Haven 3   | Rochester 4   |      | 3,506      |
|                                       |                    | April 8 - Game 2  | New Haven 7   | Rochester 8   | 2 OT | 5,243      |
|                                       |                    | April 10 - Game 3 | Rochester 2   | New Haven 3   | 4 OT | 2,599      |
|                                       |                    | April 14 - Game 4 | Rochester 5   | New Haven 2   |      | 3,211      |



# PLAYOFFS PLAYOFF HISTORY 1957-2020



## PLAYOFF HISTORY

| Year                                  | Series                | Date              | Away             | Home             | OT    | Attendance |
|---------------------------------------|-----------------------|-------------------|------------------|------------------|-------|------------|
| 1982/F                                | Bing. 4<br>Roch. 1    | April 17 - Game 1 | Rochester 3      | Binghamton 5     |       | 4,016      |
|                                       |                       | April 21 - Game 2 | Rochester 3      | Binghamton 5     |       | 3,553      |
|                                       |                       | April 23 - Game 3 | Binghamton 2     | Rochester 4      |       | 7,232      |
|                                       |                       | April 25 - Game 4 | Binghamton 5     | Rochester 1      |       | 7,025      |
|                                       |                       | April 26 - Game 5 | Rochester 3      | Binghamton 5     |       | 4,003      |
| 1983/C                                | Roch. 4<br>Bing. 1    | April 5 - Game 1  | Binghamton 6     | Rochester 5      |       | 4,818      |
|                                       |                       | April 7 - Game 2  | Rochester 5      | Binghamton 3     |       | 3,908      |
|                                       |                       | April 10 - Game 3 | Binghamton 5     | Rochester 7      |       | 7,257      |
|                                       |                       | April 13 - Game 4 | Rochester 4      | Binghamton 3     | OT    | 4,064      |
|                                       |                       | April 14 - Game 5 | Binghamton 2     | Rochester 5      |       | 6,965      |
| 1983/F                                | Roch. 4<br>N.H. 3     | April 20 - Game 1 | New Haven 3      | Rochester 6      |       | 5,677      |
|                                       |                       | April 22 - Game 2 | New Haven 3      | Rochester 2      | OT    | 7,271      |
|                                       |                       | April 25 - Game 3 | Rochester 5      | New Haven 4      | 2OT   | 4,461      |
|                                       |                       | April 26 - Game 4 | Rochester 2      | New Haven 1      | 2OT   | 3,158      |
|                                       |                       | April 29 - Game 5 | New Haven 4      | Rochester        |       | 37,271     |
|                                       |                       | May 3 - Game 6    | Rochester 2      | New Haven 4      |       | 4,784      |
|                                       |                       | May 6 - Game 7    | New Haven 2      | Rochester 4      |       | 7,271      |
| 1983/G                                | Roch. 4<br>Maine 0    | May 13 - Game 1   | Maine 2          | Rochester 3      |       | 7,271      |
|                                       |                       | May 15 - Game 2   | Maine 3          | Rochester 4      |       | 7,271      |
|                                       |                       | May 17 - Game 3   | Rochester 5      | Maine 1          |       | 5,251      |
|                                       |                       | May 19 - Game 4   | Rochester 3      | Maine 1          |       | 5,002      |
| <b>Rochester Wins Calder Cup</b>      |                       |                   |                  |                  |       |            |
| 1984/D                                | Roch. 4<br>St.Cath. 3 | April 5 - Game 1  | St. Catharines 4 | Rochester 3      | OT    | 4,703      |
|                                       |                       | April 6 - Game 2  | Rochester 5      | St. Catharines 3 |       | 3,357      |
|                                       |                       | April 8 - Game 3  | St. Catharines 3 | Rochester 5      |       | 7,295      |
|                                       |                       | April 11 - Game 4 | Rochester 2      | St. Catharines 3 |       | 3,430      |
|                                       |                       | April 13 - Game 5 | St. Catharines 4 | Rochester 9      |       | 7,333      |
|                                       |                       | April 16 - Game 6 | Rochester 1      | St. Catharines 4 |       | 3,102      |
|                                       |                       | April 17 - Game 7 | St. Catharines 2 | Rochester 4      |       | 6,570      |
| 1984/F                                | Roch. 4<br>Balt. 2    | April 20 - Game 1 | Rochester 5      | Baltimore 1      |       | 4,343      |
|                                       |                       | April 22 - Game 2 | Rochester 2      | Baltimore 5      |       | 3,409      |
|                                       |                       | April 25 - Game 3 | Baltimore 6      | Rochester 5      |       | 7,348      |
|                                       |                       | April 27 - Game 4 | Baltimore 4      | Rochester 5      | OT    | 7,343      |
|                                       |                       | April 29 - Game 5 | Rochester 7      | Baltimore 3      |       | 3,982      |
|                                       |                       | May 2 - Game 6    | Baltimore 2      | Rochester 3      | OT    | 7,352      |
| 1984/G                                | Maine 4<br>Roch. 1    | May 6 - Game 1    | Maine 5          | Rochester 6      |       | 7,360      |
|                                       |                       | May 9 - Game 2    | Maine 6          | Rochester 5      | OT    | 7,373      |
|                                       |                       | May 11 - Game 3   | Rochester 4      | Maine 7          |       | 5,531      |
|                                       |                       | May 12 - Game 4   | Rochester 2      | Maine 3          | OT    | 6,888      |
| Maine wins Calder Cup                 |                       | May 16 - Game 5   | Maine 5          | Rochester 2      | 7,372 |            |
| 1985/D                                | Balt. 4<br>Roch. 1    | April 11 - Game 1 | Rochester 3      | Baltimore 2      | OT    | 3,039      |
|                                       |                       | April 13 - Game 2 | Rochester 5      | Baltimore 6      |       | 4,045      |
|                                       |                       | April 14 - Game 3 | Baltimore 8      | Rochester 5      |       | 6,373      |
|                                       |                       | April 17 - Game 4 | Baltimore 6      | Rochester 5      | OT    | 6,273      |
|                                       |                       | April 20 - Game 5 | Rochester 1      | Baltimore 6      |       | 4,877      |
| 1986 Amerks did not make the playoffs |                       |                   |                  |                  |       |            |
| 1987/C                                | Roch. 4<br>Hers. 1    | April 9 - Game 1  | Hershey 2        | Rochester 5      |       | 6,178      |
|                                       |                       | April 11 - Game 2 | Hershey 4        | Rochester 5      | OT    | 11,100     |
|                                       |                       | April 12 - Game 3 | Rochester 1      | Hershey 3        |       | 4,657      |
|                                       |                       | April 15 - Game 4 | Rochester 6      | Hershey 5        |       | 5,204      |
|                                       |                       | April 17 - Game 5 | Hershey 3        | Rochester 7      |       | 7,199      |

Games 1&2 at Buffalo



# PLAYOFFS PLAYOFF HISTORY 1957-2020



## PLAYOFF HISTORY

| Year   | Series             | Date              | Away          | Home          | OT | Attendance |
|--|--------------------|-------------------|---------------|---------------|----|------------|
| 1987/F                                       | Roch. 4<br>Bing. 2 | April 23 - Game 1 | Binghamton 0  | Rochester 2   |    | 6,991      |
|  |                    | April 24 - Game 2 | Rochester 4   | Binghamton 1  |    | 4,047      |
|  |                    | April 26 - Game 3 | Binghamton 5  | Rochester 2   |    | 7,304      |
|  |                    | April 27 - Game 4 | Rochester 6   | Binghamton 1  |    | 2,689      |
|  |                    | April 29 - Game 5 | Binghamton 3  | Rochester 2   | OT | 7,101      |
|  |                    | May 2 - Game 6    | Binghamton 2  | Rochester 4   |    | 7,317      |
| 1987/G                                       | Roch. 4<br>Sher. 3 | May 7 - Game 1    | Rochester 5   | Sherbrooke 7  |    | 2,795      |
|  |                    | May 9 - Game 2    | Rochester 4   | Sherbrooke 3  |    | 4,439      |
|  |                    | May 12 - Game 3   | Sherbrooke 4  | Rochester 6   |    | 7,340      |
|  |                    | May 14 - Game 4   | Sherbrooke 7  | Rochester 3   |    | 7,319      |
|  |                    | May 17 - Game 5   | Rochester 1   | Sherbrooke 6  |    | 5,172      |
|  |                    | May 20 - Game 6   | Sherbrooke 4  | Rochester 7   |    | 7,335      |
|  |                    | May 23 - Game 7   | Rochester 4   | Sherbrooke 2  |    | 5,236      |
| <b>Rochester Wins Calder Cup</b>             |                    |                   |               |               |    |            |
| 1988/D                                       | Adir. 4<br>Roch. 3 | April 8 - Game 1  | Adirondack 4  | Rochester 6   |    | 6,435      |
|  |                    | April 10 - Game 2 | Adirondack 3  | Rochester 5   |    | 6,624      |
|  |                    | April 13 - Game 3 | Rochester 1   | Adirondack 2  |    | 3,108      |
|  |                    | April 15 - Game 4 | Rochester 4   | Adirondack 5  | OT | 4,066      |
|  |                    | April 17 - Game 5 | Adirondack 3  | Rochester 5   |    | 7,341      |
|  |                    | April 19 - Game 6 | Rochester 4   | Adirondack 5  | OT | 4,113      |
|  |                    | April 21 - Game 7 | Adirondack 6  | Rochester 4   |    | 7,346      |
| <b>1989 Amerks did not make the playoffs</b> |                    |                   |               |               |    |            |
| 1990/C                                       | Roch. 4<br>Utica 1 | April 5 - Game 1  | Utica 4       | Rochester 5   |    | 5,698      |
|  |                    | April 7 - Game 2  | Rochester 3   | Utica 1       |    | 3,986      |
|  |                    | April 10 - Game 3 | Utica 1       | Rochester 3   |    | 7,155      |
|  |                    | April 11 - Game 4 | Rochester 3   | Utica 7       |    | 3,187      |
|  |                    | April 13 - Game 5 | Utica 2       | Rochester 6   |    | 7,355      |
| 1990/F                                       | Roch. 4<br>Balt. 2 | April 17 - Game 1 | Baltimore 4   | Rochester 6   |    | 5,868      |
|  |                    | April 20 - Game 2 | Baltimore 1   | Rochester 4   |    | 7,366      |
|  |                    | April 21 - Game 3 | Rochester 0   | Baltimore 2   |    | 4,068      |
|  |                    | April 23 - Game 4 | Rochester 1   | Baltimore 3   |    | 2,547      |
|  |                    | April 25 - Game 5 | Baltimore 4   | Rochester 5   | OT | 6,632      |
|  |                    | April 28 - Game 6 | Rochester 8   | Baltimore 5   |    | 2,830      |
| 1990/G                                       | Spg. 4<br>Roch. 2  | May 4 - Game 1    | Springfield 7 | Rochester 6   |    | 7,339      |
|  |                    | May 6 - Game 2    | Springfield 3 | Rochester 1   |    | 7,354      |
|  |                    | May 8 - Game 3    | Rochester 5   | Springfield 1 |    | 7,602      |
|  |                    | May 11 - Game 4   | Rochester 6   | Springfield 5 |    | 7,602      |
|  |                    | May 13 - Game 5   | Springfield 2 | Rochester 1   | OT | 7,360      |
|  |                    | May 18 - Game 6   | Rochester 3   | Springfield 4 | OT | 7,602      |
| <b>Springfield wins Calder Cup</b>           |                    |                   |               |               |    |            |
| 1991/E                                       | Roch. 4<br>Hers. 1 | April 5 - Game 1  | Hershey 4     | Rochester 3   | OT | 5,489      |
|  |                    | April 7 - Game 2  | Hershey 1     | Rochester 4   |    | 5,111      |
|  |                    | April 9 - Game 3  | Rochester 7   | Hershey 4     |    | 3,535      |
|  |                    | April 11 - Game 4 | Rochester 5   | Hershey 2     |    | 3,790      |
|  |                    | April 13 - Game 5 | Hershey 1     | Rochester 4   |    | 6,768      |
| 1991/H                                       | Roch. 4<br>Bing. 0 | April 24 - Game 1 | Binghamton 5  | Rochester 8   |    | 5,740      |
|  |                    | April 26 - Game 2 | Rochester 4   | Binghamton 1  |    | 4,325      |
|  |                    | April 28 - Game 3 | Binghamton 3  | Rochester 4   | OT | 6,971      |
|  |                    | May 1 - Game 4    | Rochester 6   | Binghamton 4  |    | 2,884      |



# PLAYOFFS PLAYOFF HISTORY 1957-2020



## PLAYOFF HISTORY

| Year                        | Series             | Date              | Away          | Home          | OT | Attendance |
|-----------------------------|--------------------|-------------------|---------------|---------------|----|------------|
| 1991/J                      | Spr. 4<br>Roch. 2  | May 9 - Game 1    | Springfield 3 | Rochester 6   |    | 6,089      |
|                             |                    | May 11 - Game 2   | Springfield 2 | Rochester 3   |    | 7,348      |
|                             |                    | May 18 - Game 3   | Rochester 1   | Springfield 5 |    | 6,832      |
|                             |                    | May 20 - Game 4   | Rochester 1   | Springfield 2 | OT | 5,050      |
|                             |                    | May 22 - Game 5   | Springfield 6 | Rochester 3   |    | 7,114      |
|                             |                    | May 24 - Game 6   | Rochester 3   | Springfield 5 |    | 7,452      |
| Springfield Wins Calder Cup |                    |                   |               |               |    |            |
| 1992/F                      | Roch. 4<br>Hers. 2 | April 8 - Game 1  | Hershey 3     | Rochester 4   | OT | 3,612      |
|                             |                    | April 10 - Game 2 | Hershey 3     | Rochester 4   |    | 5,418      |
|                             |                    | April 12 - Game 3 | Rochester 5   | Hershey 3     |    | 4,328      |
|                             |                    | April 15 - Game 4 | Rochester 4   | Hershey 5     | OT | 3,603      |
|                             |                    | April 17 - Game 5 | Hershey 2     | Rochester 1   |    | 6,048      |
|                             |                    | April 18 - Game 6 | Rochester 2   | Hershey 0     |    | 4,734      |
| 1992/J                      | Roch. 4<br>Bing. 3 | April 24 - Game 1 | Rochester 1   | Binghamton 6  |    | 4,074      |
|                             |                    | April 26 - Game 2 | Binghamton 2  | Rochester 4   |    | 5,040      |
|                             |                    | April 29 - Game 3 | Rochester 1   | Binghamton 3  |    | 3,127      |
|                             |                    | May 2 - Game 4    | Binghamton 4  | Rochester 2   |    | 5,484      |
|                             |                    | May 3 - Game 5    | Rochester 4   | Binghamton 2  |    | 4,187      |
|                             |                    | May 6 - Game 6    | Binghamton 3  | Rochester 4   |    | 5,191      |
|                             |                    | May 8 - Game 7    | Rochester 4   | Binghamton 2  |    | 4,803      |
| 1992/K                      | Adir. 2<br>Roch. 1 | May 11 - Game 1   | Rochester 2   | Adirondack 3  |    | 3,368      |
|                             |                    | May 13 - Game 2   | Adirondack 2  | Rochester 3   |    | 5,192      |
|                             |                    | May 15 - Game 3   | Adirondack 5  | Rochester 3   |    | 7,112      |
| 1993/F                      | Roch. 4<br>Utica 1 | April 16 - Game 1 | Utica 3       | Rochester 2   | OT | 3,652      |
|                             |                    | April 17 - Game 2 | Utica 3       | Rochester 9   |    | 4,461      |
|                             |                    | April 20 - Game 3 | Rochester 6   | Utica 4       |    | 2,224      |
|                             |                    | April 22 - Game 4 | Rochester 4   | Utica 3       | OT | 2,493      |
|                             |                    | April 24 - Game 5 | Utica 2       | Rochester 3   |    | 5,781      |
| 1993/J                      | Roch. 4<br>Bing. 3 | May 3 - Game 1    | Rochester 4   | Binghamton 2  |    | 2,703      |
|                             |                    | May 5 - Game 2    | Rochester 3   | Binghamton 4  | OT | 3,369      |
|                             |                    | May 7 - Game 3    | Binghamton 1  | Rochester 5   |    | 5,772      |
|                             |                    | May 9 - Game 4    | Binghamton 3  | Rochester 2   |    | 4,908      |
|                             |                    | May 12 - Game 5   | Rochester 2   | Binghamton 4  |    | 3,948      |
|                             |                    | May 14 - Game 6   | Binghamton 5  | Rochester 7   |    | 5,232      |
|                             |                    | May 17 - Game 7   | Rochester 3   | Binghamton 2  |    | 4,803      |
| 1993/L                      | C.B. 4<br>Roch. 1  | May 21 - Game 1   | Cape Breton 4 | Rochester 5   | OT | 7,292      |
|                             |                    | May 23 - Game 2   | Cape Breton 6 | Rochester 1   |    | 7,324      |
|                             |                    | May 26 - Game 3   | Rochester 2   | Cape Breton 5 |    | 4,810      |
|                             |                    | May 28 - Game 4   | Rochester 3   | Cape Breton 5 |    | 4,838      |
|                             |                    | May 30 - Game 5   | Rochester 2   | Cape Breton 7 |    | 4,886      |
| Cape Breton Wins Calder Cup |                    |                   |               |               |    |            |
| 1994/E                      | Hers. 4<br>Roch. 0 | April 13 - Game 1 | Rochester 3   | Hershey 5     |    | 3,346      |
|                             |                    | April 15 - Game 2 | Rochester 4   | Hershey 5     | OT | 4,538      |
|                             |                    | April 17 - Game 3 | Hershey 4     | Rochester 1   |    | 4,108      |
|                             |                    | April 20 - Game 4 | Hershey 4     | Rochester 3   | OT | 2,989      |
| 1995/E                      | Bing. 4<br>Roch. 1 | April 12 - Game 1 | Rochester 3   | Binghamton 4  |    | 2,541      |
|                             |                    | April 14 - Game 2 | Rochester 1   | Binghamton 3  |    | 3,851      |
|                             |                    | April 15 - Game 3 | Binghamton 2  | Rochester 3   |    | 4,759      |
|                             |                    | April 19 - Game 4 | Binghamton 8  | Rochester 0   |    | 5,107      |
|                             |                    | April 21 - Game 5 | Rochester 3   | Binghamton 4  | OT | 4,361      |



# PLAYOFFS PLAYOFF HISTORY 1957-2020



## PLAYOFF HISTORY

| Year                             | Series             | Date              | Away           | Home           | OT | Attendance |
|----------------------------------|--------------------|-------------------|----------------|----------------|----|------------|
| 1996/H                           | Roch. 3<br>Adir. 0 | April 19 - Game 1 | Rochester 4    | Adirondack 1   |    | 2,046      |
|                                  |                    | April 20 - Game 2 | Rochester 3    | Adirondack 1   |    | 2,265      |
|                                  |                    | April 26 - Game 3 | Adirondack 0   | Rochester 6    |    | 5,059      |
| 1996/M                           | Roch. 4<br>Corn. 0 | May 1 - Game 1    | Cornwall 2     | Rochester 3    |    | 3,258      |
|                                  |                    | May 3 - Game 2    | Cornwall 3     | Rochester 6    |    | 5,560      |
|                                  |                    | May 5 - Game 3    | Rochester 3    | Cornwall 1     |    | 1,462      |
|                                  |                    | May 7 - Game 4    | Rochester 3    | Cornwall 2     | OT | 1,142      |
| 1996/O                           | Roch. 4<br>Syr. 1  | May 17 - Game 1   | Syracuse 2     | Rochester 5    |    | 5,793      |
|                                  |                    | May 19 - Game 2   | Syracuse 4     | Rochester 6    |    | 5,141      |
|                                  |                    | May 22 - Game 3   | Rochester 2    | Syracuse 4     |    | 5,522      |
|                                  |                    | May 24 - Game 4   | Rochester 4    | Syracuse 1     |    | 6,321      |
|                                  |                    | May 25 - Game 5   | Syracuse 5     | Rochester 6    | OT | 7,181      |
| 1996/P                           | Roch. 4<br>Port. 3 | June 1 - Game 1   | Portland 3     | Rochester 5    |    | 6,785      |
|                                  |                    | June 2 - Game 2   | Portland 1     | Rochester 5    |    | 6,916      |
|                                  |                    | June 5 - Game 3   | Rochester 2    | Portland 3     |    | 5,340      |
|                                  |                    | June 8 - Game 4   | Rochester 4    | Portland 5     |    | 7,322      |
|                                  |                    | June 9 - Game 5   | Rochester 5    | Portland 4     | OT | 6,132      |
|                                  |                    | June 11 - Game 6  | Portland 5     | Rochester 1    |    | 7,489      |
|                                  |                    | June 13 - Game 7  | Portland 1     | Rochester 2    |    | 7,502      |
| <b>Rochester Wins Calder Cup</b> |                    |                   |                |                |    |            |
| 1997/E                           | Roch. 3<br>Syr. 0  | April 18 - Game 1 | Syracuse 4     | Rochester 7    |    | 4,258      |
|                                  |                    | April 19 - Game 2 | Syracuse 2     | Rochester 6    |    | 4,560      |
|                                  |                    | April 23 - Game 3 | Rochester 3    | Syracuse 2     |    | 4,079      |
| 1997/K                           | Alb. 4<br>Roch. 3  | April 30 - Game 1 | Albany 3       | Rochester 2    | OT | 3,209      |
|                                  |                    | May 2 - Game 2    | Albany 5       | Rochester 3    |    | 5,272      |
|                                  |                    | May 4 - Game 3    | Rochester 5    | Albany 2       |    | 3,685      |
|                                  |                    | May 7 - Game 4    | Rochester 2    | Albany 3       | OT | 2,741      |
|                                  |                    | May 9 - Game 5    | Albany 2       | Rochester 4    |    | 4,942      |
|                                  |                    | May 11 - Game 6   | Rochester 6    | Albany 2       |    | 2,596      |
|                                  |                    | May 14 - Game 7   | Albany 6       | Rochester 2    |    | 6,784      |
| 1998/G                           | Phil. 3<br>Roch. 1 | April 14 - Game 1 | Rochester 2    | Philadelphia 5 |    | 9,491      |
|                                  |                    | April 16 - Game 2 | Rochester 5    | Philadelphia 2 |    | 11,036     |
|                                  |                    | April 18 - Game 3 | Philadelphia 5 | Rochester 2    |    | 4,185      |
|                                  |                    | April 19 - Game 4 | Philadelphia 6 | Rochester 3    |    | 3,102      |
| 1999/E                           | Roch. 3<br>Adir. 0 | April 21 - Game 1 | Adirondack 2   | Rochester 3    | OT | 3,238      |
|                                  |                    | April 23 - Game 2 | Adirondack 2   | Rochester 5    |    | 5,073      |
|                                  |                    | April 23 - Game 3 | Rochester 2    | Adirondack 1   |    | 1,732      |
| 1999/L                           | Roch. 4<br>Ham. 2  | May 5 - Game 1    | Hamilton 1     | Rochester 3    |    | 3,564      |
|                                  |                    | May 7 - Game 2    | Hamilton 2     | Rochester 5    |    | 5,530      |
|                                  |                    | May 8 - Game 3    | Rochester 1    | Hamilton 2     | OT | 4,658      |
|                                  |                    | May 11 - Game 4   | Rochester 2    | Hamilton 3     |    | 3,515      |
|                                  |                    | May 14 - Game 5   | Hamilton 1     | Rochester 3    |    | 5,847      |
|                                  |                    | May 16 - Game 6   | Rochester 4    | Hamilton 2     |    | 4,351      |
| 1999/O                           | Roch. 4<br>Phil. 2 | May 20 - Game 1   | Rochester 2    | Philadelphia 3 | OT | 4,971      |
|                                  |                    | May 22 - Game 2   | Rochester 2    | Philadelphia 5 |    | 6,311      |
|                                  |                    | May 26 - Game 3   | Philadelphia 0 | Rochester 3    |    | 4,133      |
|                                  |                    | May 28 - Game 4   | Philadelphia 1 | Rochester 6    |    | 6,822      |
|                                  |                    | May 30 - Game 5   | Philadelphia 1 | Rochester 2    | OT | 5,480      |
|                                  |                    | June 1 - Game 6   | Rochester 4    | Philadelphia 2 |    | 5,677      |

# PLAYOFFS PLAYOFF HISTORY 1957-2020



## PLAYOFF HISTORY

| Year                       | Series             | Date              | Away           | Home           | OT   | Attendance |
|----------------------------|--------------------|-------------------|----------------|----------------|------|------------|
| 1999/P                     | Prov. 4<br>Roch. 1 | June 5 - Game 1   | Rochester 2    | Providence 4   | 3 OT | 11,306     |
|                            |                    | June 6 - Game 2   | Rochester 0    | Providence 6   |      | 8,269      |
|                            |                    | June 9 - Game 3   | Providence 3   | Rochester 2    |      | 6,736      |
|                            |                    | June 11 - Game 4  | Providence 2   | Rochester 4    |      | 8,802      |
|                            |                    | June 13 - Game 5  | Rochester 1    | Providence 5   |      | 11,909     |
| Providence Wins Calder Cup |                    |                   |                |                |      |            |
| 2000/E                     | Roch. 3<br>Alb. 2  | April 12 - Game 1 | Albany 0       | Rochester 4    |      | 4,029      |
|                            |                    | April 14 - Game 2 | Albany 0       | Rochester 4    |      | 5,173      |
|                            |                    | April 16 - Game 3 | Rochester 1    | Albany 5       |      | 2,394      |
|                            |                    | April 17 - Game 4 | Rochester 0    | Albany 2       |      | 2,056      |
|                            |                    | April 19 - Game 5 | Albany 0       | Rochester 2    |      | 5,563      |
| 2000/L                     | Roch. 4<br>Ham. 2  | April 22 - Game 1 | Hamilton 0     | Rochester 4    |      | 7,494      |
|                            |                    | April 26 - Game 2 | Rochester 1    | Hamilton 3     |      | 3,071      |
|                            |                    | April 28 - Game 3 | Hamilton 3     | Rochester 4    |      | 8,238      |
|                            |                    | April 30 - Game 4 | Rochester 3    | Hamilton 0     |      | 4,104      |
|                            |                    | May 3 - Game 5    | Hamilton 6     | Rochester 5    |      | 5,179      |
|                            |                    | May 5 - Game 6    | Rochester 3    | Hamilton 0     |      | 3,615      |
| 2000/O                     | Roch. 4<br>Hers. 0 | May 7 - Game 1    | Hershey 1      | Rochester 2    |      | 4,489      |
|                            |                    | May 9 - Game 2    | Hershey 4      | Rochester 8    |      | 4,627      |
|                            |                    | May 11 - Game 3   | Rochester 3    | Hershey 2      |      | 3,605      |
|                            |                    | May 13 - Game 4   | Rochester 6    | Hershey 1      |      | 4,632      |
| 2000/P                     | Hart. 4<br>Roch. 2 | May 24 - Game 1   | Rochester 0    | Hartford 1     |      | 6,175      |
|                            |                    | May 26 - Game 2   | Rochester 4    | Hartford 1     |      | 11,168     |
|                            |                    | May 28 - Game 3   | Hartford 3     | Rochester 1    |      | 11,200     |
|                            |                    | May 31 - Game 4   | Hartford 2     | Rochester 4    |      | 9,106      |
|                            |                    | June 2 - Game 5   | Rochester 0    | Hartford 2     |      | 12,129     |
|                            |                    | June 4 - Game 6   | Hartford 4     | Rochester 1    |      | 11,051     |
| Hartford Wins Calder Cup   |                    |                   |                |                |      |            |
| 2001/E                     | Phil. 3<br>Roch. 1 | April 11 - Game 1 | Philadelphia 3 | Rochester 4    | OT   | 3,316      |
|                            |                    | April 13 - Game 2 | Rochester 1    | Philadelphia 2 | OT   | 3,251      |
|                            |                    | April 14 - Game 3 | Philadelphia 2 | Rochester 0    |      | 5,092      |
|                            |                    | April 16 - Game 4 | Rochester 2    | Philadelphia 4 |      | 2,488      |
| 2002/Q2                    | Phil. 2<br>Roch. 0 | April 9 - Game 1  | Rochester 2    | Philadelphia 4 |      | 1,685      |
|                            |                    | April 11 - Game 2 | Rochester 2    | Philadelphia 3 |      | 1,793      |
| 2003/Q1                    | Mil. 2<br>Roch. 1  | April 10 - Game 1 | Rochester 3    | Milwaukee 4    | OT   | 1,590      |
|                            |                    | April 12 - Game 2 | Rochester 6    | Milwaukee 3    |      | 2,652      |
|                            |                    | April 13 - Game 3 | Rochester 1    | Milwaukee 6    |      | 1,469      |
| 2004/F                     | Roch. 4<br>Syr. 3  | April 16 - Game 1 | Rochester 2    | Syracuse 3     |      | 4,320      |
|                            |                    | April 17 - Game 2 | Rochester 6    | Syracuse 0     |      | 4,351      |
|                            |                    | April 21 - Game 3 | Syracuse 3     | Rochester 2    |      | 3,884      |
|                            |                    | April 23 - Game 4 | Syracuse 3     | Rochester 2    |      | 6,177      |
|                            |                    | April 25 - Game 5 | Rochester 6    | Syracuse 0     |      | 4,818      |
|                            |                    | April 28 - Game 6 | Syracuse 5     | Rochester 7    |      | 4,582      |
|                            |                    | May 1 - Game 7    | Rochester 4    | Syracuse 3     | OT   | 6,182      |
| 2004/K                     | Roch. 4<br>Ham. 0  | May 5 - Game 1    | Rochester 2    | Hamilton 0     |      | 2,331      |
|                            |                    | May 6 - Game 2    | Rochester 4    | Hamilton 1     |      | 2,239      |
|                            |                    | May 8 - Game 3    | Hamilton 1     | Rochester 5    |      | 8,486      |
|                            |                    | May 9 - Game 4    | Hamilton 1     | Rochester 3    |      | 5,784      |



# PLAYOFFS PLAYOFF HISTORY 1957-2020



## PLAYOFF HISTORY

| Year                                    | Series                       | Date              | Away                         | Home         | OT    | Attendance |
|---|------------------------------|-------------------|------------------------------|--------------|-------|------------|
| 2004/N                                  | Mil. 4<br>Roch. 1            | May 18 - Game 1   | Rochester 1                  | Milwaukee 2  |       | 2,488      |
|   |                              | May 20 - Game 2   | Rochester 4                  | Milwaukee 1  |       | 3,176      |
|   |                              | May 22 - Game 3   | Milwaukee 2                  | Rochester 1* | OT    | 8,462      |
|   |                              | May 23 - Game 4   | Milwaukee 3                  | Rochester 2* |       | 6,857      |
|   |                              | May 26 - Game 5   | Milwaukee 4                  | Rochester 1  |       | 5,854      |
| * Games played at HSBC Arena in Buffalo |                              |                   |                              |              |       |            |
| 2005/E                                  | Roch. 4<br>Ham. 0            | April 20 - Game 1 | Hamilton 1                   | Rochester 3  |       | 3,807      |
|   |                              | April 22 - Game 2 | Hamilton 1                   | Rochester 2  |       | 5,817      |
|   |                              | April 24 - Game 3 | Rochester 4                  | Hamilton 3   |       | 3,938      |
|   |                              | April 26 - Game 4 | Rochester 5                  | Hamilton 4   |       | 3,119      |
| 2005/K                                  | Man. 4<br>Roch. 1            | May 4 - Game 1    | Manitoba 2                   | Rochester 4  |       | 4,052      |
|   |                              | May 6 - Game 2    | Manitoba 1                   | Rochester 0  |       | 6,709      |
|   |                              | May 9 - Game 3    | Rochester 4                  | Manitoba 5   | OT    | 7,140      |
|   |                              | May 11 - Game 4   | Rochester 1                  | Manitoba 2   |       | 8,520      |
|   |                              | May 13 - Game 5   | Rochester 2                  | Manitoba 5   |       | 15,015     |
| 2006                                    | Amerks did not make playoffs |                   |                              |              |       |            |
| 2007/F                                  | Ham. 4<br>Roch. 2            | April 19 - Game 1 | Hamilton 2                   | Rochester 0  |       | 2,536      |
|   |                              | April 21 - Game 2 | Hamilton 1                   | Rochester 3  |       | 3,486      |
|   |                              | April 22 - Game 3 | Rochester 4                  | Hamilton 5   | 2OT   | 2,239      |
|   |                              | April 24 - Game 4 | Rochester 4                  | Hamilton 3   |       | 2,145      |
|   |                              | April 26 - Game 5 | Hamilton 4                   | Rochester 2  |       | 3,086      |
|   |                              | April 28 - Game 4 | Rochester 2                  | Hamilton 6   |       | 3,221      |
| 2008                                    | Amerks did not make playoffs |                   |                              |              |       |            |
| 2009                                    | Amerks did not make playoffs |                   |                              |              |       |            |
| 2010/F                                  | Abb. 4<br>Roch. 3            | April 15          | Abbotsford 3                 | Rochester 2  |       | 2,296      |
|   |                              | April 17          | Abbotsford 1                 | Rochester 4  |       | 3,597      |
|   |                              | April 19          | Rochester 8                  | Abbotsford 4 |       | 3,010      |
|   |                              | April 21          | Rochester 6                  | Abbotsford 1 |       | 2,633      |
|   |                              | April 23          | Rochester 1                  | Abbotsford 3 |       | 2,223      |
|   |                              | April 25          | Abbotsford 5                 | Rochester 1  |       | 3,185      |
|   |                              | April 27          | Abbotsford 2                 | Rochester 0  |       | 3,159      |
|   |                              | 2011              | Amerks did not make playoffs |              |       |            |
| 2012/F                                  | Tor. 3<br>Roch. 0            | April 19          | Rochester 3                  | Toronto 4    |       | 6,244      |
|   |                              | April 21          | Rochester 3                  | Toronto 4    |       | 7,816      |
|   |                              | April 23          | Toronto 3                    | Rochester 0  |       | 7,118      |
| 2013/F                                  | Tor. 3<br>Roch. 0            | April 28          | Rochester 3                  | Toronto 6    |       | 5,544      |
|   |                              | April 29          | Rochester 0                  | Toronto 2    |       | 6,052      |
|   |                              | May 1             | Toronto 3                    | Rochester 2  | OT    | 4,565      |
| 2014/F<br>Roch. 2                       | Chi. 3<br>April 26           | April 25          | Chicago 4                    | Rochester 3  | OT    | 5,710      |
|   |                              | Chicago 2         | Rochester 3                  | Chicago 4    | 6,409 | 4,220      |
|   |                              | May 1             | Rochester 0                  | Chicago 4    |       | 3,473      |
|   |                              | May 2             | Rochester 7                  | Chicago 2    |       | 3,473      |
|   |                              | May 4             | Rochester 2                  | Chicago 4    |       | 3,613      |
| 2015                                    | Amerks did not make playoffs |                   |                              |              |       |            |
| 2016                                    | Amerks did not make playoffs |                   |                              |              |       |            |
| 2017                                    | Amerks did not make playoffs |                   |                              |              |       |            |
| 2018/D                                  | Syr. 3<br>Roch. 0            | April 20          | Rochester 2                  | Syracuse 6   |       | 5,112      |
|   |                              | April 21          | Rochester 5                  | Syracuse 6   |       | 5,979      |
|   |                              | April 25          | Syracuse 6                   | Rochester 3  |       | 6,145      |



# PLAYOFFS PLAYOFF HISTORY 1957-2020



## PLAYOFF HISTORY

| Year   | Series            | Date                             | Away                                  | Home                                    | OT | Attendance              |
|--------|-------------------|----------------------------------|---------------------------------------|---|----|-------------------------|
| 2019/D | Tor. 3<br>Roch. 0 | April 19<br>April 21<br>April 24 | Toronto 4<br>Toronto 3<br>Rochester 1 | Rochester 1<br>Rochester 2<br>Toronto 3 | OT | 7,502<br>4,092<br>6,119 |

2020 – Calder Cup Playoffs canceled on May 11, 2020 due to COVID-19 pandemic



# PLAYOFFS ALL-TIME TEAM PLAYOFF LEADERS



## GAMES PLAYED

|    |                   |    |
|----|-------------------|----|
| 1  | JODY GAGE         | 81 |
| 2  | DAN FRAWLEY       | 80 |
| 3  | RANDY CUNNEYWORTH | 67 |
| 4  | SCOTT METCALFE    | 65 |
| 5  | SCOTT NICHOL      | 63 |
| 6  | DOMENIC PITTIS    | 57 |
| 7  | DEAN MELANSON     | 54 |
|    | DON McSWEEN       | 54 |
| 9  | MIKE HURLBUT      | 51 |
| 10 | DOUG HOUDA        | 49 |
| 11 | DENIS HAMEL       | 48 |
| 12 | JIM WIEMER        | 47 |
|    | STAN SMRKE        | 47 |

## GOALS

|    |                   |    |
|----|-------------------|----|
| 1  | JODY GAGE         | 36 |
| 2  | JIM PAPPIN        | 21 |
| 3  | RAY SHEPPARD      | 20 |
| 4  | DAN FRAWLEY       | 19 |
|    | GEORDIE ROBERTSON | 19 |
| 6  | RANDY CUNNEYWORTH | 18 |
| 7  | DOMENIC PITTIS    | 16 |
| 8  | BRONCO HORVATH    | 15 |
|    | STAN SMRKE        | 15 |
|    | GATES ORLANDO     | 15 |
| 11 | SCOTT METCALFE    | 14 |
|    | SEAN McKENNA      | 14 |
|    | BOB MONGRAIN      | 14 |

## PENALTY MINUTES

|    |                   |     |
|----|-------------------|-----|
| 1  | RANDY CUNNEYWORTH | 194 |
| 2  | JIM HOFFORD       | 157 |
| 3  | DAN FRAWLEY       | 155 |
| 4  | SCOTT METCALFE    | 138 |
| 5  | DALE DeGRAY       | 135 |
| 6  | CHRIS LANGEVIN    | 130 |
| 7  | BRAD MILLER       | 119 |
| 8  | ROB RAY           | 115 |
| 9  | GEORDIE ROBERTSON | 104 |
| 10 | LOU CRAWFORD      | 94  |

## GOALIE - GAMES PLAYED

|    |                  |    |
|----|------------------|----|
| 1  | BOBBY PERREAULT  | 43 |
| 2  | DARCY WAKALUK    | 36 |
| 3  | JACQUES CLOUTIER | 34 |
| 4  | MIKA NORONEN     | 26 |
| 5  | RYAN MILLER      | 24 |
|    | MARTIN BIRON     | 24 |
|    | DAVID LITTMAN    | 24 |
| 8  | STEVE SHIELDS    | 20 |
| 9  | DAREN PUPPA      | 18 |
| 10 | OLAF KOLZIG      | 17 |
| 11 | GERRY CHEEVERS   | 14 |
|    | JIM PETTIE       | 14 |

## POINTS

|    |                   |    |
|----|-------------------|----|
| 1  | JODY GAGE         | 79 |
| 2  | DOMENIC PITTIS    | 70 |
| 3  | DAN FRAWLEY       | 46 |
| 4  | GATES ORLANDO     | 45 |
| 5  | GEORDIE ROBERTSON | 43 |
| 6  | RANDY CUNNEYWORTH | 42 |
|    | JIM WIEMER        | 42 |
| 8  | BRONCO HORVATH    | 41 |
| 9  | DIXON WARD        | 35 |
| 10 | STAN SMRKE        | 33 |
| 11 | PETER CIAVAGLIA   | 32 |
|    | DON McSWEEN       | 32 |

## ASSISTS

|    |                   |    |
|----|-------------------|----|
| 1  | DOMENIC PITTIS    | 54 |
| 2  | JODY GAGE         | 43 |
| 3  | JIM WIEMER        | 34 |
| 4  | GATES ORLANDO     | 30 |
| 5  | DAN FRAWLEY       | 27 |
| 6  | BRONCO HORVATH    | 26 |
| 7  | GEORDIE ROBERTSON | 24 |
|    | DIXON WARD        | 24 |
| 9  | J.F. SAUVE        | 23 |
| 10 | DON McSWEEN       | 22 |
| 11 | PETER CIAVAGLIA   | 21 |

## GOALIE GOALS AGAINST AVERAGE (MINIMUM 5 GAMES PLAYED)

|    |                 |      |
|----|-----------------|------|
| 1  | MIKA NORONEN    | 1.94 |
| 2  | RYAN MILLER     | 2.37 |
| 3  | GERRY McNEIL    | 2.40 |
| 4  | MARTIN BIRON    | 2.47 |
| 5  | STEVE SHIELDS   | 2.62 |
| 6  | FRED DESCHENES  | 2.68 |
| 7  | GERRY CHEEVERS  | 2.81 |
| 8  | DAVE LITTMAN    | 2.89 |
|    | BOBBY PERREAULT | 2.89 |
| 10 | ED CHADWICK     | 2.92 |

## GOALIE WINS

|    |                  |    |
|----|------------------|----|
| 1  | BOBBY PERREAULT  | 25 |
| 2  | DARCY WAKALUK    | 21 |
|    | JACQUES CLOUTIER | 21 |
| 4  | STEVE SHIELDS    | 15 |
| 5  | MIKA NORONEN     | 14 |
| 6  | RYAN MILLER      | 13 |
|    | MARTIN BIRON     | 13 |
| 8  | DAVID LITTMAN    | 12 |
| 9  | DAREN PUPPA      | 10 |
| 10 | OLAF KOLZIG      | 9  |
| 11 | GERRY CHEEVERS   | 8  |
| 12 | JIM PETTIE       | 6  |
|    | DAVE REECE       | 6  |

# PLAYOFFS ALL-TIME PLAYOFF STATISTICS



## ALL-TIME PLAYOFF STATISTICS

| NAME              | SEASON       | GP        | G        | A         | PTS       | PIM       |
|-------------------|--------------|-----------|----------|-----------|-----------|-----------|
| Adam, Luke        | 11-12        | 3         | 0        | 1         | 1         | 4         |
| Adam, Luke        | 12-13        | 3         | 0        | 0         | 0         | 2         |
| Adam, Luke        | 13-14        | 5         | 2        | 2         | 4         | 4         |
|                   | <b>TOTAL</b> | <b>11</b> | <b>2</b> | <b>3</b>  | <b>5</b>  | <b>10</b> |
| Adduono, Jeremy   | 99-00        | 21        | 6        | 11        | 17        | 2         |
| Adduono, Jeremy   | 00-01        | 4         | 1        | 0         | 1         | 4         |
| Adduono, Jeremy   | 01-02        | 2         | 1        | 0         | 1         | 0         |
|                   | <b>TOTAL</b> | <b>27</b> | <b>8</b> | <b>11</b> | <b>19</b> | <b>6</b>  |
| Adduono, Rick     | 75-76        | 7         | 2        | 1         | 3         | 7         |
| Adduono, Rick     | 76-77        | 8         | 3        | 1         | 4         | 2         |
| Adduono, Rick     | 77-78        | 6         | 1        | 2         | 3         | 6         |
|                   | <b>TOTAL</b> | <b>21</b> | <b>6</b> | <b>4</b>  | <b>10</b> | <b>15</b> |
| Afinogenov, Maxim | 99-00        | 8         | 3        | 1         | 4         | 4         |
| Aldcorn, Gary     | 56-57        | 10        | 1        | 4         | 5         | 2         |
| Aldcorn, Gary     | 58-59        | 5         | 0        | 2         | 2         | 0         |
|                   | <b>TOTAL</b> | <b>15</b> | <b>1</b> | <b>6</b>  | <b>7</b>  | <b>2</b>  |
| Aldred, Jim       | 83-84        | 11        | 2        | 0         | 2         | 33        |
| Aldous, Chris     | 99-00        | 4         | 0        | 1         | 1         | 0         |
| Ambroziak, Peter  | 92-93        | 12        | 4        | 3         | 7         | 16        |
| Amodeo, Mike      | 75-76        | 3         | 0        | 1         | 1         | 0         |
| Anderson, Brad    | 77-78        | 6         | 1        | 1         | 2         | 6         |
| Anderson, Earl    | 77-78        | 6         | 1        | 2         | 3         | 2         |
| Anderson, Craig   | 06-07        | 6         | 0        | 0         | 0         | 4         |
| Anderson, Shawn   | 89-90        | 9         | 1        | 0         | 1         | 8         |
| Andersson, Mikael | 86-87        | 9         | 1        | 2         | 3         | 2         |
| Angotti, Lou      | 63-64        | 2         | 1        | 1         | 2         | 0         |
| Arbour, Al        | 62-63        | 2         | 0        | 2         | 2         | 2         |
| Arbour, Al        | 63-64        | 2         | 1        | 0         | 1         | 2         |
| Arbour, Al        | 65-66        | 12        | 0        | 2         | 2         | 8         |
|                   | <b>TOTAL</b> | <b>16</b> | <b>1</b> | <b>4</b>  | <b>5</b>  | <b>12</b> |
| Armia, Joel       | 13-14        | 5         | 3        | 3         | 6         | 9         |
| Armstrong, Norm   | 63-64        | 2         | 0        | 1         | 1         | 4         |
| Armstrong, Norm   | 65-66        | 12        | 0        | 0         | 0         | 12        |
|                   | <b>TOTAL</b> | <b>14</b> | <b>0</b> | <b>1</b>  | <b>1</b>  | <b>16</b> |
| Armstrong, Bob    | 62-63        | 2         | 1        | 0         | 1         | 4         |
| Askey, Tom        | 01-02        | 1         | 0        | 0         | 0         | 0         |
| Askey, Tom        | 03-04        | 2         | 0        | 0         | 0         | 0         |
|                   | <b>TOTAL</b> | <b>3</b>  | <b>0</b> | <b>0</b>  | <b>0</b>  | <b>0</b>  |
| Asplund, Rasmus   | 18-19        | 3         | 0        | 0         | 0         | 0         |
| Astley, Mark      | 94-95        | 3         | 0        | 2         | 2         | 2         |
| Audette, Donald   | 89-90        | 15        | 9        | 8         | 17        | 29        |
| Bailen, Nick      | 12-13        | 3         | 0        | 0         | 0         | 0         |
| Bailey, Justin    | 17-18        | 3         | 2        | 0         | 2         | 0         |
| Balfour, Earl     | 56-57        | 10        | 3        | 5         | 8         | 6         |
| Balfour, Murray   | 58-59        | 1         | 0        | 0         | 0         | 0         |
| Baptiste, Nick    | 17-18        | 3         | 1        | 0         | 1         | 2         |
| Barrie, Mike      | 93-94        | 3         | 0        | 1         | 1         | 0         |
| Bartovic, Milan   | 00-01        | 4         | 0        | 1         | 1         | 2         |
| Bartovic, Milan   | 01-02        | 2         | 0        | 0         | 0         | 0         |
| Bartovic, Milan   | 02-03        | 3         | 0        | 0         | 0         | 0         |
| Bartovic, Milan   | 03-04        | 2         | 0        | 0         | 0         | 2         |
| Bartovic, Milan   | 04-05        | 9         | 0        | 3         | 3         | 22        |
|                   | <b>TOTAL</b> | <b>20</b> | <b>0</b> | <b>4</b>  | <b>4</b>  | <b>26</b> |
| Bavis, Mike       | 93-94        | 2         | 0        | 1         | 1         | 0         |
| Bavis, Mike       | 94-95        | 5         | 0        | 1         | 1         | 9         |
|                   | <b>TOTAL</b> | <b>7</b>  | <b>0</b> | <b>2</b>  | <b>2</b>  | <b>9</b>  |

# PLAYOFFS ALL-TIME PLAYOFF STATISTICS



## ALL-TIME PLAYOFF STATISTICS

| NAME               | SEASON       | GP        | G        | A         | PTS       | PIM       |
|--------------------|--------------|-----------|----------|-----------|-----------|-----------|
| Bednar, Jared      | 99-00        | 1         | 0        | 0         | 0         | 0         |
| Bennett, Bill      | 76-77        | 4         | 1        | 1         | 2         | 12        |
| Bennett, Bill      | 77-78        | 6         | 0        | 4         | 4         | 14        |
|                    | <b>TOTAL</b> | <b>10</b> | <b>1</b> | <b>5</b>  | <b>6</b>  | <b>26</b> |
| Bernhardt, Tim     | 81-82        | 9         | 0        | 0         | 0         | 0         |
| Bianchi, Joe       | 99-00        | 1         | 0        | 0         | 0         | 0         |
| Biega, Alex        | 11-12        | 2         | 0        | 2         | 2         | 6         |
| Biega, Alex        | 12-13        | 3         | 0        | 2         | 2         | 2         |
|                    | <b>TOTAL</b> | <b>5</b>  | <b>0</b> | <b>4</b>  | <b>4</b>  | <b>8</b>  |
| Biggs, Don         | 90-91        | 15        | 9        | 14        | 23        | 14        |
| Biron, Martin      | 97-98        | 4         | 0        | 0         | 0         | 0         |
| Biron, Martin      | 98-99        | 20        | 0        | 3         | 3         | 10        |
|                    | <b>TOTAL</b> | <b>24</b> | <b>0</b> | <b>3</b>  | <b>3</b>  | <b>10</b> |
| Black, James       | 93-94        | 4         | 2        | 3         | 5         | 0         |
| Blackwell, Colin   | 17-18        | 3         | 1        | 2         | 3         | 0         |
| Bodak, Bob         | 83-84        | 3         | 0        | 2         | 2         | 0         |
| Boikov, Alexandre  | 98-99        | 17        | 1        | 3         | 4         | 24        |
| Boland, Mike       | 79-80        | 4         | 1        | 1         | 2         | 6         |
| Bolibruck, Kevin   | 00-01        | 3         | 0        | 0         | 0         | 0         |
| Bolibruck, Kevin   | 02-03        | 3         | 0        | 0         | 0         | 10        |
|                    | <b>TOTAL</b> | <b>6</b>  | <b>0</b> | <b>0</b>  | <b>0</b>  | <b>12</b> |
| Booth, David       | 06-07        | 6         | 0        | 2         | 2         | 4         |
| Borgen, Will       | 18-19        | 3         | 0        | 0         | 0         | 0         |
| Botterill, Jason   | 02-03        | 3         | 1        | 1         | 2         | 21        |
| Botterill, Jason   | 03-04        | 16        | 5        | 10        | 15        | 19        |
|                    | <b>TOTAL</b> | <b>19</b> | <b>6</b> | <b>11</b> | <b>17</b> | <b>40</b> |
| Boucher, Phillippe | 92-93        | 3         | 0        | 1         | 1         | 2         |
| Boulton, Eric      | 99-00        | 17        | 2        | 1         | 3         | 53        |
| Boyce, Ian         | 91-92        | 16        | 3        | 1         | 4         | 0         |
| Boyer, Wally       | 61-62        | 2         | 0        | 0         | 0         | 0         |
| Boyer, Wally       | 63-64        | 2         | 1        | 0         | 1         | 2         |
|                    | <b>TOTAL</b> | <b>4</b>  | <b>1</b> | <b>0</b>  | <b>1</b>  | <b>2</b>  |
| Brassard, Gaston   | 62-63        | 1         | 0        | 0         | 0         | 0         |
| Breen, Mike        | 79-80        | 4         | 0        | 1         | 1         | 4         |
| Brennan, T.J.      | 11-12        | 3         | 2        | 0         | 2         | 6         |
| Brindley, Ryan     | 01-02        | 2         | 0        | 0         | 0         | 0         |
| Brine, David       | 09-10        | 7         | 0        | 1         | 1         | 2         |
| Brown, Arnie       | 62-63        | 2         | 0        | 0         | 0         | 6         |
| Brown, Curtis      | 95-96        | 12        | 0        | 1         | 1         | 2         |
| Brown, Curtis      | 96-97        | 10        | 4        | 5         | 9         | 4         |
|                    | <b>TOTAL</b> | <b>22</b> | <b>4</b> | <b>6</b>  | <b>10</b> | <b>6</b>  |
| Brown, Greg        | 90-91        | 14        | 1        | 4         | 5         | 8         |
| Brown, Greg        | 91-92        | 15        | 1        | 5         | 6         | 4         |
| Brown, Greg        | 92-93        | 16        | 3        | 8         | 11        | 14        |
|                    | <b>TOTAL</b> | <b>45</b> | <b>5</b> | <b>17</b> | <b>22</b> | <b>26</b> |
| Brownschilde, Jack | 86-87        | 12        | 1        | 3         | 4         | 0         |
| Brydges, Paul      | 87-88        | 7         | 1        | 1         | 2         | 4         |
| Buckley, Tom       | 99-00        | 4         | 1        | 0         | 1         | 0         |
| Burns, Gary        | 84-85        | 2         | 0        | 1         | 1         | 6         |
| Burridge, Randy    | 97-98        | 1         | 0        | 1         | 1         | 0         |
| Byers, Mike        | 76-77        | 8         | 2        | 4         | 6         | 0         |
| Campbell, Brian    | 98-99        | 2         | 0        | 0         | 0         | 0         |
| Campbell, Brian    | 99-00        | 21        | 0        | 3         | 3         | 0         |
| Campbell, Brian    | 00-01        | 4         | 0        | 1         | 1         | 0         |
|                    | <b>TOTAL</b> | <b>27</b> | <b>0</b> | <b>4</b>  | <b>4</b>  | <b>0</b>  |
| Capello, Jeff      | 87-88        | 7         | 1        | 4         | 5         | 4         |
| Card, Mike         | 06-07        | 6         | 0        | 0         | 0         | 8         |
| Carney, Keith      | 91-92        | 2         | 0        | 2         | 2         | 0         |



# PLAYOFFS ALL-TIME PLAYOFF STATISTICS



## ALL-TIME PLAYOFF STATISTICS

| NAME              | SEASON | GP        | G         | A         | PTS       | PIM       |
|-------------------|--------|-----------|-----------|-----------|-----------|-----------|
| Carter, Bill      | 58-59  | 5         | 0         | 0         | 0         | 0         |
| Casselman, Mike   | 97-98  | 4         | 1         | 1         | 2         | 2         |
| Catenacci, Dan    | 13-14  | 2         | 0         | 0         | 0         | 0         |
| Cherry, Don       | 63-64  | 2         | 0         | 0         | 0         | 4         |
| Cherry, Don       | 65-66  | 12        | 2         | 5         | 7         | 14        |
| <b>TOTAL</b>      |        | <b>14</b> | <b>2</b>  | <b>5</b>  | <b>7</b>  | <b>18</b> |
| Chapman, Brian    | 03-04  | 16        | 1         | 0         | 1         | 18        |
| Charron, Craig    | 95-96  | 19        | 7         | 10        | 17        | 12        |
| Charron, Craig    | 96-97  | 10        | 2         | 7         | 9         | 4         |
| Charron, Craig    | 97-98  | 4         | 1         | 1         | 2         | 0         |
| Charron, Craig    | 00-01  | 4         | 0         | 1         | 1         | 2         |
| Charron, Craig    | 01-02  | 2         | 0         | 0         | 0         | 0         |
| <b>TOTAL</b>      |        | <b>39</b> | <b>10</b> | <b>19</b> | <b>29</b> | <b>18</b> |
| Cheevers, Gerry   | 63-64  | 2         | 0         | 0         | 0         | 0         |
| Ciavaglia, Peter  | 91-92  | 6         | 2         | 5         | 7         | 6         |
| Ciavaglia, Peter  | 92-93  | 17        | 9         | 16        | 25        | 12        |
| <b>TOTAL</b>      |        | <b>23</b> | <b>11</b> | <b>21</b> | <b>32</b> | <b>18</b> |
| Cielsa, Hank      | 59-60  | 11        | 3         | 7         | 10        | 14        |
| Cipolla, Jason    | 99-00  | 21        | 4         | 4         | 8         | 27        |
| Cipolla, Jason    | 00-01  | 4         | 0         | 0         | 0         | 2         |
| <b>TOTAL</b>      |        | <b>25</b> | <b>4</b>  | <b>4</b>  | <b>8</b>  | <b>29</b> |
| Clark, Gordie     | 75-76  | 7         | 2         | 3         | 5         | 5         |
| Clark, Gordie     | 76-77  | 12        | 7         | 9         | 16        | 4         |
| Clark, Gordie     | 77-78  | 6         | 2         | 0         | 2         | 0         |
| <b>TOTAL</b>      |        | <b>25</b> | <b>11</b> | <b>12</b> | <b>23</b> | <b>9</b>  |
| Cloutier, Jacques | 82-83  | 16        | 0         | 1         | 1         | 2         |
| Cloutier, Jacques | 83-84  | 18        | 0         | 1         | 1         | 10        |
| <b>TOTAL</b>      |        | <b>34</b> | <b>0</b>  | <b>2</b>  | <b>2</b>  | <b>12</b> |
| Colley, Kevin     | 01-02  | 2         | 0         | 1         | 1         | 0         |
| Conacher, Brian   | 65-66  | 12        | 6         | 0         | 6         | 18        |
| Conn, Rob         | 95-96  | 19        | 7         | 6         | 13        | 10        |
| Conroy, Al        | 86-87  | 13        | 1         | 3         | 4         | 50        |
| Cooper, Dave      | 93-94  | 4         | 1         | 1         | 2         | 2         |
| Cooper, Dave      | 95-96  | 8         | 0         | 1         | 1         | 12        |
| <b>TOTAL</b>      |        | <b>12</b> | <b>1</b>  | <b>2</b>  | <b>3</b>  | <b>14</b> |
| Copeland, Todd    | 94-95  | 5         | 1         | 0         | 1         | 14        |
| Corkum, Bob       | 89-90  | 12        | 2         | 5         | 7         | 16        |
| Corkum, Bob       | 90-91  | 15        | 4         | 4         | 8         | 4         |
| Corkum, Bob       | 91-92  | 8         | 0         | 6         | 6         | 8         |
| <b>TOTAL</b>      |        | <b>35</b> | <b>6</b>  | <b>15</b> | <b>21</b> | <b>28</b> |
| Cornel, Eric      | 17-18  | 2         | 0         | 0         | 0         | 0         |
| Cornel, Eric      | 18-19  | 1         | 0         | 0         | 0         | 0         |
| <b>TOTAL</b>      |        | <b>3</b>  | <b>0</b>  | <b>0</b>  | <b>0</b>  | <b>0</b>  |
| Cote, Roger       | 61-62  | 2         | 0         | 0         | 0         | 4         |
| Crawford, Lou     | 82-83  | 13        | 1         | 1         | 2         | 7         |
| Crawford, Lou     | 83-84  | 17        | 2         | 4         | 6         | 87        |
| <b>TOTAL</b>      |        | <b>30</b> | <b>3</b>  | <b>5</b>  | <b>8</b>  | <b>94</b> |
| Crawford, Nick    | 11-12  | 3         | 0         | 1         | 1         | 0         |
| Crawford, Nick    | 12-13  | 1         | 0         | 0         | 0         | 0         |
| Crawford, Nick    | 13-14  | 5         | 1         | 1         | 2         | 6         |
| <b>TOTAL</b>      |        | <b>9</b>  | <b>1</b>  | <b>2</b>  | <b>3</b>  | <b>6</b>  |
| Creighton, Adam   | 84-85  | 5         | 2         | 1         | 3         | 20        |
| Creighton, Dave   | 58-59  | 5         | 1         | 3         | 4         | 4         |
| Creighton, Dave   | 59-60  | 12        | 3         | 3         | 6         | 10        |
| <b>TOTAL</b>      |        | <b>17</b> | <b>4</b>  | <b>6</b>  | <b>10</b> | <b>14</b> |
| Criscuolo, Kyle   | 17-18  | 3         | 1         | 0         | 1         | 2         |
| Criscuolo, Kyle   | 18-19  | 3         | 0         | 0         | 0         | 0         |
| <b>TOTAL</b>      |        | <b>6</b>  | <b>1</b>  | <b>0</b>  | <b>1</b>  | <b>2</b>  |
| Crowley, Paul     | 79-80  | 4         | 1         | 0         | 1         | 6         |
| Crozier, Joe      | 59-60  | 12        | 0         | 2         | 2         | 11        |



# PLAYOFFS ALL-TIME PLAYOFF STATISTICS



## ALL-TIME PLAYOFF STATISTICS

| NAME                 | SEASON       | GP        | G         | A         | PTS       | PIM        |
|----------------------|--------------|-----------|-----------|-----------|-----------|------------|
| Cullen, David        | 03-04        | 16        | 1         | 4         | 5         | 6          |
| Cullen, David        | 04-05        | 9         | 2         | 3         | 5         | 4          |
|                      | <b>TOTAL</b> | <b>25</b> | <b>3</b>  | <b>7</b>  | <b>10</b> | <b>10</b>  |
| Cunneyworth, Randy   | 81-82        | 9         | 4         | 0         | 4         | 30         |
| Cunneyworth, Randy   | 82-83        | 16        | 4         | 4         | 8         | 35         |
| Cunneyworth, Randy   | 83-84        | 17        | 5         | 5         | 10        | 55         |
| Cunneyworth, Randy   | 84-85        | 5         | 2         | 1         | 3         | 16         |
| Cunneyworth, Randy   | 98-99        | 20        | 3         | 14        | 17        | 58         |
|                      | <b>TOTAL</b> | <b>67</b> | <b>18</b> | <b>24</b> | <b>42</b> | <b>194</b> |
| Dadonov, Evgeny      | 09-10        | 7         | 0         | 1         | 1         | 0          |
| Daubenspeck, Kirk    | 99-00        | 1         | 0         | 0         | 0         | 0          |
| Davidson, Matt       | 97-98        | 3         | 1         | 0         | 1         | 2          |
| Davidson, Matt       | 98-99        | 18        | 2         | 1         | 3         | 6          |
| Davidson, Matt       | 99-00        | 20        | 4         | 2         | 6         | 8          |
|                      | <b>TOTAL</b> | <b>41</b> | <b>7</b>  | <b>3</b>  | <b>10</b> | <b>16</b>  |
| Davis, Mal           | 81-82        | 9         | 2         | 3         | 5         | 2          |
| Davis, Mal           | 83-84        | 15        | 6         | 9         | 15        | 33         |
|                      | <b>TOTAL</b> | <b>24</b> | <b>8</b>  | <b>12</b> | <b>20</b> | <b>35</b>  |
| Dawe, Jason          | 92-93        | 3         | 1         | 0         | 1         | 0          |
| Dawe, Jason          | 03-04        | 1         | 0         | 0         | 0         | 0          |
|                      | <b>TOTAL</b> | <b>4</b>  | <b>1</b>  | <b>0</b>  | <b>1</b>  | <b>0</b>   |
| DeGray, Dale         | 89-90        | 17        | 5         | 6         | 11        | 59         |
| DeGray, Dale         | 90-91        | 15        | 3         | 4         | 7         | 76         |
| De Gray, John        | 09-10        | 2         | 0         | 0         | 0         | 2          |
|                      | <b>TOTAL</b> | <b>32</b> | <b>8</b>  | <b>10</b> | <b>18</b> | <b>135</b> |
| Deslauriers, Jacques | 56-57        | 2         | 0         | 1         | 1         | 0          |
| Deslauriers, Nick    | 13-14        | 5         | 1         | 1         | 2         | 9          |
| Douglas, Kent        | 63-64        | 2         | 0         | 1         | 1         | 4          |
| Donaldson, Mike      | 61-62        | 2         | 0         | 0         | 0         | 0          |
| Donnelly, Mike       | 89-90        | 16        | 12        | 7         | 19        | 9          |
| Drader, Daryl        | 79-80        | 4         | 0         | 3         | 3         | 4          |
| Draper, Tom          | 98-99        | 2         | 0         | 0         | 0         | 0          |
| Draper, Bruce        | 61-62        | 2         | 0         | 0         | 0         | 0          |
| Draper, Bruce        | 62-63        | 2         | 0         | 1         | 1         | 0          |
|                      | <b>TOTAL</b> | <b>4</b>  | <b>0</b>  | <b>1</b>  | <b>1</b>  | <b>0</b>   |
| Drolet, Rene         | 75-76        | 7         | 0         | 1         | 1         | 0          |
| Drolet, Rene         | 76-77        | 12        | 5         | 4         | 9         | 4          |
| Drolet, Rene         | 77-78        | 6         | 5         | 1         | 6         | 2          |
|                      | <b>TOTAL</b> | <b>25</b> | <b>10</b> | <b>6</b>  | <b>16</b> | <b>6</b>   |
| Duco, Michael        | 09-10        | 7         | 1         | 0         | 1         | 18         |
| Duff, Les            | 63-64        | 2         | 0         | 1         | 1         | 0          |
| Duff, Les            | 65-66        | 12        | 0         | 2         | 2         | 8          |
|                      | <b>TOTAL</b> | <b>14</b> | <b>0</b>  | <b>3</b>  | <b>3</b>  | <b>8</b>   |
| Dufresne, Sylvain    | 04-05        | 1         | 0         | 0         | 0         | 0          |
| Duncan, Bob          | 56-57        | 3         | 0         | 1         | 1         | 8          |
| Dunn, Richie         | 86-87        | 18        | 1         | 6         | 7         | 6          |
| Dunn, Richie         | 87-88        | 7         | 3         | 3         | 6         | 2          |
| Dunn, Richie         | 89-90        | 7         | 0         | 4         | 4         | 4          |
|                      | <b>TOTAL</b> | <b>32</b> | <b>4</b>  | <b>13</b> | <b>17</b> | <b>12</b>  |
| Dupuis, Marc         | 98-99        | 16        | 0         | 0         | 0         | 4          |
| Dumont, J.P.         | 99-00        | 21        | 14        | 7         | 21        | 32         |
| Dykstra, Steve       | 82-83        | 15        | 0         | 5         | 5         | 27         |
| Dykstra, Steve       | 84-85        | 2         | 0         | 1         | 1         | 10         |
|                      | <b>TOTAL</b> | <b>17</b> | <b>0</b>  | <b>6</b>  | <b>6</b>  | <b>37</b>  |
| Edestrand, Darryl    | 65-66        | 4         | 1         | 0         | 1         | 2          |
| Edestrand, Darryl    | 76-77        | 12        | 1         | 3         | 4         | 8          |
|                      | <b>TOTAL</b> | <b>16</b> | <b>2</b>  | <b>3</b>  | <b>5</b>  | <b>10</b>  |
| Ehman, Gerry         | 61-62        | 2         | 1         | 1         | 2         | 0          |
| Ehman, Gerry         | 63-64        | 2         | 0         | 1         | 1         | 0          |
| Ehman, Gerry         | 65-66        | 12        | 5         | 4         | 9         | 8          |
| Ehman, Gerry         | 66-67        | 13        | 2         | 7         | 9         | 6          |
|                      | <b>TOTAL</b> | <b>29</b> | <b>8</b>  | <b>13</b> | <b>21</b> | <b>14</b>  |

# PLAYOFFS ALL-TIME PLAYOFF STATISTICS



## ALL-TIME PLAYOFF STATISTICS

| NAME               | SEASON | GP        | G         | A         | PTS       | PIM        |
|--------------------|--------|-----------|-----------|-----------|-----------|------------|
| Elie, Remi         | 18-19  | 3         | 0         | 0         | 0         | 0          |
| Ellerby, Keaton    | 09-10  | 7         | 1         | 0         | 1         | 4          |
| Ellis, Matt        | 12-13  | 3         | 0         | 0         | 0         | 2          |
| Fasching, Hudson   | 17-18  | 1         | 0         | 0         | 0         | 0          |
| Faulkner, Alex     | 61-62  | 2         | 1         | 1         | 2         | 0          |
| Fedun, Taylor      | 17-18  | 3         | 0         | 0         | 0         | 2          |
| Fehr, Clint        | 81-82  | 5         | 1         | 1         | 2         | 2          |
| Fehr, Clint        | 82-83  | 4         | 0         | 1         | 1         | 24         |
| <b>TOTAL</b>       |        | <b>9</b>  | <b>1</b>  | <b>2</b>  | <b>3</b>  | <b>26</b>  |
| Fenyves, Dave      | 81-82  | 5         | 0         | 1         | 1         | 4          |
| Fenyves, Dave      | 83-84  | 16        | 1         | 4         | 5         | 22         |
| Fenyves, Dave      | 87-88  | 18        | 3         | 12        | 15        | 10         |
| <b>TOTAL</b>       |        | <b>39</b> | <b>4</b>  | <b>17</b> | <b>21</b> | <b>36</b>  |
| Ferner, Mark       | 87-88  | 7         | 1         | 4         | 5         | 31         |
| Finley, Joe        | 11-12  | 3         | 0         | 0         | 0         | 0          |
| Fischer, Ron       | 81-82  | 9         | 1         | 2         | 3         | 22         |
| Fischer, Ron       | 83-84  | 15        | 4         | 3         | 7         | 19         |
| <b>TOTAL</b>       |        | <b>24</b> | <b>5</b>  | <b>5</b>  | <b>10</b> | <b>41</b>  |
| Fisher, Craig      | 98-99  | 20        | 9         | 11        | 20        | 10         |
| Fitzpatrick, Rory  | 01-02  | 2         | 0         | 1         | 1         | 0          |
| Fitzpatrick, Rory  | 04-05  | 9         | 0         | 1         | 1         | 12         |
| Fitzpatrick, Rory  | 09-10  | 2         | 0         | 0         | 0         | 0          |
| <b>TOTAL</b>       |        | <b>13</b> | <b>0</b>  | <b>2</b>  | <b>2</b>  | <b>12</b>  |
| Fleming, Reg       | 58-59  | 5         | 0         | 1         | 1         | 13         |
| Fichel, Todd       | 92-93  | 16        | 2         | 4         | 6         | 22         |
| Flynn, Brian       | 12-13  | 3         | 0         | 0         | 0         | 4          |
| Foligno, Marcus    | 11-12  | 3         | 2         | 1         | 3         | 4          |
| Forbes, Mike       | 77-78  | 6         | 0         | 1         | 1         | 24         |
| Franceschetti, Lou | 91-92  | 15        | 3         | 5         | 8         | 31         |
| Floyd, Larry       | 81-82  | 7         | 1         | 1         | 2         | 0          |
| Fraser, Jay        | 86-87  | 6         | 0         | 1         | 1         | 17         |
| Frawley, Dan       | 90-91  | 14        | 4         | 7         | 11        | 34         |
| Frawley, Dan       | 91-92  | 16        | 7         | 5         | 12        | 35         |
| Frawley, Dan       | 92-93  | 17        | 1         | 7         | 8         | 70         |
| Frawley, Dan       | 95-96  | 19        | 5         | 6         | 11        | 8          |
| Frawley, Dan       | 96-97  | 10        | 2         | 2         | 4         | 6          |
| Frawley, Dan       | 97-98  | 4         | 0         | 0         | 0         | 2          |
| <b>TOTAL</b>       |        | <b>80</b> | <b>19</b> | <b>27</b> | <b>46</b> | <b>155</b> |
| Funk, Mike         | 06-07  | 6         | 0         | 1         | 1         | 4          |
| Gage, Jody         | 86-87  | 17        | 14        | 5         | 19        | 24         |
| Gage, Jody         | 87-88  | 5         | 2         | 5         | 7         | 10         |
| Gage, Jody         | 89-90  | 17        | 4         | 6         | 10        | 12         |
| Gage, Jody         | 90-91  | 15        | 6         | 10        | 16        | 14         |
| Gage, Jody         | 91-92  | 16        | 5         | 9         | 14        | 10         |
| Gage, Jody         | 92-93  | 9         | 5         | 8         | 13        | 2          |
| Gage, Jody         | 94-95  | 2         | 0         | 0         | 0         | 0          |
| <b>TOTAL</b>       |        | <b>81</b> | <b>36</b> | <b>43</b> | <b>79</b> | <b>72</b>  |
| Gamble, Dick       | 61-62  | 2         | 0         | 2         | 2         | 0          |
| Gamble, Dick       | 62-63  | 2         | 0         | 1         | 1         | 0          |
| Gamble, Dick       | 63-64  | 2         | 0         | 0         | 0         | 0          |
| Gamble, Dick       | 64-65  | 10        | 5         | 8         | 13        | 6          |
| Gamble, Dick       | 65-66  | 12        | 2         | 9         | 11        | 16         |
| <b>TOTAL</b>       |        | <b>28</b> | <b>7</b>  | <b>20</b> | <b>27</b> | <b>22</b>  |
| Garrison, Jason    | 09-10  | 7         | 2         | 7         | 9         | 0          |
| Garwasiuk, Ron     | 75-76  | 7         | 2         | 5         | 7         | 6          |
| Garwasiuk, Ron     | 76-77  | 12        | 2         | 3         | 5         | 15         |
| Garwasiuk, Ron     | 77-78  | 6         | 3         | 2         | 5         | 33         |
| <b>TOTAL</b>       |        | <b>25</b> | <b>7</b>  | <b>10</b> | <b>17</b> | <b>54</b>  |

# PLAYOFFS ALL-TIME PLAYOFF STATISTICS



## ALL-TIME PLAYOFF STATISTICS

| NAME                   | SEASON       | GP        | G         | A         | PTS       | PIM       |
|------------------------|--------------|-----------|-----------|-----------|-----------|-----------|
| Gasseau, James         | 87-88        | 7         | 2         | 4         | 6         | 24        |
| Gaustad, Paul          | 02-03        | 3         | 0         | 0         | 0         | 4         |
| Gaustad, Paul          | 03-04        | 16        | 3         | 10        | 13        | 30        |
| Gaustad, Paul          | 04-05        | 9         | 6         | 5         | 11        | 16        |
|                        | <b>TOTAL</b> | <b>28</b> | <b>9</b>  | <b>15</b> | <b>24</b> | <b>50</b> |
| Gauthier-Leduc, Jerome | 12-13        | 3         | 0         | 0         | 0         | 0         |
| Gauthier-Leduc, Jerome | 13-14        | 4         | 0         | 1         | 1         | 0         |
|                        | <b>TOTAL</b> | <b>7</b>  | <b>0</b>  | <b>1</b>  | <b>1</b>  | <b>0</b>  |
| Germain, Eric          | 94-95        | 5         | 0         | 2         | 2         | 18        |
| Gibson, Doug           | 76-77        | 12        | 5         | 10        | 15        | 2         |
| Gillies, Jere          | 82-83        | 16        | 1         | 7         | 8         | 11        |
| Gillies, Colton        | 13-14        | 5         | 1         | 1         | 2         | 11        |
| Gill, Sahir            | 17-18        | 2         | 0         | 0         | 0         | 0         |
| Girgensons, Zemgus     | 12-13        | 3         | 3         | 0         | 3         | 0         |
| Globke, Rob            | 06-07        | 4         | 0         | 0         | 0         | 0         |
| Gongalsky, Igor        | 11-12        | 3         | 0         | 0         | 0         | 0         |
| Gordiouk, Viktor       | 92-93        | 17        | 9         | 9         | 18        | 4         |
| Gordiouk, Viktor       | 93-94        | 4         | 3         | 0         | 3         | 2         |
| Gordiouk, Viktor       | 94-95        | 3         | 0         | 2         | 2         | 0         |
|                        | <b>TOTAL</b> | <b>24</b> | <b>12</b> | <b>11</b> | <b>23</b> | <b>6</b>  |
| Gorman, Dave           | 81-82        | 8         | 3         | 4         | 7         | 11        |
| Gosselin, Kurt         | 18-19        | 3         | 0         | 1         | 1         | 0         |
| Gould, John            | 79-80        | 4         | 0         | 1         | 1         | 2         |
| Graham, Rod            | 76-77        | 12        | 1         | 4         | 5         | 6         |
| Graham, Rod            | 77-78        | 6         | 0         | 2         | 2         | 9         |
|                        | <b>TOTAL</b> | <b>18</b> | <b>1</b>  | <b>6</b>  | <b>7</b>  | <b>15</b> |
| Grand-Pierre, J-L      | 97-98        | 4         | 0         | 0         | 0         | 2         |
| Grand-Pierre, J-L      | 99-00        | 17        | 0         | 1         | 1         | 40        |
|                        | <b>TOTAL</b> | <b>21</b> | <b>0</b>  | <b>1</b>  | <b>1</b>  | <b>42</b> |
| Gratchev, Maxime       | 09-10        | 2         | 0         | 0         | 0         | 0         |
| Gray, Terry            | 58-59        | 5         | 1         | 2         | 3         | 2         |
| Griffith, Seth         | 17-18        | 3         | 0         | 4         | 4         | 4         |
| Grigorenko, Mikhail    | 12-13        | 2         | 0         | 0         | 0         | 0         |
| Grigorenko, Mikhail    | 13-14        | 5         | 0         | 0         | 0         | 2         |
|                        | <b>TOTAL</b> | <b>7</b>  | <b>0</b>  | <b>0</b>  | <b>0</b>  | <b>2</b>  |
| Grimshaw, Ryan         | 11-12        | 3         | 0         | 0         | 0         | 0         |
| Guay, Francois         | 89-90        | 16        | 4         | 8         | 12        | 12        |
| Guay, Francois         | 90-91        | 13        | 5         | 5         | 10        | 8         |
|                        | <b>TOTAL</b> | <b>29</b> | <b>9</b>  | <b>13</b> | <b>22</b> | <b>20</b> |
| Guhle, Brendan         | 17-18        | 3         | 0         | 0         | 0         | 2         |
| Hackett, Matt          | 12-13        | 1         | 0         | 0         | 0         | 0         |
| Hajdu, Richard         | 84-85        | 5         | 1         | 5         | 6         | 6         |
| Hajdu, Richard         | 86-87        | 11        | 1         | 1         | 2         | 9         |
|                        | <b>TOTAL</b> | <b>16</b> | <b>2</b>  | <b>6</b>  | <b>8</b>  | <b>15</b> |
| Haller, Kevin          | 90-91        | 10        | 2         | 1         | 3         | 6         |
| Halward, Doug          | 75-76        | 4         | 1         | 0         | 1         | 4         |
| Halward, Doug          | 77-78        | 6         | 0         | 3         | 3         | 2         |
|                        | <b>TOTAL</b> | <b>10</b> | <b>1</b>  | <b>3</b>  | <b>4</b>  | <b>6</b>  |
| Halyk, Chris           | 79-80        | 4         | 0         | 1         | 1         | 0         |
| Halyk, Chris           | 81-82        | 9         | 1         | 4         | 5         | 4         |
|                        | <b>TOTAL</b> | <b>13</b> | <b>1</b>  | <b>5</b>  | <b>6</b>  | <b>4</b>  |
| Hampson, Ted           | 59-60        | 12        | 2         | 4         | 6         | 2         |
| Hamel, Denis           | 97-98        | 4         | 1         | 2         | 3         | 0         |
| Hamel, Denis           | 98-99        | 20        | 3         | 4         | 7         | 10        |
| Hamel, Denis           | 99-00        | 21        | 6         | 7         | 13        | 49        |
| Hamel, Denis           | 02-03        | 3         | 3         | 2         | 5         | 4         |
|                        | <b>TOTAL</b> | <b>48</b> | <b>13</b> | <b>15</b> | <b>28</b> | <b>63</b> |
| Hampson, Ted           | 59-60        | 12        | 2         | 4         | 6         | 2         |
| Hancock, Quinn         | 00-01        | 4         | 0         | 0         | 0         | 0         |

# PLAYOFFS ALL-TIME PLAYOFF STATISTICS



## ALL-TIME PLAYOFF STATISTICS

| NAME             | SEASON       | GP        | G         | A         | PTS       | PIM        |
|------------------|--------------|-----------|-----------|-----------|-----------|------------|
| Hannigan, Gordon | 56-57        | 10        | 2         | 4         | 6         | 37         |
| Hannigan, Pat    | 58-59        | 4         | 0         | 1         | 1         | 0          |
| Hannigan, Pat    | 59-60        | 11        | 4         | 6         | 10        | 14         |
|                  | <b>TOTAL</b> | <b>15</b> | <b>4</b>  | <b>7</b>  | <b>11</b> | <b>14</b>  |
| Harder, Mike     | 97-98        | 4         | 3         | 2         | 5         | 8          |
| Harder, Mike     | 98-99        | 20        | 2         | 9         | 11        | 23         |
|                  | <b>TOTAL</b> | <b>24</b> | <b>5</b>  | <b>11</b> | <b>16</b> | <b>31</b>  |
| Harper, Warren   | 83-84        | 18        | 3         | 3         | 6         | 11         |
| Harper, Warren   | 84-85        | 5         | 0         | 2         | 2         | 8          |
| Harper, Warren   | 86-87        | 11        | 1         | 4         | 5         | 18         |
|                  | <b>TOTAL</b> | <b>34</b> | <b>4</b>  | <b>9</b>  | <b>13</b> | <b>37</b>  |
| Harrington, John | 79-80        | 3         | 1         | 0         | 1         | 0          |
| Harris, Billy    | 56-57        | 2         | 0         | 0         | 0         | 4          |
| Harris, Billy    | 64-65        | 10        | 5         | 12        | 17        | 10         |
|                  | <b>TOTAL</b> | <b>12</b> | <b>5</b>  | <b>12</b> | <b>17</b> | <b>14</b>  |
| Harrison, Paul   | 82-83        | 3         | 0         | 0         | 0         | 0          |
| Hartman, Mike    | 87-88        | 4         | 1         | 0         | 1         | 22         |
| Hecl, Radoslav   | 02-03        | 3         | 0         | 0         | 0         | 2          |
| Helbling, Timo   | 06-07        | 6         | 2         | 0         | 2         | 6          |
| Henry, Jordan    | 09-10        | 7         | 4         | 0         | 4         | 23         |
| Hess, Bob        | 81-82        | 9         | 1         | 3         | 4         | 2          |
| Hicke, Billy     | 58-59        | 5         | 1         | 1         | 2         | 12         |
| Hillman, Larry   | 64-65        | 10        | 3         | 5         | 8         | 31         |
| Hinks, Rod       | 92-93        | 7         | 0         | 2         | 2         | 0          |
| Hoekstra, Cecil  | 58-59        | 5         | 1         | 1         | 2         | 0          |
| Hoekstra, Cecil  | 59-60        | 5         | 1         | 1         | 2         | 0          |
|                  | <b>TOTAL</b> | <b>10</b> | <b>2</b>  | <b>2</b>  | <b>4</b>  | <b>0</b>   |
| Hofford, Jim     | 84-85        | 5         | 0         | 0         | 0         | 16         |
| Hofford, Jim     | 86-87        | 13        | 1         | 0         | 1         | 57         |
| Hofford, Jim     | 87-88        | 7         | 0         | 0         | 0         | 28         |
| Hofford, Jim     | 89-90        | 17        | 1         | 1         | 2         | 56         |
|                  | <b>TOTAL</b> | <b>42</b> | <b>2</b>  | <b>1</b>  | <b>3</b>  | <b>157</b> |
| Hogue, Benoit    | 86-87        | 12        | 5         | 4         | 9         | 8          |
| Hogue, Benoit    | 87-88        | 7         | 6         | 1         | 7         | 46         |
|                  | <b>TOTAL</b> | <b>19</b> | <b>11</b> | <b>5</b>  | <b>16</b> | <b>54</b>  |
| Holland, Jason   | 97-98        | 4         | 0         | 3         | 3         | 4          |
| Holland, Jason   | 98-99        | 20        | 2         | 5         | 7         | 8          |
| Holland, Jason   | 99-00        | 12        | 1         | 0         | 1         | 2          |
| Holland, Jason   | 00-01        | 4         | 1         | 0         | 1         | 0          |
|                  | <b>TOTAL</b> | <b>40</b> | <b>4</b>  | <b>8</b>  | <b>12</b> | <b>14</b>  |
| Hollinger, Terry | 95-96        | 19        | 3         | 11        | 14        | 12         |
| Hollinger, Terry | 96-97        | 10        | 2         | 7         | 9         | 27         |
|                  | <b>TOTAL</b> | <b>29</b> | <b>5</b>  | <b>18</b> | <b>23</b> | <b>39</b>  |
| Holzinger, Brian | 95-96        | 19        | 10        | 14        | 24        | 10         |
| Horachek, Peter  | 79-80        | 4         | 1         | 3         | 4         | 0          |
| Horachek, Peter  | 81-82        | 6         | 3         | 4         | 7         | 0          |
|                  | <b>TOTAL</b> | <b>10</b> | <b>4</b>  | <b>7</b>  | <b>11</b> | <b>0</b>   |
| Horvath, Bronco  | 56-57        | 10        | 6         | 7         | 13        | 14         |
| Horvath, Bronco  | 63-64        | 2         | 0         | 0         | 0         | 2          |
| Horvath, Bronco  | 64-65        | 10        | 4         | 5         | 9         | 16         |
| Horvath, Bronco  | 65-66        | 12        | 3         | 7         | 10        | 22         |
| Horvath, Bronco  | 66-67        | 12        | 2         | 7         | 9         | 2          |
|                  | <b>TOTAL</b> | <b>46</b> | <b>15</b> | <b>26</b> | <b>41</b> | <b>56</b>  |
| Houda, Doug      | 95-96        | 19        | 3         | 5         | 8         | 30         |
| Houda, Doug      | 99-00        | 21        | 1         | 8         | 9         | 39         |
| Houda, Doug      | 00-01        | 4         | 0         | 0         | 0         | 4          |
| Houda, Doug      | 01-02        | 2         | 0         | 0         | 0         | 4          |
| Houda, Doug      | 02-03        | 3         | 0         | 2         | 2         | 22         |
|                  | <b>TOTAL</b> | <b>49</b> | <b>4</b>  | <b>13</b> | <b>19</b> | <b>99</b>  |
| Houlder, Bill    | 90-91        | 15        | 5         | 13        | 18        | 4          |

# PLAYOFFS ALL-TIME PLAYOFF STATISTICS



## ALL-TIME PLAYOFF STATISTICS

| NAME            | SEASON       | GP        | G         | A         | PTS       | PIM       |
|-----------------|--------------|-----------|-----------|-----------|-----------|-----------|
| Houlder, Bill   | 91-92        | 16        | 5         | 6         | 11        | 4         |
|                 | <b>TOTAL</b> | <b>31</b> | <b>10</b> | <b>19</b> | <b>29</b> | <b>8</b>  |
| Huddy, Charlie  | 96-97        | 4         | 0         | 0         | 0         | 0         |
| Hudson, Carl    | 09-10        | 5         | 0         | 1         | 1         | 12        |
| Hunter, Dylan   | 06-07        | 6         | 1         | 2         | 3         | 2         |
| Hurlbut, Mike   | 97-98        | 4         | 1         | 1         | 2         | 2         |
| Hurlbut, Mike   | 98-99        | 20        | 4         | 5         | 9         | 12        |
| Hurlbut, Mike   | 99-00        | 21        | 5         | 6         | 11        | 14        |
| Hurlbut, Mike   | 00-01        | 4         | 1         | 0         | 1         | 6         |
| Hurlbut, Mike   | 01-02        | 2         | 0         | 0         | 0         | 0         |
|                 | <b>TOTAL</b> | <b>51</b> | <b>11</b> | <b>12</b> | <b>23</b> | <b>34</b> |
| Hurst, Ron      | 56-57        | 10        | 1         | 4         | 5         | 20        |
| Hutchins, Jeff  | 03-04        | 1         | 0         | 0         | 0         | 2         |
| Hutchins, Jeff  | 04-05        | 8         | 0         | 0         | 0         | 0         |
|                 | <b>TOTAL</b> | <b>9</b>  | <b>0</b>  | <b>0</b>  | <b>0</b>  | <b>2</b>  |
| Hutchings, Alex | 13-14        | 3         | 0         | 1         | 1         | 2         |
| Hynes, Dave     | 75-76        | 7         | 3         | 2         | 5         | 11        |
| Iob, Tony       | 92-93        | 7         | 1         | 1         | 2         | 14        |
| Ireland, Randy  | 79-80        | 1         | 0         | 1         | 1         | 0         |
| Irwin, Brayden  | 13-14        | 5         | 3         | 0         | 3         | 10        |
| Jacina, Greg    | 06-07        | 3         | 0         | 1         | 1         | 4         |
| Jackson, Dane   | 95-96        | 19        | 4         | 6         | 10        | 53        |
| Jackson, Dane   | 96-97        | 10        | 7         | 5         | 12        | 14        |
| Jackson, Dane   | 97-98        | 3         | 2         | 2         | 4         | 4         |
| Jackson, Dane   | 00-01        | 4         | 1         | 1         | 2         | 4         |
|                 | <b>TOTAL</b> | <b>36</b> | <b>14</b> | <b>14</b> | <b>28</b> | <b>75</b> |
| Jackson, Jim    | 86-87        | 16        | 5         | 4         | 9         | 6         |
| Jackson, Jim    | 87-88        | 7         | 2         | 6         | 8         | 4         |
| Jackson, Jim    | 89-90        | 9         | 1         | 5         | 6         | 4         |
|                 | <b>TOTAL</b> | <b>32</b> | <b>8</b>  | <b>15</b> | <b>23</b> | <b>14</b> |
| James, Val      | 81-82        | 6         | 0         | 2         | 2         | 16        |
| James, Val      | 82-83        | 16        | 1         | 0         | 1         | 27        |
|                 | <b>TOTAL</b> | <b>22</b> | <b>1</b>  | <b>2</b>  | <b>3</b>  | <b>43</b> |
| Janik, Doug     | 01-02        | 2         | 0         | 0         | 0         | 0         |
| Janik, Doug     | 02-03        | 3         | 0         | 0         | 0         | 6         |
| Janik, Doug     | 03-04        | 16        | 1         | 2         | 3         | 22        |
| Janik, Doug     | 04-05        | 9         | 0         | 2         | 2         | 10        |
|                 | <b>TOTAL</b> | <b>30</b> | <b>1</b>  | <b>4</b>  | <b>5</b>  | <b>38</b> |
| Jaquith, Gary   | 76-77        | 10        | 1         | 1         | 2         | 2         |
| Jarrett, Gary   | 62-63        | 2         | 1         | 3         | 4         | 0         |
| Jeffrey, Larry  | 65-66        | 12        | 6         | 5         | 11        | 4         |
| Jillson, Jeff   | 04-05        | 9         | 1         | 1         | 2         | 12        |
| Johnson, Norm   | 58-59        | 5         | 1         | 2         | 3         | 13        |
| Johnson, Jamie  | 09-10        | 7         | 2         | 4         | 6         | 5         |
| Jones, Jim      | 75-76        | 7         | 1         | 0         | 1         | 11        |
| Joyal, Ed       | 66-67        | 13        | 10        | 3         | 13        | 4         |
| Jutila, Timo    | 84-85        | 5         | 2         | 5         | 7         | 2         |
| Kaese, Trent    | 87-88        | 3         | 1         | 2         | 3         | 2         |
| Kalinin, Dmitri | 98-99        | 7         | 0         | 0         | 0         | 6         |
| Kalinin, Dmitri | 99-00        | 21        | 2         | 9         | 11        | 8         |
|                 | <b>TOTAL</b> | <b>28</b> | <b>2</b>  | <b>9</b>  | <b>11</b> | <b>14</b> |
| Keenan, Larry   | 61-62        | 2         | 0         | 0         | 0         | 0         |
| Keenan, Larry   | 62-63        | 2         | 0         | 1         | 1         | 0         |
|                 | <b>TOTAL</b> | <b>4</b>  | <b>0</b>  | <b>1</b>  | <b>1</b>  | <b>0</b>  |
| Keller, Don     | 81-82        | 6         | 0         | 1         | 1         | 17        |
| Keller, Don     | 82-83        | 9         | 2         | 0         | 2         | 19        |
|                 | <b>TOTAL</b> | <b>15</b> | <b>2</b>  | <b>1</b>  | <b>3</b>  | <b>36</b> |
| Kenny, Shane    | 98-99        | 1         | 0         | 0         | 0         | 10        |

# PLAYOFFS ALL-TIME PLAYOFF STATISTICS



## ALL-TIME PLAYOFF STATISTICS

| NAME               | SEASON       | GP        | G         | A         | PTS       | PIM        |
|--------------------|--------------|-----------|-----------|-----------|-----------|------------|
| Kerr, Kevin        | 87-88        | 5         | 1         | 3         | 4         | 42         |
| King, Steven       | 97-98        | 4         | 1         | 1         | 2         | 4          |
| Kinnie, Mike       | 04-05        | 5         | 0         | 0         | 0         | 0          |
| Klimentiev, Sergei | 95-96        | 19        | 2         | 8         | 10        | 16         |
| Klimentiev, Sergei | 96-97        | 10        | 1         | 4         | 5         | 28         |
|                    | <b>TOTAL</b> | <b>29</b> | <b>3</b>  | <b>12</b> | <b>15</b> | <b>44</b>  |
| Knickle, Rick      | 81-82        | 3         | 0         | 0         | 0         | 0          |
| Kolzig, Olaf       | 92-93        | 17        | 0         | 1         | 1         | 8          |
| Kotalik, Ales      | 01-02        | 1         | 0         | 0         | 0         | 0          |
| Kraftcheck, Steve  | 58-59        | 5         | 0         | 2         | 2         | 4          |
| Kraftcheck, Steve  | 59-60        | 12        | 1         | 3         | 4         | 12         |
| Kraftcheck, Steve  | 61-62        | 2         | 0         | 0         | 0         | 2          |
|                    | <b>TOTAL</b> | <b>19</b> | <b>1</b>  | <b>5</b>  | <b>6</b>  | <b>18</b>  |
| Kreps, Kamil       | 06-07        | 6         | 1         | 0         | 1         | 0          |
| Kristek, Jaroslav  | 01-02        | 1         | 0         | 0         | 0         | 0          |
| Krupp, Uwe         | 86-87        | 17        | 1         | 11        | 12        | 16         |
| Krys, Mark         | 93-94        | 4         | 0         | 1         | 1         | 6          |
| Labrosse, Claude   | 58-59        | 5         | 0         | 0         | 0         | 10         |
| Labrosse, Claude   | 59-60        | 12        | 1         | 5         | 6         | 20         |
|                    | <b>TOTAL</b> | <b>17</b> | <b>1</b>  | <b>5</b>  | <b>6</b>  | <b>30</b>  |
| Lacombe, Normand   | 84-85        | 5         | 3         | 1         | 4         | 4          |
| Lakovic, Sasha     | 00-01        | 4         | 1         | 1         | 2         | 32         |
| Lambert, Yvon      | 82-83        | 12        | 2         | 4         | 6         | 2          |
| Lambert, Yvon      | 83-84        | 18        | 8         | 11        | 19        | 2          |
|                    | <b>TOTAL</b> | <b>30</b> | <b>10</b> | <b>15</b> | <b>25</b> | <b>4</b>   |
| Langdon, Steve     | 75-76        | 5         | 0         | 1         | 1         | 0          |
| Langdon, Steve     | 76-77        | 12        | 2         | 5         | 7         | 2          |
| Langdon, Steve     | 77-78        | 6         | 1         | 3         | 4         | 0          |
|                    | <b>TOTAL</b> | <b>23</b> | <b>3</b>  | <b>9</b>  | <b>12</b> | <b>2</b>   |
| Langevin, Chris    | 81-82        | 9         | 4         | 5         | 9         | 33         |
| Langevin, Chris    | 82-83        | 11        | 0         | 3         | 3         | 34         |
| Langevin, Chris    | 83-84        | 15        | 3         | 2         | 5         | 39         |
| Langevin, Chris    | 84-85        | 5         | 2         | 1         | 3         | 24         |
|                    | <b>TOTAL</b> | <b>40</b> | <b>9</b>  | <b>11</b> | <b>20</b> | <b>130</b> |
| Langlois, Al       | 56-57        | 10        | 0         | 4         | 4         | 18         |
| Larocque, Mario    | 01-02        | 2         | 0         | 0         | 0         | 0          |
| Larsson, Johan     | 12-13        | 3         | 0         | 3         | 3         | 6          |
| Larsson, Johan     | 13-14        | 5         | 1         | 2         | 3         | 4          |
|                    | <b>TOTAL</b> | <b>8</b>  | <b>1</b>  | <b>5</b>  | <b>6</b>  | <b>10</b>  |
| Lavigne, Eric      | 96-97        | 6         | 0         | 1         | 1         | 26         |
| Lawson, Ed         | 62-63        | 2         | 1         | 1         | 2         | 2          |
| Lawson, Ed         | 63-64        | 2         | 0         | 0         | 0         | 0          |
|                    | <b>TOTAL</b> | <b>4</b>  | <b>1</b>  | <b>1</b>  | <b>2</b>  | <b>2</b>   |
| Legault, Maxime    | 11-12        | 3         | 0         | 1         | 1         | 2          |
| Legault, Maxime    | 12-13        | 1         | 0         | 0         | 0         | 0          |
|                    | <b>TOTAL</b> | <b>4</b>  | <b>0</b>  | <b>1</b>  | <b>1</b>  | <b>2</b>   |
| Leggio, David      | 11-12        | 3         | 0         | 0         | 0         | 0          |
| Leggio, David      | 12-13        | 2         | 0         | 0         | 0         | 0          |
|                    | <b>TOTAL</b> | <b>5</b>  | <b>0</b>  | <b>0</b>  | <b>0</b>  | <b>0</b>   |
| Leier, Taylor      | 18-19        | 3         | 0         | 1         | 1         | 0          |
| Leime, Heikki      | 82-83        | 1         | 0         | 0         | 0         | 0          |
| Lever, Don         | 86-87        | 18        | 4         | 3         | 7         | 14         |
| Lingren, Steve     | 03-04        | 16        | 3         | 1         | 4         | 10         |
| Lingren, Steve     | 04-05        | 2         | 0         | 0         | 0         | 0          |
|                    | <b>TOTAL</b> | <b>18</b> | <b>3</b>  | <b>1</b>  | <b>4</b>  | <b>10</b>  |
| Litzenberger, Ed   | 63-64        | 2         | 1         | 1         | 2         | 2          |
| Litzenberger, Ed   | 65-66        | 12        | 1         | 5         | 6         | 8          |
|                    | <b>TOTAL</b> | <b>14</b> | <b>2</b>  | <b>6</b>  | <b>8</b>  | <b>10</b>  |
| Loewen, Darcy      | 89-90        | 5         | 1         | 0         | 1         | 6          |

# PLAYOFFS ALL-TIME PLAYOFF STATISTICS



## ALL-TIME PLAYOFF STATISTICS

| NAME               | SEASON       | GP        | G         | A         | PTS       | PIM       |
|--------------------|--------------|-----------|-----------|-----------|-----------|-----------|
| Loewen, Darcy      | 90-91        | 15        | 1         | 5         | 6         | 14        |
| Loewen, Darcy      | 91-92        | 4         | 0         | 1         | 1         | 8         |
|                    | <b>TOTAL</b> | <b>24</b> | <b>2</b>  | <b>6</b>  | <b>8</b>  | <b>28</b> |
| Logan, Bob         | 86-87        | 18        | 5         | 10        | 15        | 4         |
| Longarini, John    | 58-59        | 4         | 0         | 1         | 1         | 0         |
| Ludzik, Steve      | 89-90        | 16        | 5         | 6         | 11        | 57        |
| Ludzik, Steve      | 90-91        | 8         | 3         | 5         | 8         | 6         |
| Ludzik, Steve      | 91-92        | 14        | 2         | 1         | 3         | 8         |
|                    | <b>TOTAL</b> | <b>38</b> | <b>10</b> | <b>12</b> | <b>22</b> | <b>71</b> |
| Luksa, Chuck       | 81-82        | 6         | 0         | 2         | 2         | 4         |
| Lund, Joe          | 56-57        | 9         | 1         | 2         | 3         | 12        |
| MacDonald, Doug    | 92-93        | 7         | 0         | 2         | 2         | 4         |
| MacDonald, Doug    | 93-94        | 4         | 1         | 1         | 2         | 8         |
| MacDonald, Doug    | 94-95        | 5         | 0         | 1         | 1         | 0         |
|                    | <b>TOTAL</b> | <b>16</b> | <b>1</b>  | <b>4</b>  | <b>5</b>  | <b>12</b> |
| MacIntyre, Steve   | 09-10        | 6         | 0         | 0         | 0         | 23        |
| MacKenzie, Matt    | 12-13        | 2         | 0         | 1         | 1         | 2         |
| MacKenzie, Matt    | 13-14        | 1         | 0         | 0         | 0         | 2         |
|                    | <b>TOTAL</b> | <b>3</b>  | <b>0</b>  | <b>1</b>  | <b>1</b>  | <b>4</b>  |
| MacNeil, Al        | 58-59        | 5         | 1         | 1         | 2         | 17        |
| MacNeil, Al        | 59-60        | 12        | 1         | 2         | 3         | 12        |
|                    | <b>TOTAL</b> | <b>17</b> | <b>2</b>  | <b>3</b>  | <b>5</b>  | <b>29</b> |
| MacWilliam, Andrew | 17-18        | 2         | 0         | 1         | 1         | 2         |
| MacWilliam, Andrew | 18-19        | 3         | 0         | 0         | 0         | 4         |
|                    | <b>TOTAL</b> | <b>5</b>  | <b>0</b>  | <b>1</b>  | <b>1</b>  | <b>6</b>  |
| Mader, Mike        | 00-01        | 4         | 0         | 0         | 0         | 4         |
| Makarov, Andrey    | 13-14        | 5         | 0         | 0         | 0         | 0         |
| Malone, Sean       | 17-18        | 3         | 0         | 2         | 2         | 0         |
| Maluta, Ray        | 74-75        | 12        | 3         | 0         | 3         | 42        |
| Maluta, Ray        | 75-76        | 7         | 0         | 2         | 2         | 6         |
| Maluta, Ray        | 76-77        | 12        | 0         | 5         | 5         | 16        |
| Maluta, Ray        | 77-78        | 6         | 1         | 3         | 4         | 16        |
|                    | <b>TOTAL</b> | <b>37</b> | <b>4</b>  | <b>10</b> | <b>14</b> | <b>80</b> |
| Mancari, Mark      | 06-07        | 6         | 1         | 5         | 6         | 6         |
| Mancari, Mark      | 12-13        | 3         | 0         | 2         | 2         | 12        |
|                    | <b>TOTAL</b> | <b>9</b>  | <b>1</b>  | <b>7</b>  | <b>8</b>  | <b>18</b> |
| Martin, Grant      | 87-88        | 7         | 4         | 5         | 9         | 17        |
| Masnick, Paul      | 56-57        | 10        | 5         | 5         | 10        | 17        |
| Matte, Christian   | 01-02        | 2         | 0         | 0         | 0         | 0         |
| Matthias, Shawn    | 09-10        | 7         | 2         | 5         | 7         | 7         |
| Mattiussi, Dick    | 59-60        | 12        | 0         | 0         | 0         | 14        |
| Mazur, Eddie       | 56-57        | 10        | 3         | 9         | 12        | 18        |
| McAdam, Gary       | 82-83        | 16        | 3         | 4         | 7         | 4         |
| MacArthur, Clarke  | 04-05        | 3         | 0         | 1         | 1         | 0         |
| MacArthur, Clarke  | 06-07        | 6         | 2         | 4         | 6         | 4         |
|                    | <b>TOTAL</b> | <b>9</b>  | <b>2</b>  | <b>5</b>  | <b>7</b>  | <b>4</b>  |
| McCormick, Cody    | 12-13        | 3         | 1         | 0         | 1         | 26        |
| McCroxy, Scott     | 89-90        | 13        | 3         | 6         | 9         | 2         |
| McDonald, Ab       | 56-57        | 9         | 3         | 1         | 4         | 0         |
| McKenna, Sean      | 82-83        | 16        | 14        | 8         | 22        | 18        |
| McGregor, Brian    | 77-78        | 6         | 1         | 3         | 4         | 2         |
| McLaughlin, Mike   | 92-93        | 16        | 4         | 2         | 6         | 8         |
| McMorrow, Sean     | 02-03        | 3         | 0         | 0         | 0         | 17        |
| McMorrow, Sean     | 03-04        | 14        | 1         | 0         | 1         | 15        |
| McMorrow, Sean     | 04-05        | 4         | 0         | 0         | 0         | 16        |
|                    | <b>TOTAL</b> | <b>21</b> | <b>1</b>  | <b>0</b>  | <b>1</b>  | <b>48</b> |
| McNabb, Brayden    | 11-12        | 3         | 0         | 1         | 1         | 0         |
| McNamee, Peter     | 77-78        | 6         | 0         | 1         | 1         | 34        |



# PLAYOFFS ALL-TIME PLAYOFF STATISTICS



## ALL-TIME PLAYOFF STATISTICS

| NAME              | SEASON       | GP        | G         | A         | PTS       | PIM        |
|-------------------|--------------|-----------|-----------|-----------|-----------|------------|
| McSween, Don      | 87-88        | 6         | 0         | 1         | 1         | 15         |
| McSween, Don      | 89-90        | 17        | 3         | 10        | 13        | 12         |
| McSween, Don      | 90-91        | 15        | 2         | 5         | 7         | 8          |
| McSween, Don      | 91-92        | 16        | 5         | 6         | 11        | 18         |
|                   | <b>TOTAL</b> | <b>54</b> | <b>10</b> | <b>22</b> | <b>32</b> | <b>53</b>  |
| Melanson, Dean    | 92-93        | 14        | 1         | 6         | 7         | 18         |
| Melanson, Dean    | 93-94        | 4         | 0         | 1         | 1         | 2          |
| Melanson, Dean    | 95-96        | 14        | 3         | 3         | 6         | 22         |
| Melanson, Dean    | 97-98        | 4         | 0         | 2         | 2         | 0          |
| Melanson, Dean    | 98-99        | 17        | 3         | 2         | 5         | 32         |
|                   | <b>TOTAL</b> | <b>53</b> | <b>7</b>  | <b>14</b> | <b>21</b> | <b>74</b>  |
| Merrell, Barry    | 75-76        | 7         | 3         | 2         | 5         | 2          |
| Merrell, Barry    | 76-77        | 12        | 2         | 7         | 9         | 4          |
|                   | <b>TOTAL</b> | <b>19</b> | <b>5</b>  | <b>9</b>  | <b>14</b> | <b>6</b>   |
| Metcalfe, Scott   | 87-88        | 7         | 1         | 3         | 4         | 24         |
| Metcalfe, Scott   | 89-90        | 2         | 0         | 1         | 1         | 0          |
| Metcalfe, Scott   | 93-94        | 4         | 1         | 0         | 1         | 31         |
| Metcalfe, Scott   | 90-91        | 14        | 4         | 1         | 5         | 27         |
| Metcalfe, Scott   | 94-95        | 5         | 1         | 1         | 2         | 4          |
| Metcalfe, Scott   | 95-96        | 19        | 6         | 8         | 14        | 23         |
| Metcalfe, Scott   | 96-97        | 10        | 1         | 3         | 4         | 18         |
| Metcalfe, Scott   | 97-98        | 4         | 0         | 0         | 0         | 11         |
|                   | <b>TOTAL</b> | <b>65</b> | <b>14</b> | <b>17</b> | <b>31</b> | <b>138</b> |
| Methot, Francois  | 98-99        | 9         | 0         | 1         | 1         | 0          |
| Methot, Francois  | 99-00        | 21        | 2         | 4         | 6         | 16         |
| Methot, Francois  | 00-01        | 4         | 1         | 3         | 4         | 0          |
| Methot, Francois  | 01-02        | 2         | 1         | 0         | 1         | 0          |
| Methot, Francois  | 02-03        | 3         | 0         | 4         | 4         | 0          |
|                   | <b>TOTAL</b> | <b>39</b> | <b>4</b>  | <b>12</b> | <b>16</b> | <b>16</b>  |
| Meyer, Jayson     | 86-87        | 18        | 2         | 8         | 10        | 14         |
| Meyer, Stefan     | 06-07        | 6         | 0         | 2         | 2         | 8          |
| Migay, Rudy       | 58-59        | 3         | 1         | 0         | 1         | 6          |
| Migay, Rudy       | 59-60        | 12        | 3         | 10        | 13        | 19         |
|                   | <b>TOTAL</b> | <b>15</b> | <b>4</b>  | <b>10</b> | <b>14</b> | <b>25</b>  |
| Milbury, Mike     | 75-76        | 3         | 0         | 1         | 1         | 13         |
| Miller, Brad      | 89-90        | 8         | 1         | 0         | 1         | 52         |
| Miller, Brad      | 90-91        | 12        | 0         | 4         | 4         | 67         |
|                   | <b>TOTAL</b> | <b>20</b> | <b>1</b>  | <b>4</b>  | <b>5</b>  | <b>119</b> |
| Miller, Ryan      | 02-03        | 3         | 0         | 0         | 0         | 0          |
| Miller, Ryan      | 03-04        | 14        | 0         | 0         | 0         | 0          |
| Miller, Ryan      | 04-05        | 9         | 0         | 1         | 1         | 0          |
|                   | <b>TOTAL</b> | <b>26</b> | <b>0</b>  | <b>1</b>  | <b>1</b>  | <b>0</b>   |
| Milley, Norm      | 00-01        | 4         | 0         | 0         | 0         | 2          |
| Milley, Norm      | 01-02        | 2         | 0         | 3         | 3         | 6          |
| Milley, Norm      | 02-03        | 3         | 2         | 0         | 2         | 2          |
| Milley, Norm      | 03-04        | 16        | 7         | 6         | 13        | 10         |
| Milley, Norm      | 04-05        | 9         | 1         | 2         | 3         | 4          |
|                   | <b>TOTAL</b> | <b>34</b> | <b>10</b> | <b>11</b> | <b>21</b> | <b>24</b>  |
| Mink, Graham      | 09-10        | 6         | 3         | 2         | 5         | 23         |
| Moller, Mike      | 82-83        | 11        | 2         | 4         | 6         | 4          |
| Moller, Mike      | 84-85        | 5         | 1         | 1         | 2         | 0          |
|                   | <b>TOTAL</b> | <b>16</b> | <b>3</b>  | <b>5</b>  | <b>8</b>  | <b>4</b>   |
| Mongrain, Bob     | 82-83        | 16        | 3         | 5         | 8         | 24         |
| Mongrain, Bob     | 83-84        | 18        | 11        | 9         | 20        | 46         |
|                   | <b>TOTAL</b> | <b>34</b> | <b>14</b> | <b>14</b> | <b>28</b> | <b>70</b>  |
| Moore, Barrie     | 95-96        | 18        | 3         | 6         | 9         | 18         |
| Moore, Jimmy      | 58-59        | 5         | 1         | 0         | 1         | 2          |
| Morrisonn, Shaone | 11-12        | 1         | 0         | 0         | 0         | 0          |
| Mougenel, Ryan    | 99-00        | 2         | 0         | 0         | 0         | 0          |

# PLAYOFFS ALL-TIME PLAYOFF STATISTICS



## ALL-TIME PLAYOFF STATISTICS

| NAME                | SEASON       | GP        | G         | A         | PTS       | PIM       |
|---------------------|--------------|-----------|-----------|-----------|-----------|-----------|
| Moser, Jay          | 96-97        | 9         | 1         | 1         | 2         | 4         |
| Mrozik, Rick        | 03-04        | 15        | 1         | 4         | 5         | 4         |
| Murphy, Joe         | 99-00        | 21        | 4         | 2         | 6         | 27        |
| Murphy, Joe         | 00-01        | 4         | 0         | 1         | 1         | 4         |
|                     | <b>TOTAL</b> | <b>25</b> | <b>4</b>  | <b>3</b>  | <b>7</b>  | <b>31</b> |
| Naud, Daniel        | 82-83        | 15        | 3         | 5         | 8         | 4         |
| Naud, Daniel        | 83-84        | 18        | 4         | 12        | 16        | 4         |
|                     | <b>TOTAL</b> | <b>33</b> | <b>7</b>  | <b>17</b> | <b>24</b> | <b>8</b>  |
| Ndur, Rumun         | 95-96        | 17        | 1         | 2         | 3         | 33        |
| Ndur, Rumun         | 96-97        | 10        | 3         | 1         | 4         | 21        |
| Ndur, Rumun         | 97-98        | 4         | 0         | 2         | 2         | 16        |
|                     | <b>TOTAL</b> | <b>31</b> | <b>4</b>  | <b>5</b>  | <b>9</b>  | <b>70</b> |
| Nelson, Casey       | 17-18        | 1         | 0         | 0         | 0         | 0         |
| Nelson, Riley       | 02-03        | 3         | 0         | 0         | 0         | 2         |
| Nelson, Todd        | 00-01        | 4         | 0         | 2         | 2         | 2         |
| Nemeth, Tom         | 94-95        | 4         | 2         | 1         | 3         | 4         |
| Nichol, Scott       | 94-95        | 5         | 0         | 3         | 3         | 14        |
| Nichol, Scott       | 95-96        | 19        | 7         | 6         | 13        | 36        |
| Nichol, Scott       | 96-97        | 10        | 2         | 1         | 3         | 26        |
|                     | <b>TOTAL</b> | <b>34</b> | <b>9</b>  | <b>10</b> | <b>19</b> | <b>76</b> |
| Nordstrom, Carlin   | 98-99        | 6         | 0         | 0         | 0         | 18        |
| Noronen, Mika       | 99-00        | 21        | 0         | 0         | 0         | 4         |
| Noronen, Mika       | 00-01        | 4         | 0         | 0         | 0         | 0         |
| Noronen, Mika       | 01-02        | 1         | 0         | 0         | 0         | 0         |
|                     | <b>TOTAL</b> | <b>26</b> | <b>0</b>  | <b>0</b>  | <b>0</b>  | <b>4</b>  |
| Novotny, Jiri       | 02-03        | 3         | 0         | 1         | 1         | 10        |
| Novotny, Jiri       | 03-04        | 13        | 0         | 1         | 1         | 10        |
| Novotny, Jiri       | 04-05        | 9         | 2         | 2         | 4         | 4         |
|                     | <b>TOTAL</b> | <b>25</b> | <b>2</b>  | <b>4</b>  | <b>6</b>  | <b>24</b> |
| Nylander, Alexander | 17-18        | 3         | 0         | 0         | 0         | 0         |
| O'Connell, Tim      | 02-03        | 3         | 0         | 0         | 0         | 4         |
| O'Regan, Danny      | 17-18        | 3         | 1         | 1         | 2         | 0         |
| O'Regan, Danny      | 18-19        | 3         | 0         | 0         | 0         | 2         |
|                     | <b>TOTAL</b> | <b>6</b>  | <b>1</b>  | <b>1</b>  | <b>2</b>  | <b>2</b>  |
| Olofsson, Victor    | 18-19        | 3         | 0         | 0         | 0         | 0         |
| Oreskovich, Victor  | 09-10        | 6         | 0         | 0         | 0         | 10        |
| Orlando, Gates      | 83-84        | 18        | 4         | 10        | 14        | 6         |
| Orlando, Gates      | 84-85        | 2         | 0         | 1         | 1         | 6         |
| Orlando, Gates      | 86-87        | 18        | 9         | 13        | 22        | 14        |
| Orlando, Gates      | 87-88        | 7         | 2         | 6         | 8         | 6         |
|                     | <b>TOTAL</b> | <b>45</b> | <b>15</b> | <b>30</b> | <b>45</b> | <b>32</b> |
| Paetsch, Nathan     | 03-04        | 16        | 1         | 1         | 2         | 28        |
| Paetsch, Nathan     | 04-05        | 9         | 1         | 1         | 2         | 16        |
| Paetsch, Nathan     | 17-18        | 1         | 0         | 0         | 0         | 0         |
|                     | <b>TOTAL</b> | <b>25</b> | <b>2</b>  | <b>2</b>  | <b>4</b>  | <b>44</b> |
| Paille, Daniel      | 04-05        | 9         | 2         | 2         | 4         | 6         |
| Pappin, Jim         | 61-62        | 2         | 1         | 0         | 1         | 2         |
| Pappin, Jim         | 62-63        | 2         | 1         | 2         | 3         | 2         |
| Pappin, Jim         | 64-65        | 10        | 11        | 5         | 16        | 32        |
| Pappin, Jim         | 65-66        | 12        | 8         | 3         | 11        | 13        |
| Pappin, Jim         | 67-68        | 11        | 2         | 6         | 8         | 32        |
|                     | <b>TOTAL</b> | <b>37</b> | <b>23</b> | <b>16</b> | <b>39</b> | <b>81</b> |
| Percy, Stuart       | 17-18        | 2         | 1         | 1         | 2         | 0         |
| Peters, Andrew      | 02-03        | 3         | 0         | 0         | 0         | 24        |
| Peters, Geoff       | 01-02        | 2         | 0         | 1         | 1         | 0         |
| Peters, Geoff       | 03-04        | 16        | 0         | 4         | 4         | 27        |
| Peters, Geoff       | 04-05        | 9         | 0         | 2         | 2         | 18        |
|                     | <b>TOTAL</b> | <b>27</b> | <b>0</b>  | <b>7</b>  | <b>7</b>  | <b>45</b> |

# PLAYOFFS ALL-TIME PLAYOFF STATISTICS



## ALL-TIME PLAYOFF STATISTICS

| NAME                | SEASON       | GP        | G         | A         | PTS       | PIM        |
|---------------------|--------------|-----------|-----------|-----------|-----------|------------|
| Petrecki, Nick      | 13-14        | 5         | 0         | 0         | 0         | 2          |
| Pilut, Lawrence     | 18-19        | 3         | 0         | 0         | 0         | 0          |
| Pittis, Domenic     | 98-99        | 20        | 7         | 14        | 21        | 40         |
| Pittis, Domenic     | 99-00        | 21        | 4         | 26        | 30        | 28         |
| Pittis, Domenic     | 03-04        | 16        | 5         | 14        | 19        | 30         |
|                     | <b>TOTAL</b> | <b>57</b> | <b>16</b> | <b>54</b> | <b>70</b> | <b>98</b>  |
| Plante, Tyler       | 09-10        | 7         | 0         | 0         | 0         | 2          |
| Pominville, Jason   | 02-03        | 3         | 1         | 1         | 2         | 0          |
| Pominville, Jason   | 03-04        | 16        | 9         | 10        | 19        | 6          |
|                     | <b>TOTAL</b> | <b>19</b> | <b>10</b> | <b>11</b> | <b>21</b> | <b>6</b>   |
| Porter, Kevin       | 13-14        | 5         | 0         | 3         | 3         | 0          |
| Porter, Kevin       | 17-18        | 3         | 1         | 4         | 5         | 0          |
| Porter, Kevin       | 18-19        | 3         | 1         | 1         | 2         | 7          |
|                     | <b>TOTAL</b> | <b>11</b> | <b>2</b>  | <b>8</b>  | <b>10</b> | <b>7</b>   |
| Price, Noel         | 56-57        | 10        | 0         | 1         | 1         | 16         |
| Priestlay, Ken      | 86-87        | 8         | 3         | 2         | 5         | 4          |
| Primeau, Wayne      | 95-96        | 17        | 3         | 1         | 4         | 11         |
| Primeau, Wayne      | 96-97        | 1         | 0         | 0         | 0         | 0          |
|                     | <b>TOTAL</b> | <b>18</b> | <b>3</b>  | <b>1</b>  | <b>4</b>  | <b>11</b>  |
| Pysyk, Mark         | 12-13        | 3         | 0         | 0         | 0         | 2          |
| Pysyk, Mark         | 13-14        | 5         | 0         | 0         | 0         | 14         |
|                     | <b>TOTAL</b> | <b>8</b>  | <b>0</b>  | <b>0</b>  | <b>0</b>  | <b>16</b>  |
| Rankin, Evan        | 11-12        | 2         | 0         | 1         | 1         | 0          |
| Rasmussen, Erik     | 97-98        | 1         | 0         | 0         | 0         | 5          |
| Ratchuk, Peter      | 02-03        | 3         | 0         | 1         | 1         | 6          |
| Ray, Rob            | 89-90        | 17        | 1         | 3         | 4         | 115        |
| Redmond, Zach       | 17-18        | 3         | 2         | 0         | 2         | 2          |
| Redmond, Zach       | 18-19        | 3         | 0         | 0         | 0         | 2          |
|                     | <b>TOTAL</b> | <b>6</b>  | <b>2</b>  | <b>0</b>  | <b>2</b>  | <b>4</b>   |
| Renaud, Mark        | 83-84        | 15        | 2         | 8         | 10        | 39         |
| Repik, Michal       | 09-10        | 7         | 1         | 1         | 2         | 4          |
| Ricci, Scott        | 03-04        | 16        | 0         | 2         | 2         | 8          |
| Rissmiller, Patrick | 12-13        | 3         | 0         | 0         | 0         | 4          |
| Ristolainen, Rasmus | 13-14        | 5         | 0         | 2         | 2         | 2          |
| Robertson, Geordie  | 79-80        | 4         | 1         | 5         | 6         | 2          |
| Robertson, Geordie  | 81-82        | 9         | 1         | 3         | 4         | 13         |
| Robertson, Geordie  | 82-83        | 16        | 8         | 6         | 14        | 23         |
| Robertson, Geordie  | 83-84        | 18        | 9         | 9         | 18        | 42         |
| Robertson, Geordie  | 84-85        | 5         | 0         | 1         | 1         | 4          |
|                     | <b>TOTAL</b> | <b>42</b> | <b>19</b> | <b>24</b> | <b>43</b> | <b>104</b> |
| Ross, Garret        | 17-18        | 1         | 0         | 0         | 0         | 0          |
| Rousseau, Dunc      | 75-76        | 5         | 0         | 1         | 1         | 12         |
| Rousseau, Guy       | 58-59        | 3         | 2         | 1         | 3         | 4          |
| Rousseau, Guy       | 59-60        | 11        | 7         | 4         | 11        | 2          |
|                     | <b>TOTAL</b> | <b>14</b> | <b>9</b>  | <b>5</b>  | <b>14</b> | <b>6</b>   |
| Roy, Derek          | 03-04        | 16        | 6         | 8         | 14        | 18         |
| Roy, Derek          | 04-05        | 9         | 6         | 5         | 11        | 6          |
|                     | <b>TOTAL</b> | <b>25</b> | <b>12</b> | <b>13</b> | <b>25</b> | <b>24</b>  |
| Roy, Frederick      | 13-14        | 2         | 1         | 0         | 1         | 2          |
| Roy, Mathieu        | 09-10        | 6         | 0         | 0         | 0         | 11         |
| Rubachuk, Brad      | 91-92        | 13        | 4         | 0         | 4         | 19         |
| Rubachuk, Brad      | 92-93        | 12        | 3         | 1         | 4         | 63         |
| Rubachuk, Brad      | 93-94        | 4         | 1         | 1         | 2         | 10         |
|                     | <b>TOTAL</b> | <b>29</b> | <b>8</b>  | <b>2</b>  | <b>10</b> | <b>92</b>  |
| Rueter, Dirk        | 82-83        | 15        | 1         | 5         | 6         | 4          |
| Rueter, Dirk        | 83-84        | 18        | 1         | 1         | 2         | 39         |
|                     | <b>TOTAL</b> | <b>33</b> | <b>2</b>  | <b>6</b>  | <b>8</b>  | <b>43</b>  |
| Ruff, Lindy         | 91-92        | 13        | 0         | 4         | 4         | 16         |
| Ruhwedel, Chad      | 13-14        | 5         | 2         | 3         | 5         | 4          |
| Rupp, Duane         | 63-64        | 2         | 0         | 1         | 1         | 0          |

# PLAYOFFS ALL-TIME PLAYOFF STATISTICS



## ALL-TIME PLAYOFF STATISTICS

| NAME             | SEASON       | GP        | G         | A         | PTS       | PIM       |
|------------------|--------------|-----------|-----------|-----------|-----------|-----------|
| Rupp, Duane      | 65-66        | 12        | 0         | 8         | 8         | 30        |
|                  | <b>TOTAL</b> | <b>14</b> | <b>0</b>  | <b>9</b>  | <b>9</b>  | <b>30</b> |
| Ryan, Michael    | 04-05        | 5         | 0         | 1         | 1         | 4         |
| Ryan, Michael    | 06-07        | 6         | 4         | 0         | 4         | 4         |
| Ryan, Michael    | 11-12        | 1         | 0         | 0         | 0         | 0         |
|                  | <b>TOTAL</b> | <b>12</b> | <b>4</b>  | <b>1</b>  | <b>5</b>  | <b>8</b>  |
| St. James, Tom   | 83-84        | 13        | 0         | 5         | 5         | 4         |
| Salak, Alexander | 09-10        | 2         | 0         | 0         | 0         | 2         |
| Sanford, Curtis  | 99-00        | 1         | 0         | 0         | 0         | 0         |
| Sarich, Cory     | 98-99        | 20        | 2         | 4         | 6         | 14        |
| Saunders, Bill   | 59-60        | 11        | 1         | 0         | 1         | 0         |
| Sauve, J-F       | 79-80        | 4         | 1         | 2         | 3         | 2         |
| Sauve, J-F       | 82-83        | 16        | 7         | 21        | 28        | 2         |
|                  | <b>TOTAL</b> | <b>20</b> | <b>8</b>  | <b>23</b> | <b>31</b> | <b>4</b>  |
| Savage, Joel     | 89-90        | 5         | 0         | 1         | 1         | 4         |
| Savage, Joel     | 90-91        | 15        | 3         | 3         | 6         | 8         |
| Savage, Joel     | 91-92        | 9         | 2         | 0         | 2         | 8         |
|                  | <b>TOTAL</b> | <b>29</b> | <b>5</b>  | <b>4</b>  | <b>9</b>  | <b>20</b> |
| Schaller, Tim    | 13-14        | 5         | 0         | 1         | 1         | 2         |
| Schiestel, Drew  | 12-13        | 3         | 0         | 0         | 0         | 2         |
| Schofield, Rick  | 12-13        | 3         | 0         | 0         | 0         | 4         |
| Schultz, Dave    | 79-80        | 4         | 1         | 0         | 1         | 12        |
| Schust, Ben      | 99-00        | 3         | 0         | 0         | 0         | 0         |
| Sebek, Venci     | 82-83        | 9         | 1         | 0         | 1         | 8         |
| Sejba, Jiri      | 90-91        | 14        | 6         | 7         | 13        | 29        |
| Shanahan, Sean   | 77-78        | 6         | 2         | 3         | 5         | 10        |
| Shannon, Darrin  | 89-90        | 9         | 4         | 1         | 5         | 2         |
| Shannon, Darrin  | 90-91        | 10        | 3         | 5         | 8         | 22        |
|                  | <b>TOTAL</b> | <b>19</b> | <b>7</b>  | <b>6</b>  | <b>13</b> | <b>24</b> |
| Shaw, Harry      | 75-76        | 7         | 0         | 3         | 3         | 12        |
| Sheppard, Ray    | 86-87        | 15        | 12        | 3         | 15        | 2         |
| Sheppard, Ray    | 89-90        | 17        | 8         | 7         | 15        | 9         |
|                  | <b>TOTAL</b> | <b>32</b> | <b>20</b> | <b>10</b> | <b>30</b> | <b>11</b> |
| Shields, Steve   | 95-96        | 19        | 0         | 1         | 1         | 4         |
| Shmyr, Ryan      | 01-02        | 1         | 2         | 0         | 2         | 2         |
| Simon, Todd      | 92-93        | 12        | 3         | 14        | 17        | 15        |
| Simon, Todd      | 94-95        | 5         | 0         | 2         | 2         | 21        |
|                  | <b>TOTAL</b> | <b>17</b> | <b>3</b>  | <b>16</b> | <b>19</b> | <b>36</b> |
| Simpson, Wayne   | 18-19        | 3         | 0         | 2         | 2         | 0         |
| Sims, Al         | 75-76        | 7         | 1         | 4         | 5         | 9         |
| Sims, Al         | 76-77        | 12        | 2         | 9         | 11        | 12        |
|                  | <b>TOTAL</b> | <b>19</b> | <b>3</b>  | <b>13</b> | <b>16</b> | <b>21</b> |
| Sly, Darryl      | 61-62        | 2         | 0         | 0         | 0         | 0         |
| Sly, Darryl      | 63-64        | 2         | 0         | 0         | 0         | 0         |
| Sly, Darryl      | 65-66        | 12        | 2         | 2         | 4         | 12        |
|                  | <b>TOTAL</b> | <b>16</b> | <b>2</b>  | <b>2</b>  | <b>4</b>  | <b>12</b> |
| Slyvester, Dean  | 98-99        | 18        | 12        | 5         | 17        | 8         |
| Smith, Barry     | 75-76        | 7         | 4         | 4         | 8         | 5         |
| Smith, Barry     | 76-77        | 12        | 3         | 2         | 5         | 4         |
| Smith, Barry     | 77-78        | 6         | 2         | 1         | 3         | 0         |
|                  | <b>TOTAL</b> | <b>25</b> | <b>9</b>  | <b>7</b>  | <b>16</b> | <b>9</b>  |
| Smith, Brandon   | 04-05        | 8         | 1         | 1         | 2         | 4         |
| Smith, Brandon   | 06-07        | 5         | 0         | 2         | 2         | 2         |
|                  | <b>TOTAL</b> | <b>13</b> | <b>1</b>  | <b>3</b>  | <b>4</b>  | <b>6</b>  |
| Smith, C.J.      | 17-18        | 3         | 0         | 2         | 2         | 0         |
| Smith, C.J.      | 18-19        | 3         | 1         | 1         | 2         | 0         |
|                  | <b>TOTAL</b> | <b>6</b>  | <b>1</b>  | <b>3</b>  | <b>4</b>  | <b>0</b>  |
| Smith, Dalton    | 18-19        | 3         | 0         | 0         | 0         | 2         |
| Smith, Don       | 03-04        | 2         | 0         | 0         | 0         | 4         |
| Smith, Steve     | 89-90        | 17        | 0         | 5         | 5         | 27        |

# PLAYOFFS ALL-TIME PLAYOFF STATISTICS



## ALL-TIME PLAYOFF STATISTICS

| NAME              | SEASON       | GP        | G         | A         | PTS       | PIM       |
|-------------------|--------------|-----------|-----------|-----------|-----------|-----------|
| Smrke, Stan       | 59-60        | 11        | 7         | 6         | 13        | 2         |
| Smrke, Stan       | 61-62        | 2         | 0         | 0         | 0         | 0         |
| Smrke, Stan       | 62-63        | 2         | 1         | 0         | 1         | 0         |
| Smrke, Stan       | 63-64        | 2         | 0         | 0         | 0         | 0         |
| Smrke, Stan       | 64-65        | 10        | 5         | 4         | 9         | 4         |
| Smrke, Stan       | 65-66        | 8         | 0         | 1         | 1         | 0         |
| Smrke, Stan       | 66-67        | 13        | 2         | 7         | 9         | 2         |
|                   | <b>TOTAL</b> | <b>48</b> | <b>15</b> | <b>18</b> | <b>33</b> | <b>8</b>  |
| Snell, Chris      | 91-92        | 10        | 2         | 1         | 3         | 6         |
| Snell, Chris      | 92-93        | 17        | 5         | 8         | 13        | 39        |
|                   | <b>TOTAL</b> | <b>27</b> | <b>7</b>  | <b>9</b>  | <b>16</b> | <b>45</b> |
| Stewart, Anthony  | 06-07        | 6         | 2         | 0         | 2         | 2         |
| Stewart, Bill     | 79-80        | 4         | 1         | 2         | 3         | 42        |
| Stewart, Michael  | 96-97        | 10        | 1         | 3         | 4         | 23        |
| Strobel, Eric     | 79-80        | 3         | 2         | 0         | 2         | 2         |
| Stuart, Colin     | 11-12        | 3         | 0         | 0         | 0         | 4         |
| Sprukts, Janis    | 06-07        | 6         | 1         | 3         | 4         | 4         |
| Suikkanen, Kai    | 81-82        | 9         | 4         | 2         | 6         | 4         |
| Suikkanen, Kai    | 82-83        | 16        | 7         | 7         | 14        | 21        |
|                   | <b>TOTAL</b> | <b>25</b> | <b>11</b> | <b>9</b>  | <b>20</b> | <b>25</b> |
| Sutton, Ken       | 89-90        | 11        | 1         | 6         | 7         | 15        |
| Sutton, Ken       | 90-91        | 3         | 1         | 1         | 2         | 14        |
|                   | <b>TOTAL</b> | <b>14</b> | <b>2</b>  | <b>7</b>  | <b>9</b>  | <b>29</b> |
| Suoraniemi, Kari  | 82-83        | 13        | 0         | 6         | 6         | 14        |
| Suwek, Richard    | 79-80        | 3         | 0         | 1         | 1         | 0         |
| Swanson, Jeremy   | 06-07        | 6         | 0         | 4         | 4         | 24        |
| Szczechura, Paul  | 11-12        | 3         | 0         | 1         | 1         | 0         |
| Taffe, Jeff       | 09-10        | 7         | 1         | 6         | 7         | 9         |
| Tallinder, Henrik | 01-02        | 2         | 0         | 0         | 0         | 0         |
| Tardif, Jamie     | 13-14        | 3         | 0         | 1         | 1         | 4         |
| Tarnasky, Nick    | 12-13        | 3         | 1         | 0         | 1         | 4         |
| Taylor, Chris     | 01-02        | 2         | 0         | 1         | 1         | 0         |
| Taylor, Chris     | 02-03        | 3         | 3         | 1         | 4         | 2         |
| Taylor, Chris     | 03-04        | 16        | 5         | 12        | 17        | 0         |
| Taylor, Chris     | 04-05        | 9         | 1         | 8         | 9         | 4         |
| Taylor, Chris     | 09-10        | 7         | 1         | 3         | 4         | 6         |
|                   | <b>TOTAL</b> | <b>37</b> | <b>10</b> | <b>25</b> | <b>35</b> | <b>12</b> |
| Tennyson, Matt    | 17-18        | 3         | 0         | 0         | 0         | 6         |
| Tennyson, Matt    | 18-19        | 3         | 0         | 0         | 0         | 0         |
|                   | <b>TOTAL</b> | <b>6</b>  | <b>0</b>  | <b>0</b>  | <b>0</b>  | <b>6</b>  |
| Thomas, Scott     | 91-92        | 9         | 0         | 1         | 1         | 17        |
| Thomas, Scott     | 92-93        | 17        | 8         | 5         | 13        | 6         |
| Thomas, Scott     | 94-95        | 5         | 4         | 0         | 4         | 4         |
|                   | <b>TOTAL</b> | <b>31</b> | <b>12</b> | <b>6</b>  | <b>18</b> | <b>27</b> |
| Thompson, Tage    | 18-19        | 3         | 2         | 0         | 2         | 2         |
| Thorburn, Chris   | 03-04        | 16        | 3         | 2         | 5         | 18        |
| Thorburn, Chris   | 04-05        | 4         | 0         | 1         | 1         | 2         |
|                   | <b>TOTAL</b> | <b>20</b> | <b>3</b>  | <b>3</b>  | <b>6</b>  | <b>20</b> |
| Trapp, Doug       | 86-87        | 16        | 0         | 9         | 9         | 5         |
| Traynor, Paul     | 99-00        | 9         | 0         | 0         | 0         | 6         |
| Traynor, Paul     | 00-01        | 1         | 0         | 0         | 0         | 0         |
| Tropp, Corey      | 11-12        | 3         | 0         | 0         | 0         | 8         |
|                   | <b>TOTAL</b> | <b>10</b> | <b>0</b>  | <b>0</b>  | <b>0</b>  | <b>6</b>  |
| Tsygurov, Denis   | 93-94        | 1         | 0         | 1         | 1         | 0         |
| Tuma, Martin      | 06-07        | 1         | 0         | 0         | 0         | 0         |
| Turkiewicz, Jim   | 79-80        | 4         | 0         | 1         | 1         | 4         |
| Turnbull, Travis  | 11-12        | 3         | 0         | 0         | 0         | 4         |
| Turner, Dean      | 81-82        | 9         | 0         | 4         | 4         | 6         |
| Ubriaco, Gene     | 62-63        | 2         | 1         | 0         | 1         | 0         |
| Ullmark, Linus    | 17-18        | 3         | 0         | 0         | 0         | 0         |
| Vaive, Rick       | 91-92        | 16        | 4         | 4         | 8         | 10        |
| Vandermeer, Peter | 97-98        | 4         | 1         | 0         | 1         | 13        |

# PLAYOFFS ALL-TIME PLAYOFF STATISTICS



## ALL-TIME PLAYOFF STATISTICS

| NAME              | SEASON       | GP        | G         | A         | PTS       | PIM       |
|-------------------|--------------|-----------|-----------|-----------|-----------|-----------|
| Vandermeer, Peter | 98-99        | 16        | 1         | 0         | 1         | 38        |
|                   | <b>TOTAL</b> | <b>20</b> | <b>2</b>  | <b>0</b>  | <b>2</b>  | <b>51</b> |
| Vanek, Thomas     | 04-05        | 5         | 2         | 3         | 5         | 10        |
| VanOene, Darren   | 98-99        | 12        | 2         | 4         | 6         | 8         |
| VanOene, Darren   | 99-00        | 21        | 1         | 3         | 4         | 24        |
| VanOene, Darren   | 00-01        | 4         | 1         | 0         | 1         | 4         |
| VanOene, Darren   | 01-02        | 2         | 0         | 0         | 0         | 4         |
|                   | <b>TOTAL</b> | <b>39</b> | <b>4</b>  | <b>7</b>  | <b>11</b> | <b>40</b> |
| Van Impe, Dick    | 59-60        | 12        | 0         | 3         | 3         | 6         |
| Varada, Vaclav    | 96-97        | 10        | 1         | 6         | 7         | 27        |
| Verret, Claude    | 83-84        | 18        | 5         | 9         | 14        | 4         |
| Varone, Phil      | 11-12        | 3         | 2         | 1         | 3         | 0         |
| Varone, Phil      | 12-13        | 3         | 0         | 0         | 0         | 2         |
| Varone, Phil      | 13-14        | 5         | 0         | 3         | 3         | 0         |
|                   | <b>TOTAL</b> | <b>11</b> | <b>2</b>  | <b>4</b>  | <b>6</b>  | <b>2</b>  |
| Veilleux, Yannick | 18-19        | 2         | 0         | 1         | 1         | 2         |
| Verret, Claude    | 84-85        | 5         | 2         | 5         | 7         | 0         |
| Verret, Claude    | 86-87        | 8         | 3         | 3         | 6         | 0         |
|                   | <b>TOTAL</b> | <b>31</b> | <b>10</b> | <b>17</b> | <b>27</b> | <b>4</b>  |
| Voakes, Mark      | 11-12        | 3         | 0         | 0         | 0         | 0         |
| Volkov, Mikhail   | 93-94        | 4         | 0         | 2         | 2         | 2         |
| Volkov, Mikhail   | 94-95        | 4         | 1         | 0         | 1         | 2         |
|                   | <b>TOTAL</b> | <b>8</b>  | <b>1</b>  | <b>2</b>  | <b>3</b>  | <b>4</b>  |
| Wakaluk, Darcy    | 86-87        | 5         | 0         | 0         | 0         | 0         |
| Wakaluk, Darcy    | 87-88        | 6         | 0         | 0         | 0         | 2         |
| Wakaluk, Darcy    | 89-90        | 17        | 0         | 0         | 0         | 14        |
| Wakaluk, Darcy    | 90-91        | 9         | 0         | 0         | 0         | 0         |
|                   | <b>TOTAL</b> | <b>37</b> | <b>0</b>  | <b>0</b>  | <b>0</b>  | <b>16</b> |
| Walters, Greg     | 96-97        | 10        | 3         | 6         | 9         | 20        |
| Walters, Greg     | 98-99        | 15        | 1         | 3         | 4         | 14        |
|                   | <b>TOTAL</b> | <b>25</b> | <b>4</b>  | <b>9</b>  | <b>13</b> | <b>34</b> |
| Walton, Mike      | 65-66        | 12        | 8         | 4         | 12        | 43        |
| Walsh, Jim        | 81-82        | 9         | 0         | 4         | 4         | 17        |
| Ward, Dixon       | 95-96        | 19        | 11        | 24        | 35        | 8         |
| Wedgewood, Scott  | 18-19        | 3         | 0         | 0         | 0         | 0         |
| Welch, Noah       | 06-07        | 6         | 0         | 2         | 2         | 12        |
| Wiemer, Jim       | 81-82        | 9         | 0         | 4         | 4         | 2         |
| Wiemer, Jim       | 82-83        | 15        | 5         | 15        | 20        | 22        |
| Wiemer, Jim       | 83-84        | 18        | 3         | 13        | 16        | 20        |
| Wiemer, Jim       | 94-95        | 5         | 0         | 2         | 2         | 6         |
|                   | <b>TOTAL</b> | <b>47</b> | <b>8</b>  | <b>34</b> | <b>42</b> | <b>50</b> |
| Wilson, Clay      | 09-10        | 7         | 2         | 2         | 2         | 22        |
| White, Bill       | 61-62        | 2         | 0         | 1         | 1         | 2         |
| Whitmore, Derek   | 11-12        | 3         | 0         | 0         | 0         | 0         |
| Williams, Tommy   | 56-57        | 8         | 0         | 0         | 0         | 4         |
| Winch, Jason      | 91-92        | 12        | 2         | 6         | 8         | 0         |
| Woit, Benny       | 56-57        | 8         | 1         | 1         | 2         | 6         |
| Wood, Derek       | 97-98        | 4         | 0         | 0         | 0         | 21        |
| Wood, Derek       | 98-99        | 20        | 2         | 4         | 6         | 24        |
|                   | <b>TOTAL</b> | <b>24</b> | <b>2</b>  | <b>4</b>  | <b>6</b>  | <b>45</b> |
| Wright, Shayne    | 94-95        | 4         | 0         | 1         | 1         | 0         |
| Wright, Shayne    | 95-96        | 5         | 0         | 1         | 1         | 8         |
| Wright, Shayne    | 96-97        | 10        | 2         | 3         | 5         | 6         |
| Wright, Shayne    | 97-98        | 4         | 0         | 2         | 2         | 0         |
|                   | <b>TOTAL</b> | <b>23</b> | <b>2</b>  | <b>7</b>  | <b>9</b>  | <b>14</b> |
| Yake, Terry       | 96-97        | 10        | 8         | 8         | 16        | 4         |
| York, Mike        | 09-10        | 7         | 2         | 10        | 12        | 2         |
| Young, Jason      | 92-93        | 14        | 3         | 4         | 7         | 31        |
| Young, Jason      | 93-94        | 4         | 2         | 2         | 4         | 8         |
| Young, Jason      | 94-95        | 4         | 1         | 0         | 1         | 16        |
|                   | <b>TOTAL</b> | <b>22</b> | <b>6</b>  | <b>6</b>  | <b>12</b> | <b>55</b> |
| Zagraban, Marek   | 06-07        | 6         | 1         | 0         | 1         | 2         |

# PLAYOFFS ALL-TIME PLAYOFF GOALTENDERS



## AMERKS ALL-TIME PLAYOFF GOALTENDERS

| GOALIE        | YEAR  | GP        | MIN             | GA         | SO       | SAVES      | GAA         | SV PCT      | W-L          |
|---------------|-------|-----------|-----------------|------------|----------|------------|-------------|-------------|--------------|
| Anderson      | 06-07 | 6         | 376             | 18         | 0        | 179        | 2.87        | .909        | 2-4          |
| Askey         | 01-02 | 1         | 58              | 4          | 0        | 20         | 4.11        | .833        | 0-1          |
| Askey         | 03-04 | 2         | 120             | 5          | 1        | 52         | 2.50        | .912        | 2-0          |
| <b>TOTALS</b> |       | <b>3</b>  | <b>178</b>      | <b>9</b>   | <b>1</b> | <b>72</b>  | <b>3.03</b> | <b>.889</b> | <b>2-1</b>   |
| Bernhardt     | 81-82 | 9         | 527             | 29         | 0        | 292        | 3.30        | .910        | 4-3          |
| Biron         | 97-98 | 4         | 239             | 16         | 0        | 123        | 4.02        | .895        | 1-3          |
| Birion        | 98-99 | 20        | 1,167           | 42         | 1        | 590        | 2.16        | .934        | 12-8         |
| <b>TOTALS</b> |       | <b>24</b> | <b>1,406</b>    | <b>58</b>  | <b>1</b> | <b>713</b> | <b>2.48</b> | <b>.925</b> | <b>13-11</b> |
| Blue          | 95-96 | 1         | 27              | 1          | 0        | 10         | 2.22        | .909        | 0-1          |
| Bradley       | 91-92 | 1         | 20              | 2          | 0        | 8          | 6.00        | .800        | 0-0          |
| Broderick     | 75-76 | 3         | 180             | 12         | 0        | 83         | 4.00        | --          | 1-2          |
| Brooks        | 75-76 | 4         | 239             | 17         | 0        | 82         | 4.28        | --          | 2-2          |
| Carr          | 76-77 | 1         | 60              | 5          | 0        | 41         | 5.00        | --          | 0-1          |
| Chadwick      | 59-60 | 12        | 720             | 35         | 0        | --         | 2.92        | --          | 5-7          |
| Cheevers      | 61-62 | 2         | 120             | 8          | 0        | --         | 4.00        | --          | 0-2          |
| Cheevers      | 63-64 | 2         | 118             | 8          | 0        | --         | 4.06        | --          | 0-2          |
| Cheevers      | 64-65 | 10        | 615             | 24         | 0        | --         | 2.34        | --          | 8-2          |
| <b>TOTALS</b> |       | <b>14</b> | <b>853</b>      | <b>40</b>  | <b>0</b> | <b>--</b>  | <b>2.81</b> | <b>--</b>   | <b>8-6</b>   |
| Cloutier      | 82-83 | 16        | 992             | 47         | 0        | 406        | 2.84        | .896        | 12-4         |
| Cloutier      | 83-84 | 18        | 1,145           | 68         | 0        | 528        | 3.56        | --          | 9-9          |
| <b>TOTALS</b> |       | <b>34</b> | <b>2,137</b>    | <b>115</b> | <b>0</b> | <b>934</b> | <b>3.23</b> | <b>.890</b> | <b>21-13</b> |
| Cooley        | 72-73 | 1         | 59              | 5          | 0        | --         | 5.08        | --          | 0-1          |
| Craig         | 84-85 | 4         | 194             | 17         | 0        | 92         | 5.26        | .844        | 0-3          |
| Daubenspeck   | 99-00 | 1         | 4               | 1          | 0        | 4          | 15.00       | .800        | 0-0          |
| Deschenes     | 96-97 | 10        | 628             | 28         | 0        | 278        | 2.68        | .909        | 6-4          |
| Draper        | 98-99 | 2         | 86              | 4          | 0        | 34         | 2.79        | .895        | 0-0          |
| Gamble        | 66-67 | 1         | 40              | 2          | 0        | --         | 3.00        | --          | 0-0          |
| Hackett       | 12-13 | 1         | 58              | 2          | 0        | 18         | 2.08        | .900        | 0-1          |
| Harrison      | 82-83 | 3         | 26              | 0          | 0        | 10         | 0.00        | 1.000       | 0-0          |
| Horn          | 92-93 | 1         | 13              | 0          | 0        | 3          | 0.00        | 1.000       | 0-0          |
| Horn          | 93-94 | 1         | 42              | 5          | 0        | 12         | 7.14        | .706        | 0-1          |
| <b>TOTALS</b> |       | <b>2</b>  | <b>55</b>       | <b>5</b>   | <b>0</b> | <b>15</b>  | <b>5.45</b> | <b>.750</b> | <b>0-1</b>   |
| Ireland       | 79-80 | 1         | 60              | 6          | 0        | 30         | 6.00        | .833        | 0-1          |
| Ketterer      | 93-94 | 4         | 199             | 13         | 0        | 85         | 3.92        | .867        | 0-3          |
| Knickle       | 81-82 | 3         | 125             | 7          | 0        | 59         | 3.36        | .894        | 0-2          |
| Kolzig        | 92-93 | 17        | 1,041           | 61         | 0        | 623        | 3.52        | .911        | 9-8          |
| Leggio        | 11-12 | 3         | 175             | 11         | 0        | 78         | 3.76        | .876        | 0-3          |
| Leggio        | 12-13 | 2         | 125             | 8          | 0        | 39         | 3.84        | .830        | 0-2          |
| <b>TOTALS</b> |       | <b>5</b>  | <b>300</b>      | <b>19</b>  | <b>0</b> | <b>117</b> | <b>3.80</b> | <b>.860</b> | <b>0-5</b>   |
| Littman       | 89-90 | 1         | 33              | 4          | 0        | 5          | 7.21        | .55         | 0-1          |
| Littman       | 90-91 | 8         | 378             | 16         | 0        | 141        | 2.54        | .898        | 4-2          |
| Littman       | 91-92 | 15        | 878             | 42         | 1        | 390        | 2.87        | .903        | 8-7          |
| <b>TOTALS</b> |       | <b>24</b> | <b>1,289</b>    | <b>62</b>  | <b>1</b> | <b>536</b> | <b>2.89</b> | <b>.896</b> | <b>12-10</b> |
| Makarov       | 13-14 | 5         | 298             | 15         | 0        | 147        | 3.01        | .907        | 2-3          |
| McNeil        | 58-59 | 5         | 300             | 12         | 0        | --         | 2.40        | --          | 1-4          |
| Miller        | 02-03 | 3         | 189:43          | 13         | 0        | 77         | 4.11        | .856        | 1-2          |
| Miller        | 03-04 | 14        | 856:47          | 26         | 2        | 368        | 1.82        | .934        | 7-7          |
| Miller        | 04-05 | 9         | 547:20          | 0          | 24       | 2.63       | .909        | 5-4         |              |
| <b>TOTALS</b> |       | <b>26</b> | <b>1,593:50</b> | <b>63</b>  | <b>2</b> | <b>686</b> | <b>2.37</b> | <b>.916</b> | <b>13-13</b> |
| Noronen       | 99-00 | 21        | 1,235           | 37         | 6        | 540        | 1.80        | .935        | 13-8         |
| Noronen       | 00-01 | 4         | 250             | 11         | 0        | 85         | 2.46        | .885        | 1-3          |
| Noronen       | 01-02 | 1         | 59              | 3          | 0        | 20         | 3.06        | .870        | 0-1          |
| <b>TOTALS</b> |       | <b>26</b> | <b>1,544</b>    | <b>51</b>  | <b>6</b> | <b>645</b> | <b>1.98</b> | <b>.927</b> | <b>14-12</b> |
| Parro         | 77-78 | 3         | 180             | 9          | 0        | 86         | 3.01        | --          | 2-1          |
| Perreault     | 56-57 | 10        | 600             | 27         | 2        | 2.70       | --          | 5-5         |              |
| Perreault     | 62-63 | 2         | 120             | 110        | --       | 5.50       | --          | 0-2         |              |
| Perreault     | 65-66 | 9         | 532             | 17         | 2        | --         | 1.92        | --          | 7-2          |
| Perreault     | 66-67 | 13        | 785             | 40         | 2        | --         | 3.05        | --          | 6-7          |

# PLAYOFFS ALL-TIME PLAYOFF GOALTENDERS



## AMERKS ALL-TIME PLAYOFF GOALTENDERS

| GOALIE        | YEAR  | GP        | MIN          | GA         | SO       | SAVES      | GAA         | SV PCT      | W-L          |
|---------------|-------|-----------|--------------|------------|----------|------------|-------------|-------------|--------------|
| Perreault     | 67-68 | 9         | 515          | 28         | 0        | --         | 3.26        | --          | 7-2          |
| <b>TOTALS</b> |       | <b>43</b> | <b>2,552</b> | <b>123</b> | <b>6</b> | <b>--</b>  | <b>2.89</b> | <b>--</b>   | <b>25-18</b> |
| Pettie        | 76-77 | 11        | 661          | 36         | 0        | 256        | 3.60        | .877        | 6-5          |
| Pettie        | 77-78 | 3         | 188          | 8          | 0        | 104        | 2.56        | .929        | 0-3          |
| <b>TOTALS</b> |       | <b>14</b> | <b>849</b>   | <b>44</b>  | <b>0</b> | <b>360</b> | <b>3.11</b> | <b>.891</b> | <b>6-8</b>   |
| Pye           | 93-94 | 1         | 60           | 2          | 0        | 28         | 2.00        | .933        | 1-0          |
| Raymond       | 94-95 | 5         | 286          | 18         | 0        | 132        | 3.78        | .880        | 1-4          |
| Reece         | 74-75 | 11        | 680          | 34         | 0        | 312        | 3.00        | .902        | 6-5          |
| Salak         | 09-10 | 2         | 69           | 5          | 0        | 38         | 4.37        | .884        | 0-1          |
| Sanford       | 99-00 | 1         | 14           | 1          | 0        | 9          | 4.29        | .900        | 0-0          |
| Shields       | 94-95 | 1         | 20           | 3          | 0        | 14         | 3.78        | .824        | 0-0          |
| Shields       | 95-96 | 19        | 1,141        | 50         | 1        | 503        | 2.62        | .910        | 15-3         |
| <b>TOTALS</b> |       | <b>20</b> | <b>1,147</b> | <b>50</b>  | <b>1</b> | <b>503</b> | <b>2.62</b> | <b>.910</b> | <b>15-3</b>  |
| Smith         | 65-66 | 4         | 188          | 12         | 0        | --         | 3.83        | --          | 1-2          |
| Sneddon       | 73-74 | 2         | 113          | 3          | 0        | 62         | 4.45        | .873        | 0-2          |
| Sneddon       | 74-75 | 1         | 60           | 6          | 0        | 22         | 6.00        | .786        | 0-1          |
| <b>TOTALS</b> |       | <b>3</b>  | <b>179</b>   | <b>15</b>  | <b>0</b> | <b>84</b>  | <b>5.03</b> | <b>.848</b> | <b>0-3</b>   |
| Tremblay      | 84-85 | 3         | 121          | 11         | 0        | 46         | 5.45        | .807        | 1-1          |
| Ullmark       | 17-18 | 3         | 175          | 16         | 0        | 64         | 5.50        | .800        | 0-3          |
| Wakaluk       | 86-87 | 4         | 140          | 11         | 0        | 48         | 4.71        | .814        | 2-0          |
| Wakaluk       | 87-88 | 6         | 328          | 22         | 0        | 127        | 4.02        | .852        | 3-3          |
| Wakaluk       | 89-90 | 17        | 1,001        | 50         | 0        | 422        | 3.00        | .894        | 10-6         |
| Wakaluk       | 90-91 | 9         | 543          | 30         | 0        | 193        | 3.31        | .865        | 6-3          |
| <b>TOTALS</b> |       | <b>36</b> | <b>2,012</b> | <b>113</b> | <b>0</b> | <b>790</b> | <b>3.40</b> | <b>.875</b> | <b>21-12</b> |
| Walsh         | 79-80 | 3         | 180          | 16         | 0        | 108        | 5.35        | .871        | 0-3          |
| Wedgewood     | 18-19 | 3         | 180          | 9          | 0        | 56         | 3.00        | .862        | 0-3          |
| Wetzel        | 67-68 | 4         | 164          | 6          | 0        | --         | 2.20        | --          | 1-1          |
| Zimmerman     | 72-73 | 5         | 310          | 21         | 0        | --         | 4.03        | --          | 2-3          |
| Zimmerman     | 73-74 | 4         | 247          | 14         | 0        | 128        | 3.41        | .901        | 2-2          |
| <b>TOTALS</b> |       | <b>9</b>  | <b>557</b>   | <b>35</b>  | <b>0</b> | <b>--</b>  | <b>3.77</b> | <b>--</b>   | <b>4-5</b>   |





HISTORY

ROCHESTER AMERICANS MEDIA GUIDE



# HISTORY ALL-TIME RECORDS VS. CURRENT AHL CLUBS



## AMERKS VS. CURRENT AHL CLUBS - REGULAR SEASON

| Team                  | W   | L/OTL | T/SOL |
|-----------------------|-----|-------|-------|
| Bakersfield           | 0   | 0     | 0     |
| Belleville            | 9   | 9     | 0     |
| Binghamton*           | 27  | 25    | 3     |
| Bridgeport            | 8   | 8     | 0     |
| Charlotte             | 3   | 9     | 0     |
| Chicago               | 8   | 5     | 3     |
| Cleveland             | 39  | 24    | 7     |
| Colorado              | 0   | 0     | 0     |
| Grand Rapids          | 30  | 39    | 3     |
| Hartford              | 15  | 10    | 2     |
| Henderson             | 0   | 0     | 0     |
| Hershey               | 192 | 213   | 54    |
| Iowa                  | 3   | 1     | 0     |
| Laval                 | 13  | 3     | 0     |
| Lehigh Valley**       | 31  | 31    | 6     |
| Manitoba***           | 21  | 30    | 5     |
| Milwaukee             | 3   | 13    | 0     |
| Ontario               | 0   | 0     | 0     |
| Providence            | 14  | 23    | 1     |
| Rockford              | 3   | 5     | 0     |
| San Diego             | 0   | 0     | 0     |
| San Jose              | 0   | 0     | 0     |
| Springfield           | 7   | 3     | 0     |
| Stockton              | 0   | 0     | 0     |
| Syracuse              | 142 | 118   | 18    |
| Texas                 | 3   | 5     | 0     |
| Toronto               | 50  | 71    | 4     |
| Tucson                | 0   | 0     | 0     |
| Utica                 | 29  | 29    | 6     |
| Wilkes-Barre/Scranton | 20  | 18    | 7     |

\*Includes totals carried over from the Lowell Devils, 2006-2010, and Albany Devils, 2010-2017

\*\*Includes totals carried over from the Philadelphia Phantoms, 1996-2009, and Adirondack Phantoms, 2009-14

\*\*\*Includes totals carried over from the Manitoba Moose, 2001-2011



# HISTORY ALL-TIME COACHES



## AMERKS ALL-TIME COACHES

| SEASON | COACH                 | GP | W  | L  | T  | PTS | GF  | GA  | FINISH |
|--------|-----------------------|----|----|----|----|-----|-----|-----|--------|
| 56-57  | Billy Reay            | 64 | 34 | 25 | 5  | 73  | 224 | 199 | 3      |
| 57-58  | Roly McLenahan        | 70 | 29 | 35 | 6  | 64  | 205 | 242 | 5      |
| 58-59  | Bucko MacDonald *     | 15 | 4  | 10 | 1  | 9   | 43  | 55  |        |
|        | Sam Pollack **        | 20 | 9  | 10 | 1  | 19  | 76  | 71  |        |
|        | Steve Kraftcheck      | 35 | 21 | 11 | 3  | 45  | 123 | 76  | 3      |
| 59-60  | Steve Kraftcheck      | 72 | 40 | 27 | 5  | 85  | 285 | 211 | 2      |
| 60-61  | Steve Kraftcheck***   | 35 | 14 | 18 | 3  | 31  | 121 | 127 |        |
|        | Jack Riley            | 37 | 18 | 18 | 1  | 37  | 140 | 117 | 5      |
| 61-62  | Johnny Crawford       | 70 | 33 | 31 | 6  | 72  | 234 | 240 | 3W     |
| 62-63  | Rudy Migay            | 72 | 24 | 39 | 9  | 57  | 241 | 270 | 3W     |
| 63-64  | Joe Crozier           | 72 | 40 | 30 | 2  | 82  | 256 | 223 | 2W     |
| 64-65  | Joe Crozier (CC)      | 72 | 48 | 21 | 3  | 99  | 310 | 199 | 1W     |
| 65-66  | Joe Crozier (CC)      | 72 | 46 | 21 | 5  | 97  | 288 | 221 | 1W     |
| 66-67  | Joe Crozier           | 72 | 38 | 25 | 9  | 85  | 300 | 223 | 2W     |
| 67-68  | Joe Crozier (CC)      | 72 | 38 | 25 | 9  | 85  | 273 | 233 | 1W     |
| 68-69  | Dick Gamble           | 74 | 25 | 38 | 11 | 61  | 237 | 295 | 4W     |
| 69-70  | Dick Gamble           | 72 | 18 | 38 | 16 | 52  | 253 | 315 | 5W     |
| 70-71  | Dick Gamble ****      | 49 | 18 | 24 | 7  | 43  | 162 | 176 |        |
|        | John O'Flaherty       | 23 | 7  | 12 | 4  | 18  | 60  | 72  | 4W     |
| 71-72  | Doug Adam *****       | 37 | 12 | 20 | 5  | 29  | 103 | 150 |        |
|        | Don Cherry            | 39 | 16 | 18 | 5  | 37  | 139 | 161 | 5E     |
| 72-73  | Don Cherry            | 76 | 33 | 31 | 12 | 78  | 239 | 276 | 3E     |
| 73-74  | Don Cherry            | 76 | 42 | 21 | 13 | 97  | 296 | 248 | 1N     |
| 74-75  | Dick Mattiussi        | 76 | 42 | 25 | 9  | 93  | 317 | 243 | 2N     |
| 75-76  | Dick Mattiussi        | 76 | 42 | 25 | 9  | 93  | 304 | 243 | 2N     |
| 76-77  | Duane Rupp            | 80 | 42 | 33 | 5  | 89  | 320 | 273 | 3      |
| 77-78  | Duane Rupp            | 81 | 43 | 31 | 7  | 93  | 332 | 296 | 1S     |
| 78-79  | Duane Rupp            | 17 | 6  | 9  | 2  | 14  | 59  | 78  |        |
|        | Gary Darling +        | 10 | 4  | 5  | 1  | 9   | 40  | 41  |        |
|        | Ron Garwaisiuk ++     | 1  | 0  | 1  | 0  | 0   | 6   | 8   |        |
|        | Pat Kelly +++         | 52 | 16 | 27 | 9  | 41  | 184 | 222 | 4S     |
| 79-80  | Billy Inglis          | 80 | 28 | 42 | 10 | 66  | 260 | 327 | 4S     |
| 80-81  | Mike Keenan           | 80 | 30 | 42 | 8  | 68  | 295 | 316 | 5S     |
| 81-82  | Mike Keenan           | 80 | 40 | 31 | 9  | 89  | 325 | 286 | 2S     |
| 82-83  | Mike Keenan (CC)      | 80 | 46 | 25 | 9  | 101 | 389 | 325 | 1S     |
| 83-84  | Joe Crozier           | 80 | 46 | 32 | 2  | 94  | 363 | 300 | 2S     |
| 84-85  | Jim Schoenfeld ++++   | 25 | 17 | 6  | 2  | 36  | 100 | 77  |        |
|        | John Van Boxmeer      | 55 | 23 | 21 | 11 | 57  | 233 | 224 | 3S     |
| 85-86  | John Van Boxmeer      | 80 | 34 | 39 | 7  | 75  | 320 | 331 | 6S     |
| 86-87  | John Van Boxmeer (CC) | 80 | 47 | 26 | 7  | 101 | 309 | 256 | 1S     |
| 87-88  | John Van Boxmeer      | 75 | 42 | 26 | 7  | 92  | 303 | 257 | 2S     |
|        | Joe Crozier +++++     | 5  | 4  | 1  | 0  | 8   | 25  | 15  |        |
| 88-89  | John Van Boxmeer      | 80 | 38 | 37 | 5  | 81  | 305 | 302 | 5S     |
| 89-90  | John Van Boxmeer      | 80 | 43 | 28 | 9  | 95  | 337 | 286 | 1S     |

\* Replaced on interim Nov. 14, 1958

\*\* Replaced permanent Jan. 3, 1959

\*\*\* Replaced permanent Jan. 5, 1961

\*\*\*\* Replaced permanent Feb. 8, 1971

\*\*\*\*\* Replaced permanent Jan. 10, 1972

\*\*\*\*\* Replaced on interim Feb. 20, 2013

+ Replaced interim Nov. 24, 1978

++ Coached one game Dec. 15, 1978

+++ Replaced permanent Dec. 16, 1978

++++ Called up to active player duty to Buffalo Dec. 6, 1984

+++++ Served as interim Coach (11/1/87-11/13/87);

Van Boxmeer Suspended, Games credited to Van Boxmeer

C - Central Division

N - Northern Division

E - Eastern Division

S - Southern Division

W - Western Division

ND - North Division

MD - Mid-Atlantic Division

MK - Macgregor Kilpatrick Trophy

(AHL's overall points champion)



# HISTORY ALL-TIME COACHES



## AMERKS ALL-TIME COACHES

| SEASON        | COACH                | GP        | W         | L         | T        | PTS       | GF         | GA         | FINISH     |
|---------------|----------------------|-----------|-----------|-----------|----------|-----------|------------|------------|------------|
| 90-91         | Don Lever            | 80        | 45        | 26        | 9        | 99        | 326        | 253        | 1S         |
| 91-92         | Don Lever            | 80        | 37        | 31        | 12       | 86        | 292        | 248        | 2S         |
| 92-93         | John Van Boxmeer     | 80        | 40        | 33        | 7        | 87        | 348        | 332        | 2S         |
| 93-94         | John Van Boxmeer     | 80        | 31        | 34        | 15       | 77        | 277        | 300        | 3S         |
| 94-95         | John Van Boxmeer     | 80        | 35        | 38        | 7        | 77        | 300        | 304        | 4S         |
| 95-96         | John Tortorella (CC) | 80        | 37        | 38        | 5        | 83        | 294        | 297        | 3C         |
| 96-97         | John Tortorella      | 80        | 40        | 31        | 9        | 90        | 298        | 257        | 1EM        |
| 97-98         | Brian McCutcheon     | 80        | 30        | 38        | 12       | 72        | 238        | 260        | 5EM        |
| 98-99         | Brian McCutcheon     | 80        | 52        | 22        | 6        | 111       | 284        | 176        | 1EM        |
| 99-00         | Brian McCutcheon     | 80        | 46        | 25        | 9        | 104       | 247        | 192        | 1EM        |
| 00-01         | Randy Cunneynworth   | 80        | 46        | 25        | 9        | 104       | 224        | 192        | 1MD        |
| 01-02         | Randy Cunneynworth   | 80        | 32        | 33        | 15       | 82        | 206        | 211        | 2C         |
| 02-03         | Randy Cunneynworth   | 80        | 31        | 35        | 14       | 81        | 219        | 221        | 2C         |
| 03-04         | Randy Cunneynworth   | 80        | 37        | 33        | 10       | 89        | 207        | 188        | 3N         |
| 04-05         | Randy Cunneynworth   | 80        | 51        | 23        | 6        | 112       | 243        | 208        | MK         |
| 05-06         | Randy Cunneynworth   | 80        | 37        | 41        | 2        | 78        | 261        | 270        | 5ND        |
| 06-07         | Randy Cunneynworth   | 80        | 48        | 31        | 1        | 98        | 269        | 250        | 2ND        |
| 07-08         | Randy Cunneynworth   | 80        | 24        | 52        | 4        | 58        | 197        | 291        | 7ND        |
| 08-09         | Benoit Groulx        | 80        | 29        | 43        | 8        | 66        | 184        | 259        | 7ND        |
| 09-10         | Benoit Groulx        | 80        | 44        | 35        | 1        | 91        | 253        | 247        | 2ND        |
| 10-11         | Chuck Weber          | 80        | 31        | 44        | 5        | 72        | 218        | 266        | 7ND        |
| 11-12         | Ron Rolston          | 76        | 36        | 36        | 4        | 86        | 224        | 221        | 7WC        |
| 12-13         | Ron Rolston          | 48        | 27        | 20        | 1        | 57        | 164        | 140        |            |
|               | Chadd Cassidy *****  | 28        | 16        | 12        | 0        | 33        | 70         | 69         | 7WC        |
| 13-14         | Chadd Cassidy        | 76        | 37        | 34        | 5        | 85        | 216        | 217        | 7WC        |
| 14-15         | Chadd Cassidy        | 76        | 29        | 46        | 1        | 64        | 209        | 251        | 14WC       |
| 15-16         | Randy Cunneynworth   | 76        | 34        | 41        | 1        | 72        | 199        | 249        | 13WC       |
| 16-17         | Dan Lambert          | 76        | 32        | 41        | 3        | 67        | 205        | 240        | 13EC       |
| 17-18         | Chris Taylor         | 76        | 37        | 22        | 17       | 91        | 234        | 221        | 3ND        |
| 18-19         | Chris Taylor         | 76        | 46        | 23        | 7        | 99        | 254        | 218        | 2ND        |
| <b>19-20^</b> | <b>Chris Taylor</b>  | <b>62</b> | <b>33</b> | <b>20</b> | <b>9</b> | <b>75</b> | <b>181</b> | <b>173</b> | <b>2ND</b> |

\* Replaced on interim Nov. 14, 1958

\*\* Replaced permanent Jan. 3, 1959

\*\*\* Replaced permanent Jan. 5, 1961

\*\*\*\* Replaced permanent Feb. 8, 1971

\*\*\*\*\* Replaced permanent Jan. 10, 1972

\*\*\*\*\* Replaced on interim Feb. 20, 2013

+ Replaced interim Nov. 24, 1978

++ Coached one game Dec. 15, 1978

+++ Replaced permanent Dec. 16, 1978

++++ Called up to active player duty to Buffalo Dec. 6, 1984

+++++ Served as interim Coach (11/1/87-11/13/87);

Van Boxmeer Suspended, Games credited to Van Boxmeer

C - Central Division

N - Northern Division

E - Eastern Division

S - Southern Division

W - Western Division

ND- North Division

MD- Mid-Atlantic Division

MK - Macgregor Kilpatrick Trophy

(AHL's overall points champion)

^ Remainder of 2019-20 regular season and 2020 Calder Cup Playoffs were cancelled on May 11, 2020 due to COVID-19 pandemic.



# HISTORY COACHES LIFETIME RECORDS



| AMERK COACHES LIFETIME RECORDS |             | REGULAR SEASON |             |            |             |             | PLAYOFFS   |            |            |             |
|--------------------------------|-------------|----------------|-------------|------------|-------------|-------------|------------|------------|------------|-------------|
| Coaches                        | GP          | W              | L           | T          | PTS.        | PCT.        | GP         | W          | L          | PCT.        |
| Jim Schoenfeld                 | 25          | 17             | 6           | 2          | 36          | .720        | --         | --         | --         | ---         |
| <b>Chris Taylor</b>            | <b>214</b>  | <b>116</b>     | <b>65</b>   | <b>33</b>  | <b>265</b>  | <b>.619</b> | <b>6</b>   | <b>0</b>   | <b>6</b>   | <b>.000</b> |
| Joe Crozier                    | 440         | 256            | 154         | 30         | 550         | .616        | 66         | 39         | 27         | .590        |
| Dick Mattiussi                 | 152         | 84             | 50          | 18         | 186         | .612        | 19         | 9          | 10         | .474        |
| Brian McCutcheon               | 240         | 128            | 85          | 27         | 287         | .598        | 45         | 26         | 19         | .578        |
| Don Lever                      | 160         | 82             | 57          | 21         | 185         | .578        | 31         | 19         | 12         | .613        |
| Ron Rolston                    | 124         | 63             | 56          | 5          | 143         | .577        | 3          | 0          | 3          | .000        |
| Billy Reay                     | 64          | 34             | 25          | 5          | 73          | .570        | 10         | 5          | 5          | .500        |
| Steve Kraftcheck               | 142         | 75             | 56          | 11         | 161         | .567        | 17         | 6          | 11         | .353        |
| Don Cherry                     | 191         | 91             | 70          | 30         | 212         | .555        | 12         | 4          | 8          | .333        |
| Duane Rupp                     | 178         | 91             | 73          | 14         | 196         | .551        | 18         | 8          | 10         | .444        |
| Randy Cunneynworth             | 716         | 340            | 311         | 65         | 774         | .541        | 40         | 18         | 22         | .450        |
| John Tortorella                | 160         | 77             | 69          | 14         | 173         | .541        | 29         | 21         | 8          | .724        |
| John Van Boxmeer               | 690         | 337            | 283         | 75         | 742         | .540        | 73         | 36         | 37         | .493        |
| Mike Keenan                    | 240         | 116            | 98          | 26         | 258         | .538        | 25         | 16         | 9          | .640        |
| Johnny Crawford                | 70          | 33             | 31          | 6          | 72          | .514        | 2          | 0          | 2          | .000        |
| Chadd Cassidy                  | 180         | 82             | 92          | 6          | 182         | .506        | 8          | 2          | 6          | .250        |
| Jack Riley                     | 37          | 18             | 18          | 1          | 37          | .500        | --         | --         | --         | ---         |
| Benoit Groulx                  | 160         | 73             | 78          | 9          | 157         | .491        | 7          | 3          | 4          | .429        |
| Sam Pollack                    | 20          | 9              | 10          | 1          | 19          | .475        | --         | --         | --         | ---         |
| Roly McLenahan                 | 70          | 29             | 35          | 6          | 64          | .457        | --         | --         | --         | ---         |
| Chuck Weber                    | 80          | 31             | 44          | 5          | 72          | .450        | --         | --         | --         | ---         |
| Gary Darling                   | 10          | 4              | 5           | 1          | 9           | .450        | --         | --         | --         | ---         |
| Dan Lambert                    | 76          | 32             | 41          | 3          | 67          | .441        | --         | --         | --         | ---         |
| Billy Inglis                   | 80          | 28             | 42          | 10         | 66          | .412        | 4          | 0          | 4          | .000        |
| Dick Gamble                    | 195         | 61             | 100         | 34         | 156         | .400        | --         | --         | --         | ---         |
| Rudy Migay                     | 72          | 24             | 39          | 9          | 57          | .396        | 2          | 0          | 2          | .000        |
| Pat Kelly                      | 52          | 16             | 27          | 9          | 41          | .394        | --         | --         | --         | ---         |
| Doug Adam                      | 37          | 12             | 20          | 5          | 29          | .392        | --         | --         | --         | ---         |
| John O'Flaherty                | 23          | 7              | 12          | 4          | 18          | .391        | --         | --         | --         | ---         |
| Bucko McDonald                 | 15          | 4              | 10          | 1          | 9           | .300        | --         | --         | --         | ---         |
| Ron Garwasiuk                  | 1           | 0              | 1           | 0          | 0           | .000        | --         | --         | --         | ---         |
| <b>TOTALS:</b>                 | <b>4919</b> | <b>2370</b>    | <b>2063</b> | <b>486</b> | <b>5296</b> | <b>.538</b> | <b>417</b> | <b>212</b> | <b>205</b> | <b>.508</b> |

## CAULDER CUP CHAMPION COACHES

| Coaches          | Calder Cups | Years                     |
|------------------|-------------|---------------------------|
| Joe Crozier      | 3           | 1964-65, 1965-66, 1967-68 |
| Mike Keenan      | 1           | 1982-83                   |
| John Van Boxmeer | 1           | 1986-87                   |
| John Tortorella  | 1           | 1995-96                   |



# HISTORY PRESIDENTS AND GENERAL MANAGERS



## AMERKS PRESIDENTS & GENERAL MANAGERS

### President

Steve Donner  
Lewis Staats  
Ted Black  
Russ Brandon

**Kim Pegula**

### Years

1994 - 2008  
2008 - 2011  
2011 - 2015  
2015 - 2018

**2018 - Present**

### General Managers

Paul Bibeault  
Jack Riley  
Joe Crozier  
Dick Gamble  
Doug Adam  
Don Cherry  
John Den Hamer  
George Bergantz  
Randy Scott  
Joe Baumann  
Jody Gage  
Randy Sexton  
Mike Santos  
Darcy Regier  
Tim Murray

**Randy Sexton**

### Years

1956 - 1959  
1959 - 1964  
1964 - 1968  
1968 - 1971  
1971 - 1972  
1972 - 1974  
1974 - 1979  
1979 - 1988  
1988 - 1993  
1993 - 1996  
1996 - 2009  
2009 - 2010  
2010 - 2011  
2011 - 2013  
2014 - 2017

**2017 - 2020**



# HISTORY ALL-TIME CAPTAINS



## AMERKS ALL-TIME CAPTAINS

| Years   | Player   |
|---------|--|
| 2019-20 | Kevin Porter   |
| 2018-19 | Kevin Porter   |
| 2017-18 | Kevin Porter   |
| 2016-17 | Cal O'Reilly   |
| 2015-16 | Cal O'Reilly   |
| 2014-15 | Drew Bagnall, Mark Pysyk, Jerry D'Amigo              |
| 2013-14 | Matt Ellis, Drew Bagnall, Kevin Porter, Jamie Tardif |
| 2012-13 | Kevin Porter, Matt Ellis                             |
| 2011-12 | Colin Stuart   |
| 2010-11 | NONE   |
| 2009-10 | Rory Fitzpatrick                                     |
| 2008-09 | Rory Fitzpatrick                                     |
| 2007-08 | Clarke MacArthur, Drew Larman                        |
| 2006-07 | Brandon Smith  |
| 2005-06 | Chris Taylor   |
| 2004-05 | Chris Taylor   |
| 2003-04 | Domenic Pittis                                       |
| 2002-03 | Doug Houda   |
| 2001-02 | Mike Hurlbut   |
| 2000-01 | Mike Hurlbut   |
| 1999-00 | Mike Hurlbut   |
| 1998-99 | Scott Nichol, Mike Hurlbut                           |
| 1997-98 | Scott Nichol, Mike Hurlbut                           |
| 1996-97 | Dane Jackson   |
| 1995-96 | Dane Jackson, Dixon Ward                             |
| 1994-95 | Jody Gage, Todd Simon                                |
| 1993-94 | Jody Gage, James Black                               |
| 1992-93 | Jody Gage  |
| 1991-92 | Steve Ludzik   |
| 1990-91 | Steve Ludzik   |
| 1989-90 | Jim Hofford  |
| 1988-89 | Jim Hofford, Richie Dunn                             |
| 1987-88 | Jim Hofford  |

| Years   | Player                                    |
|---------|---|
| 1986-87 | Don Lever, Dave Fenyves                   |
| 1985-86 | Mal Davis                                 |
| 1984-85 | Chris Langevin, Ted Nolan                 |
| 1983-84 | Bob Mongrain                              |
| 1982-83 | Mal Davis, Bob Mongrain                   |
| 1981-82 | Chris Halyk                               |
| 1980-81 | Jim Walsh                                 |
| 1979-80 | Ron Schock, Bill Stewart, Mike Boland     |
| 1978-79 | Ron Garwasiuk, Steve Langdon              |
| 1977-78 | Gordie Clark, Darryl Edestrand            |
| 1976-77 | Rene Drolet, Rod Graham                   |
| 1975-76 | Barry Merrell, Rick Pagnutti, Rene Drolet |
| 1974-75 | Billy Knibbs                              |
| 1973-74 | NONE                                      |
| 1972-73 | Bob Ellett                                |
| 1971-72 | Doug Dunville                             |
| 1970-71 | Norm Armstrong                            |
| 1969-70 | Norm Armstrong                            |
| 1968-69 | Don Cherry                                |
| 1967-68 | Don Cherry                                |
| 1966-67 | Gerry Ehman                               |
| 1965-66 | Gerry Ehman, Dick Gamble, Don Cherry      |
| 1964-65 | Larry Hillman                             |
| 1963-64 | Al Arbour                                 |
| 1962-63 | Bob Armstrong                             |
| 1961-62 | Steve Kraftcheck                          |
| 1960-61 | Pat Hannigan, Dave Creighton              |
| 1959-60 | Rudy Migay                                |
| 1958-59 | Steve Kraftcheck, Rudy Migay              |
| 1957-58 | Benny Woit                                |
| 1956-57 | Gordie Hannigan                           |



# HISTORY AFFILIATION TIMELINE



## AMERKS AFFILIATION TIMELINE 1956-2020

| Years   | Affiliation  |
|---------|--|
| 1956-57 | Montreal Canadiens (NHL) & Toronto Maple Leafs (NHL) |
| 1957-58 | Montreal Canadiens (NHL) & Toronto Maple Leafs (NHL) |
| 1958-59 | Montreal Canadiens (NHL) & Toronto Maple Leafs (NHL) |
| 1959-60 | Toronto Maple Leafs (NHL)                            |
| 1960-61 | Toronto Maple Leafs (NHL)                            |
| 1961-62 | Toronto Maple Leafs (NHL)                            |
| 1962-63 | Toronto Maple Leafs (NHL)                            |
| 1963-64 | Toronto Maple Leafs (NHL)                            |
| 1964-65 | Toronto Maple Leafs (NHL)                            |
| 1965-66 | Toronto Maple Leafs (NHL)                            |
| 1966-67 | Toronto Maple Leafs (NHL)                            |
| 1967-68 | Toronto Maple Leafs (NHL)                            |
| 1968-69 | Vancouver Canucks (WHL)                              |
| 1969-70 | Vancouver Canucks (WHL)                              |
| 1970-71 | Vancouver Canucks (NHL)                              |
| 1971-72 | Vancouver Canucks (NHL)                              |
| 1972-73 | Independent  |
| 1973-74 | Independent  |
| 1974-75 | Boston Bruins (NHL)                                  |
| 1975-76 | Boston Bruins (NHL)                                  |
| 1976-77 | Boston Bruins (NHL)                                  |
| 1977-78 | Boston Bruins (NHL)                                  |
| 1978-79 | Boston Bruins (NHL)                                  |
| 1979-80 | Buffalo Sabres (NHL)                                 |
| 1980-81 | Buffalo Sabres (NHL)                                 |
| 1981-82 | Buffalo Sabres (NHL)                                 |
| 1982-83 | Buffalo Sabres (NHL)                                 |
| 1983-84 | Buffalo Sabres (NHL)                                 |
| 1984-85 | Buffalo Sabres (NHL)                                 |
| 1985-86 | Buffalo Sabres (NHL)                                 |
| 1986-87 | Buffalo Sabres (NHL)                                 |
| 1988-89 | Buffalo Sabres (NHL)                                 |

| Years          | Affiliation                                   |
|----------------|---|
| 1989-90        | Buffalo Sabres (NHL)                          |
| 1990-91        | Buffalo Sabres (NHL)                          |
| 1991-92        | Buffalo Sabres (NHL)                          |
| 1992-93        | Buffalo Sabres (NHL)                          |
| 1993-94        | Buffalo Sabres (NHL)                          |
| 1994-95        | Buffalo Sabres (NHL)                          |
| 1995-96        | Buffalo Sabres (NHL)                          |
| 1996-97        | Buffalo Sabres (NHL)                          |
| 1997-98        | Buffalo Sabres (NHL)                          |
| 1998-99        | Buffalo Sabres (NHL)                          |
| 1999-00        | Buffalo Sabres (NHL)                          |
| 2000-01        | Buffalo Sabres (NHL)                          |
| 2001-02        | Buffalo Sabres (NHL)                          |
| 2002-03        | Buffalo Sabres (NHL)                          |
| 2003-04        | Buffalo Sabres (NHL)                          |
| 2004-05        | Buffalo Sabres (NHL)                          |
| 2005-06        | Buffalo Sabres (NHL) & Florida Panthers (NHL) |
| 2006-07        | Buffalo Sabres (NHL) & Florida Panthers (NHL) |
| 2007-08        | Buffalo Sabres (NHL) & Florida Panthers (NHL) |
| 2008-09        | Florida Panthers (NHL)                        |
| 2009-10        | Florida Panthers (NHL)                        |
| 2010-11        | Florida Panthers (NHL)                        |
| 2011-12        | Buffalo Sabres (NHL)                          |
| 2012-13        | Buffalo Sabres (NHL)                          |
| 2013-14        | Buffalo Sabres (NHL)                          |
| 2014-15        | Buffalo Sabres (NHL)                          |
| 2015-16        | Buffalo Sabres (NHL)                          |
| 2016-17        | Buffalo Sabres (NHL)                          |
| 2017-18        | Buffalo Sabres (NHL)                          |
| 2018-19        | Buffalo Sabres (NHL)                          |
| <b>2019-20</b> | <b>Buffalo Sabres (NHL)</b>                   |







# HISTORY FIRST AND MILESTONES



## AMERKS FIRSTS

### The First Game

Rochester War Memorial - 10/14/56  
Rochester Americans 2 vs. Cleveland Barons 2  
(6,306 Attendance)

Opening faceoff was between the Amerks' Mike Nykoluk and Cleveland's Cal Stearns. Representative Kenneth B. Keating dropped the puck for the opening faceoff. Rochester's first goal was scored by Mike Nykoluk (PPG) at 11:03 of the 1st period. The tying goal of the game was scored by the Amerks' Earl Balfour on a breakaway from center ice.

### Amerks Starting Lineup:

Goaltender: Charlie Hodge  
Defense: Tommy Williams, Al MacNeil,  
Bob Baun, Mickey Keating.  
Forwards: Mike Nykoluk, Ron Hurst, Joe Lund,  
Ab McDonald, Paul Masnick, Glen  
Cressman, Earl Balfour, Gary Collins,  
Hex Lalonde, Gordie Hannigan.

## ROCHESTER WAR MEMORIAL OPENING

October 18, 1955; The event was "Rochester on parade"

## HIGHEST SCORING AMERK GAME

AMERKS 14 Cleveland 6 (Nov. 24, 1966)

|            |                       |
|------------|-----------------------|
| 1st Period | AMERKS 5 Cleveland 1  |
| Walton     | (Sly-Gamble)          |
| Sly        | (Gamble-Clancy)       |
| Corrigan   | (unassisted)          |
| Corrigan   | (Ehman-Blackburn)     |
| Smrke      | (Corrigan)            |
| 2nd Period | AMERKS 9 Cleveland 3  |
| Corrigan   | (Smrke-Joyal)         |
| Horvath    | (Blackburn-Rupp)      |
| Horvath    | (Arbour-Blackburn)    |
| Walton     | (unassisted)          |
| 3rd Period | AMERKS 14 Cleveland 6 |
| Smrke      | (Joyal-Corrigan)      |
| Gamble     | (Walton-Sly)          |
| Gamble     | (Walton-Sly)          |
| Ehman      | (Horvath-Sly)         |
| Clancy     | (Walton-Gamble)       |

## AMERKS FIRST

### First Amerks Shutout:

November 9, 1956 vs. Providence in a 5-0 win  
by Charlie Hodge

### First Amerks Hat Trick:

December 9, 1956 vs. Springfield in Rochester (6-0)  
by Bronco Horvath

## -AMERKS MILESTONE GOALS

|        |                |                   |  |
|--------|----------------|-------------------|--|
| 1,000  | Hank Ciesla    | November 5, 1960  | at Cleveland (3-1 loss)  |
| 2,000  | Norm Armstrong | November 22, 1964 | vs. Springfield (6-1 win)<br><i>(2nd goal of game for Armstrong and game-winner)</i> |
| 3,000  | Bob Barlow     | January 28, 1968  | vs. Baltimore (4-1 win)<br><i>(2nd goal of game for Barlow and game-winner)</i>      |
| 4,000  | Barry Wilcox   | February 13, 1972 | at Providence (15-3 loss)  |
| 5,000  | Gordie Clark   | November 22, 1975 | at Hershey (6-4 loss)  |
| 6,000  | Daryl Drader   | December 22, 1979 | vs. New Brunswick (6-5 loss)   |
| 7,000  | Bob Mongrain   | March 7, 1982     | vs. Adirondack (7-5 win)   |
| 8,000  | Claude Verret  | January 18, 1985  | vs. Baltimore (4-3 loss)   |
| 9,000  | Bob Logan      | February 14, 1988 | vs. Utica (6-3 win)  |
| 10,000 | Jody Gage      | February 20, 1991 | vs. Moncton (6-2 win)  |
| 11,000 | Todd Simon     | October 8, 1994   | at Adirondack (8-5 loss)   |
| 12,000 | Craig Charron  | January 17, 1998  | vs. Syracuse (4-4 tie)   |
| 13,000 | Ales Kotalik   | February 15, 2002 | vs. Norfolk (4-2 win)  |
| 14,000 | Mark Mancari   | October 6, 2006   | vs. Albany (6-0 win)   |
| 15,000 | Jeff LoVecchio | December 26, 2010 | vs. Syracuse (5-2 win)   |
| 16,000 | Colin Jacobs   | April 19, 2015    | at Adirondack (5-3 win)  |
| 17,000 | Lawrence Pilut | January 4, 2020   | at Toronto (5-2 loss)  |

## AMERKS MILESTONE WINS

|                     |   |
|---------------------|---|
| <b>800th Win:</b>   | March 21, 1979 vs. Binghamton Dusters in Binghamton (5-4)                     |
|                     | Winning goal: Steve West  |
| <b>900th Win:</b>   | April 4, 1982 vs. Erie Blades in Rochester (7-6 ot)                           |
|                     | Winning goal: Chris Halyk   |
| <b>1,000th Win:</b> | October 26, 1984 vs. Hershey in Rochester (5-4)                               |
|                     | Winning goal: Gary Burns  |
| <b>1,100th Win:</b> | February 18, 1987 vs. Newmarket in Rochester (5-3)                            |
|                     | Winning goal: Ray Sheppard  |
| <b>1,200th Win:</b> | October 18, 1989 vs. Utica in Utica (4-2)                                     |
|                     | Winning goal: Jody Gage   |
| <b>1,300th Win:</b> | January 3, 1992 vs. Baltimore in Baltimore (4-2)                              |
|                     | Winning goal: Peter Ciavaglia   |
| <b>1,400th Win:</b> | November 11, 1994 vs. Worcester in Rochester (4-2)                            |
|                     | Winning goal: Jason Young   |
| <b>1,500th Win:</b> | March 19, 1997 vs. Saint John in Rochester (6-0)                              |
|                     | Winning goal: Terry Yake  |
| <b>1,600th Win:</b> | November 19, 2000 vs. Syracuse in Syracuse (5-2)                              |
|                     | Winning goal: Francois Methot.  |
| <b>1,700th Win:</b> | February 20, 2002 vs. Hamilton in Hamilton (4-2)                              |
|                     | Winning goal: Craig Charron.  |
| <b>1,800th Win:</b> | January 6, 2005 vs. Edmonton at Edmonton (1-0)                                |
|                     | Winning goal: Derek Roy.  |
| <b>1,900th Win:</b> | February 2, 2007 vs. Toronto Marlies (6-1) in Rochester                       |
|                     | Winning Goal: Drew Larman   |
| <b>2,000th Win:</b> | Feb. 21, 2010 vs. Portland Pirates (3-2 in shootout) in Rochester             |
|                     | Winning goal: Mike York   |
| <b>2,100th Win:</b> | Jan. 21, 2013 vs. Hamilton Bulldogs in Rochester (6-3)                        |
|                     | Winning goal: Rick Schofield  |
| <b>2,200th Win:</b> | Dec. 12, 2015 vs. St. John's IceCaps in St. John's (3-2 OT)                   |
|                     | Winning goal: Jason Akeson  |
| <b>2,300th Win:</b> | November 7, 2018 vs. Cleveland Monsters at KeyBank<br>Center in Buffalo (5-2) |
|                     | Winning goal: Justin Bailey   |



# HISTORY AWARD WINNERS



## AMERKS TEAM MVP

| Year         | Players                   |
|--------------|---------------------------|
| 87-88        | Jody Gage                 |
| 88-89        | Ken Priestlay             |
| 89-90        | Darcy Wakaluk             |
| 90-91        | Don McSween               |
| 91-92        | Peter Ciavaglia           |
| 92-93        | Peter Ciavaglia           |
| 93-94        | Todd Simon                |
| 94-95        | Mark Kryz                 |
| 95-96        | Craig Charron             |
| 96-97        | Terry Yake                |
| 97-98        | Craig Charron             |
| 98-99        | Martin Biron              |
| 99-00        | Mika Noronen              |
| 00-01        | Mika Noronen              |
| 01-02        | Chris Taylor              |
| 02-03        | Chris Taylor              |
| 03-04        | Domenic Pittis            |
| 04-05        | Chris Taylor, Ryan Miller |
| 05-06        | Nathan Paetsch            |
| 06-07        | Janis Sprukts             |
| 07-08        | Clarke MacArthur          |
| 08-09        | Mike Brodeur              |
| 09-10        | Jamie Johnson             |
| 10-11        | Mike Kostka               |
| 11-12        | David Leggio              |
| 12-13        | David Leggio              |
| 13-14        | Phil Varone               |
| 14-15        | Chad Ruhwedel             |
| 15-16        | Tim Schaller              |
| 16-17        | Linus Ullmark             |
| 17-18        | Linus Ullmark             |
| 18-19        | Zach Redmond              |
| <b>19-20</b> | <b>Jonas Johansson</b>    |

## AMERKS SCORING CHAMPION

| Year         | Players                   |
|--------------|---------------------------|
| 87-88        | Jody Gage                 |
| 88-89        | Ken Priestlay             |
| 89-90        | Mike Donnelly             |
| 90-91        | Don Biggs                 |
| 91-92        | Peter Ciavaglia           |
| 92-93        | Peter Ciavaglia           |
| 93-94        | Todd Simon                |
| 94-95        | Todd Simon                |
| 95-96        | Craig Charron             |
| 96-97        | Terry Yake                |
| 97-98        | Craig Charron             |
| 98-99        | Domenic Pittis            |
| 99-00        | Domenic Pittis            |
| 00-01        | Francois Methot           |
| 01-02        | Chris Taylor              |
| 02-03        | Chris Taylor              |
| 03-04        | Domenic Pittis            |
| 04-05        | Chris Taylor              |
| 05-06        | Jiri Novotny              |
| 06-07        | Clarke MacArthur          |
| 07-08        | Mark Mancari              |
| 08-09        | Michal Repik              |
| 09-10        | Jamie Johnson             |
| 10-11        | Mike Kostka               |
| 11-12        | Phil Varone               |
| 12-13        | Mark Mancari              |
| 13-14        | Phil Varone               |
| 14-15        | Phil Varone               |
| 15-16        | Cole Schneider            |
| 16-17        | Cole Schneider            |
| 17-18        | Zach Redmond              |
| 18-19        | Victor Olofsson           |
| <b>19-20</b> | <b>Jean-Sebastien Dea</b> |

## DEFENSIVE PLAYER-OF-THE-YEAR

| Year  | Players           |
|-------|-------------------|
| 81-82 | Dean Turner       |
| 82-83 | Daniel Naud       |
| 83-84 | Dave Fenyves      |
| 84-85 | Mark Renaud       |
| 85-86 | Jayson Meyer      |
| 86-87 | Jack Brownschidle |
| 87-88 | Don McSween       |
| 88-89 | Don McSween       |
| 89-90 | Don McSween       |
| 90-91 | Don McSween       |
| 91-92 | Don McSween       |
| 92-93 | Greg Brown        |
| 93-94 | Dean Melanson     |
| 98-99 | Mike Hurlbut      |

*(Sponsored by Exec Club)*

## EXEC CLUB ROOKIE-OF-THE-YEAR

| Year         | Players                    |
|--------------|----------------------------|
| 83-84        | Claude Verret              |
| 84-85        | Gates Orlando              |
| 85-86        | Tim Hoover                 |
| 86-87        | Bob Logan                  |
| 87-88        | Kevin Kerr                 |
| 88-89        | Rob Ray                    |
| 89-90        | Donald Audette             |
| 90-91        | Dave Littman               |
| 91-92        | Peter Ciavaglia            |
| 92-93        | Scott Thomas               |
| 93-94        | Philippe Boucher           |
| 94-95        | Mark Astley                |
| 95-96        | Barrie Moore               |
| 96-97        | Vaclav Varada              |
| 97-98        | Martin Biron               |
| 98-99        | Cory Sarich                |
| 99-00        | Mika Noronen               |
| 00-01        | Norm Milley                |
| 01-02        | Doug Janik                 |
| 02-03        | Ryan Miller                |
| 03-04        | Chris Thornburn            |
| 04-05        | Thomas Vanek               |
| 05-06        | Stefan Meyer               |
| 06-07        | Patrick Kaleta             |
| 07-08        | Marc-Andre Gragnani        |
| 08-09        | Michael Duco               |
| 09-10        | Alexander Salak            |
| 10-11        | Jacob Markstrom            |
| 11-12        | Marcus Foligno             |
| 12-13        | Brian Flynn                |
| 13-14        | Nathan Lieuwen             |
| 14-15        | Andrey Makarov/Jake McCabe |
| 15-16        | Justin Bailey              |
| 16-17        | Alexander Nylander         |
| 17-18        | C.J. Smith                 |
| 18-19        | Rasmus Asplund             |
| <b>19-20</b> | <b>Jacob Bryson</b>        |

## EXEC CLUB MOST IMPROVED PLAYER

| Year  | Players       |
|-------|---------------|
| 84-85 | Jeff Hamilton |
| 85-86 | Doug Trapp    |
| 86-87 | Ray Sheppard  |
| 87-88 | Mike Hartman  |
| 88-89 | Rob Ray       |
| 89-90 | Francois Guay |

## EXEC CLUB MOST IMPROVED PLAYER

| Year         | Players                        |
|--------------|--------------------------------|
| 90-91        | Joel Savage                    |
| 91-92        | Sean O'Donnell                 |
| 92-93        | Olaf Kolzig                    |
| 93-94        | Mikhail Volkov                 |
| 94-95        | Mike Bavis                     |
| 95-96        | Barrie Moore                   |
| 96-97        | Shayne Wright                  |
| 97-98        | Matt Davidson                  |
| 98-99        | Darren VanOene                 |
| 99-00        | Mika Noronen                   |
| 00-01        | Paul Traynor                   |
| 01-02        | Doug Janik                     |
| 02-03        | Paul Gaustad, Jason Pominville |
| 03-04        | Jason Pominville               |
| 04-05        | Sean McMorrow                  |
| 05-06        | Matt Hendicks                  |
| 06-07        | Patrick Kaleta                 |
| 07-08        | Dylan Hunter                   |
| 08-09        | Keaton Ellerby                 |
| 09-10        | Evgeny Dadonov                 |
| 10-11        | Michael Caruso                 |
| 11-12        | Phil Varone                    |
| 12-13        | Zemgus Girgensons              |
| 13-14        | Tim Schaller                   |
| 14-15        | Dan Catenacci                  |
| 15-16        | William Carrier                |
| 16-17        | Eric Cornel                    |
| 17-18        | Sean Malone                    |
| 18-19        | Rasmus Asplund                 |
| <b>19-20</b> | <b>Jacob Bryson</b>            |

## ROB ZABELNY UNSUNG HERO

| Year         | Players                         |
|--------------|---------------------------------|
| 83-84        | Dave Fenyves                    |
| 84-85        | Jim Hofford                     |
| 85-86        | Jim Jackson                     |
| 86-87        | Jack Brownschidle, Dave Fenyves |
| 87-88        | Kevin Kerr                      |
| 88-89        | Scott Metcalfe                  |
| 89-90        | Francois Guay                   |
| 90-91        | Dan Frawley                     |
| 91-92        | Lindy Ruff                      |
| 92-93        | Dan Frawley                     |
| 93-94        | Mark Kryz                       |
| 94-95        | Mark Kryz                       |
| 95-96        | Rumun Ndur                      |
| 96-97        | Shayne Wright                   |
| 97-98        | Dan Frawley, Dean Melanson      |
| 98-99        | Matt Davidson                   |
| 99-00        | Doug Houda                      |
| 00-01        | Kevin Bolibruck                 |
| 01-02        | Doug Janik                      |
| 02-03        | Paul Gaustad                    |
| 03-04        | Steve Lingren                   |
| 04-05        | Paul Gaustad                    |
| 05-06        | Sylvain Dufresne                |
| 06-07        | Janis Sprukts                   |
| 07-08        | David Brine                     |
| 08-09        | Karl Stewart                    |
| 09-10        | Jordan Henry                    |
| 10-11        | Michael Caruso                  |
| 11-12        | Shaone Morriisonn               |
| 12-13        | Alex Biega                      |
| 13-14        | Colton Gillies                  |
| 14-15        | Jerome Leduc                    |
| 15-16        | Brady Austin                    |
| 16-17        | Justin Vaive                    |
| 17-18        | Colin Blackwel                  |
| 18-19        | Wayne Simpson                   |
| <b>19-20</b> | <b>Sean Malone</b>              |



# HISTORY AWARD WINNERS



## FAIRAND/O'NEIL SPORTSMANSHIP

| Year  | Players             |
|-------|---------------------|
| 73-74 | Rod Graham          |
| 74-75 | Steve Stirling      |
| 75-76 | Ron Garwasiuk       |
| 76-77 | Barry Smith         |
| 77-78 | Darryl Edestrand    |
| 78-79 | Daryl Drader        |
| 79-80 | Ed Walsh            |
| 80-81 | Bob Hess            |
| 81-82 | N/A                 |
| 82-83 | N/A                 |
| 83-84 | Yvon Lambert        |
| 84-85 | Claude Verret       |
| 85-86 | Jim Jackson         |
| 86-87 | Don Lever           |
| 87-88 | Richie Dunn         |
| 88-89 | Richie Dunn         |
| 89-90 | Mikael Andersson    |
| 90-91 | Jim Jackson         |
| 91-92 | Jim Jackson         |
| 92-93 | Francois Guay       |
| 93-94 | Peter Ciavaglia     |
| 94-95 | Greg Brown          |
| 95-96 | Sean O'Donnell      |
| 96-97 | Todd Copeland       |
| 97-98 | Jody Gage           |
| 98-99 | Craig Charron       |
| 99-00 | Craig Charron       |
| 00-01 | Mike Harder         |
| 01-02 | Randy Cunneynworth  |
| 02-03 | Dane Jackson        |
| 03-04 | Norm Milley         |
| 04-05 | Chris Taylor        |
| 05-06 | Norm Milley         |
| 06-07 | Chris Taylor        |
| 07-08 | David Cullen        |
| 08-09 | Mark Mancari        |
| 09-10 | Dylan Hunter        |
| 10-11 | David Brine         |
| 11-12 | Jamie Johnson       |
| 12-13 | Clay Wilson         |
| 13-14 | Colin Stuart        |
| 14-15 | Phil Varone         |
| 15-16 | Phil Varone         |
| 16-17 | Justin Bailey       |
| 17-18 | Linus Ullmark       |
| 18-19 | Colin Blackwell     |
| 19-20 | Danny O'Regan       |
|       | <b>Kevin Porter</b> |

## MCCULLOCH TROPHY FOR COMMUNITY SERVICE

| Year  | Players         |
|-------|-----------------|
| 87-88 | Jim Hofford     |
| 88-89 | Jim Jackson     |
| 89-90 | Don McSween     |
| 90-91 | Scott Metcalfe  |
| 91-92 | Joel Savage     |
| 92-93 | Peter Ciavaglia |
| 93-94 | Brad Rubachuk   |
| 94-95 | Peter Ciavaglia |
| 95-96 | Todd Fichel     |
| 96-97 | Scott Metcalfe  |
| 97-98 | Scott Metcalfe  |
|       | Craig Charron   |
|       | Scott Nichol    |

## MCCULLOCH TROPHY FOR COMMUNITY SERVICE

| Year  | Players               |
|-------|-----------------------|
| 98-99 | Mike Harder           |
| 99-00 | Jeremy Adduono        |
| 00-01 | Jeremy Adduono        |
| 01-02 | Jason Cipolla         |
| 02-03 | Jeremy Adduono        |
| 03-04 | Rory Fitzpatrick      |
| 04-05 | Rory Fitzpatrick      |
| 05-06 | Sean McMorrow         |
| 06-07 | Nathan Paetsch        |
| 07-08 | Patrick Kaleta        |
| 08-09 | Drew Larman           |
| 09-10 | Rory Fitzpatrick      |
| 10-11 | Drew Larman           |
| 11-12 | Rory Fitzpatrick      |
| 12-13 | Paul Baier            |
| 13-14 | Derek Whitmore        |
| 14-15 | Evan Rankin           |
| 15-16 | Matt MacKenzie        |
| 16-17 | Nick Petrecki         |
| 17-18 | Patrick Kaleta        |
| 18-19 | Mac Bennett           |
| 19-20 | Nathan Paetsch        |
|       | <b>Nathan Paetsch</b> |

## EXEC CLUB MOST POPULAR PLAYER

| Year  | Players             |
|-------|---------------------|
| 87-88 | Jim Jackson         |
| 88-89 | Ken Priestlay       |
| 89-90 | Jim Jackson         |
| 90-91 | Jody Gage           |
| 91-92 | Jody Gage           |
| 92-93 | Jody Gage           |
| 93-94 | Jody Gage           |
| 94-95 | Matthew Barnaby     |
| 95-96 | Scott Metcalfe      |
| 96-97 | Scott Metcalfe      |
| 97-98 | Scott Metcalfe      |
| 98-99 | Craig Charron       |
| 99-00 | Scott Metcalfe      |
| 00-01 | Martin Biron        |
| 01-02 | Randy Cunneynworth  |
| 02-03 | Sasha Lakovic       |
| 03-04 | Craig Charron       |
| 04-05 | Jason Botterill     |
| 05-06 | Ryan Miller         |
| 06-07 | Norm Milley         |
| 07-08 | Chris Taylor        |
| 08-09 | Patrick Kaleta      |
| 09-10 | Marc-Andre Gragnani |
| 10-11 | Mike Brodeur        |
| 11-12 | Jamie Johnson       |
| 12-13 | Mike York           |
| 13-14 | Tyler Plante        |
| 14-15 | David Leggio        |
| 15-16 | Frederick Roy       |
| 16-17 | Zac Dalpe           |
| 17-18 | Tim Schaller        |
| 18-19 | Linus Ullmark       |
| 19-20 | Linus Ullmark       |
|       | Zach Redmond        |
|       | <b>Taylor Leier</b> |

## EXEC CLUB GAME-WINNING GOAL

| Year  | Players                              |
|-------|--------------------------------------|
| 87-88 | Jody Gage                            |
| 88-89 | Ken Priestlay                        |
| 89-90 | Mike Donnelly                        |
| 90-91 | Jody Gage                            |
| 91-92 | Peter Ciavaglia                      |
| 92-93 | Jody Gage                            |
| 93-94 | Todd Simon                           |
| 94-95 | Scott Thomas                         |
| 95-96 | Craig Charron                        |
| 96-97 | Scott Nichol                         |
| 97-98 | Matt Davidson                        |
| 98-99 | Dean Melanson                        |
| 99-00 | Scott Nichol                         |
| 00-01 | Dean Sylvester                       |
| 01-02 | Jeremy Adduono                       |
| 02-03 | Chris Taylor                         |
| 03-04 | Christian Matte                      |
| 04-05 | Milan Bartovic                       |
| 05-06 | Milan Bartovic                       |
| 06-07 | Jason Pominville                     |
| 07-08 | Clarke MacArthur                     |
|       | Matt Hendricks                       |
|       | Michael Ryan                         |
|       | Mark Mancari                         |
|       | (all with two GWG each) Mark Mancari |
|       | Marc-Andre Gragnani                  |
|       | Clarke MacArthur                     |
|       | Marek Zagrapan                       |
|       | Anthony Stewart                      |
|       | David Brine                          |
| 08-09 | (three GWG each) Stefan Meyer        |
| 09-10 | Jacob Micflikier                     |
| 10-11 | Michal Repik                         |
| 11-12 | Chris Taylor                         |
| 12-13 | Marc Foligno                         |
| 13-14 | Mark Mancari                         |
| 14-15 | Luke Adam                            |
| 15-16 | Dan Catenacci/Chad Ruhwedel          |
| 16-17 | Dan Catenacci                        |
| 17-18 | Nick Baptiste/Cole Schneider         |
| 18-19 | Kevin Porter                         |
| 19-20 | Zach Redmond/Victor Olofsson         |
|       | <b>Andrew Oglvie</b>                 |

## EXEC CLUB OFFENSIVE PLAYER-OF-THE-YEAR

| Year  | Players         |
|-------|-----------------|
| 87-88 | Jody Gage       |
| 88-89 | Ken Priestlay   |
| 89-90 | Donald Audette  |
| 90-91 | Don Biggs       |
| 91-92 | Jody Gage       |
| 92-93 | Peter Ciavaglia |
| 93-94 | Viktor Gordiuk  |

## FIRST CLASS TRAVEL 7TH PLAYER

| Year  | Players       |
|-------|---------------|
| 97-98 | Craig Charron |



# HISTORY AWARD WINNERS



## V.P. SUPPLY MOST POPULAR PLAYER

| Year  | Players         |
|-------|-----------------|
| 87-88 | Jody Gage       |
| 88-89 | Jeff Capello    |
| 89-90 | Donald Audette  |
| 90-91 | Jody Gage       |
| 91-92 | Jody Gage       |
| 92-93 | Jody Gage       |
| 93-94 | Matthew Barnaby |
| 94-95 | Scott Metcalfe  |
| 95-96 | Scott Metcalfe  |
| 96-97 | Scott Metcalfe  |
| 97-98 | Scott Nichol    |

## AMERKS PLAYER OF THE MONTH

| 2008-09 Winners | Players        |
|-----------------|----------------|
| October         | Jason Garrison |
| November        | Michal Repik   |
| December        | Mike Brodeur   |
| January         | Janis Sprukts  |
| February        | N/A            |
| March           | Keaton Ellerby |
| April           | Janis Sprukts  |

| 2009-10 Winners | Players         |
|-----------------|-----------------|
| October         | Alexander Salak |
| November        | Jamie Johnson   |
| December        | Jamie Johnson   |
| January         | Jamie Johnson   |
| February        | Clay Wilson     |
| March           | Tyler Plante    |
| April           | N/A             |

## MARY CARIOLA CHILDREN'S CENTER

### VIP PLAYER OF THE MONTH (AWARDED FOR COMMUNITY SERVICE)

| 2002-03 Winners | Players                   |
|-----------------|---------------------------|
| October         | Rory Fitzpatrick          |
| November        | Jason Pominville          |
|                 | Paul Gaustad              |
|                 | Ryan Jorde                |
| December        | Sean McMorrow             |
| January         | Jason Botterill           |
| February        | Amerks Alumni Association |
| March/April     | Rochester Americans       |

| 2001-02 Winners | Players             |
|-----------------|---------------------|
| December        | Jeremy Adduono      |
| January         | Jeremy Adduono      |
| February        | Rory Fitzpatrick    |
| March           | Rochester Americans |

## AHL MAN OF THE YEAR

(AHL SPONSORED AWARD - ROCHESTER WINNERS)

| Year  | Players               |
|-------|-----------------------|
| 00-01 | Jeremy Adduono        |
| 01-02 | Jeremy Adduono        |
| 02-03 | Sean McMorrow         |
| 03-04 | Scott Ricci           |
| 04-05 | Jason Botterill       |
| 05-06 | Sean McMorrow         |
| 06-07 | Patrick Kaleta        |
| 07-08 | Mike Weber            |
| 08-09 | Rory Fitzpatrick      |
| 09-10 | Rory Fitzpatrick      |
| 10-11 | Paul Baier            |
| 11-12 | Derek Whitmore        |
| 12-13 | Evan Rankin           |
| 13-14 | Matt MacKenzie        |
| 14-15 | Nick Petrecki         |
| 15-16 | Patrick Kaleta        |
| 16-17 | Mac Bennett           |
| 17-18 | Nathan Paetsch        |
| 18-19 | Nathan Paetsch        |
| 19-20 | <b>Nathan Paetsch</b> |

## CONNORS & FERRIS COMEBACK PLAYER OF THE YEAR

| Year  | Players         |
|-------|-----------------|
| 05-06 | Chris Taylor    |
| 06-07 | Brandon Smith   |
| 07-08 | Kenndal McArdle |
| 08-09 | Kenndal McArdle |

## BOOSTER CLUB SERVICE

| Year  | Players  |
|-------|--|
| 03-04 | The Moose (John "Sonny" Zamites) for 25 years of service |
| 04-05 | Jason Botterill  |



# AHL AWARD WINNERS



## LES CUNNINGHAM AWARD

(REGULAR SEASON MVP)

| Year    | Players                   |
|---------|---------------------------|
| 1958-59 | Billy Hicke<br>Rudy Migay |
| 1965-66 | Dick Gamble               |
| 1973-74 | Art Stratton              |
| 1974-75 | Doug Gibson               |
| 1976-77 | Doug Gibson               |
| 1983-84 | Mal Davis                 |
| 1985-86 | Paul Gardner              |
| 1987-88 | Jody Gage                 |

## ALDEGE "BAZ" BASTIEN MEMORIAL

(OUTSTANDING GOALIE)

| Year    | Players      |
|---------|--------------|
| 1998-99 | Martin Biron |
| 2004-05 | Ryan Miller  |

## DUDLEY "RED" GARRETT MEMORIAL

(OUTSTANDING ROOKIE)

| Year    | Players        |
|---------|----------------|
| 1958-59 | Billy Hicke    |
| 1965-66 | Mike Walton    |
| 1968-69 | Ron Ward       |
| 1983-84 | Claude Verret  |
| 1989-90 | Donald Audette |
| 1999-00 | Mika Noronen   |

## HARRY "HAP" HOLMES MEMORIAL

(OUTSTANDING GOALTENDERS)

| Year    | Players                        |
|---------|--------------------------------|
| 1959-60 | Ed Chadwick                    |
| 1964-65 | Gerry Cheevers                 |
| 1967-68 | Bobby Perreault                |
| 1990-91 | David Littman                  |
|         | Darcy Wakaluk                  |
| 1991-92 | David Littman                  |
| 1998-99 | Martin Biron and<br>Tom Draper |
| 2000-01 | Mika Noronen and<br>Tom Askey  |

## EDDIE SHORE AWARD

(OUTSTANDING DEFENSEMAN)

| Year    | Players          |
|---------|------------------|
| 1958-59 | Steve Kraftcheck |
| 1964-65 | Al Arbour        |
| 2018-19 | Zach Redmond     |

## JOHN B. SOLLENBERGER AWARD

(LEADING SCORER - REGULAR SEASON)

| Year    | Players            |
|---------|--------------------|
| 1958-59 | Billy Hicke        |
| 1963-64 | Gerry Ehman        |
| 1965-66 | Dick Gamble        |
| 1974-75 | Doug Gibson        |
| 1977-78 | Rick Adduono (tie) |
| 1985-86 | Paul Gardner       |
| 1998-99 | Domenic Pittis     |

## FRED T. HUNT AWARD

(SPORTSMANSHIP, DETERMINATION & DEDICATION TO HOCKEY)

| Year    | Players            |
|---------|--------------------|
| 1997-98 | Craig Charron      |
| 1999-00 | Randy Cunneynworth |
| 2004-05 | Chris Taylor       |

## LOUIS A.R. PIERI MEMORIAL AWARD

(COACH OF THE YEAR)

| Year    | Recipient          |
|---------|--------------------|
| 1973-74 | Don Cherry         |
| 1990-91 | Don Lever          |
| 2004-05 | Randy Cunneynworth |

## KEN MCKENZIE AWARD

(OUTSTANDING EXECUTIVE PR, MARKETING AND TICKET SALES)

| Year    | Recipient       |
|---------|-----------------|
| 1981-82 | Rick Peckham    |
| 1985-86 | Randy Scott     |
| 1997-98 | Chris Palin     |
| 2001-02 | Dave Cieslinski |

## JAMES H. ELLERY MEMORIAL AWARD

(OUTSTANDING MEDIA)

| Year    | Recipient                                 |
|---------|---|
| 1965-66 | Hans Tanner (Print)                       |
| 1976-77 | Rich Funke (TV)                           |
| 1980-81 | Simeon Smith (TV)<br>Rick Wheeler (Print) |
| 1982-83 | Tom Gagnon (TV)                           |
| 1983-84 | Tom George (Radio)                        |
| 1984-85 | Phil Smith (TV)                           |
| 1985-86 | Rich Funke (TV)                           |
| 1986-87 | Arnold Klinsky (TV)                       |
| 1987-88 | Frank Chiano (TV)                         |
| 1990-91 | Bob Matthews (Radio)                      |
| 1992-93 | Kevin Oklobzija (Print)                   |
| 1993-94 | Don Stevens (Radio)                       |
| 1995-96 | Kevin Oklobzija (Print)                   |
| 2012-13 | Don Stevens (Radio)                       |

## JAMES C. HENDY MEMORIAL AWARD

(OUTSTANDING EXECUTIVE)

| Year    | Recipient        |
|---------|------------------|
| 1971-72 | Robert W. Clarke |
| 1982-83 | George Bergantz  |
| 1992-93 | Robert W. Clarke |
| 1995-96 | Steve Donner     |
| 1998-99 | Jody Gage        |

## AHL ALL-ROOKIE TEAM

| Year    | Players   |
|---------|---|
| 1998-99 | Cory Sarich (Defense)                             |
| 1999-00 | Mika Noronen (Goalie)<br>Dmitri Kalinin (Defense) |
| 2004-05 | Thomas Vanek (Forward)                            |



# HISTORY AHL ALL-STARS



## AMERKS AHL ALL-STARS

| <b>Years</b> | <b>Player</b>  |
|--------------|--|
| 56-57        | (1st) D-Tom Williams, C-Bronco Horvath; (2nd) LW-Ed Mazur.                                       |
| 57-58        | (2nd) G-Gerry McNeil, D-Tom Williams.  |
| 58-59        | (1st) D-Steve Kraftcheck, C-Rudy Migay, RW-Billy Hicke, LW-Gary Aldcorn.                         |
| 59-60        | (1st) G-Ed Chadwick, D-Steve Kraftcheck, LW-Stan Smrke.  |
| 60-61        | (2nd) G-Ed Chadwick, D-Steve Kraftcheck, RW-Gerry Ehman.   |
| 61-62        | (2nd) LW-Dick Gamble.  |
| 62-63        | (1st) D-Al Arbour.   |
| 63-64        | (1st) D-Al Arbour, RW-Gerry Ehman; (2nd) C-Bronco Horvath.                                       |
| 64-65        | (1st) G-Gerry Cheevers, D-Al Arbour, D-Larry Hillman;<br>(2nd) C-Bronco Horvath, LW-Dick Gamble. |
| 65-66        | (1st) D-Al Arbour, LW-Dick Gamble, RW-Gerry Ehman;<br>(2nd) D-Duane Rupp, RW-Jim Pappin.         |
| 66-67        | (2nd) D-Duane Rupp, LW-Dick Gamble.  |
| 67-68        | (1st) LW-Bob Barlow; (2nd) G-Bob Perrault, D-Marc Reaume.  |
| 70-71        | (1st) LW-Don Blackburn.  |
| 72-73        | (2nd) D-Rick Pagnutti.   |
| 73-74        | (1st) LW-Murray Kuntz; (2nd) C-Art Stratton.   |
| 74-75        | (1st) C-Doug Gibson; (2nd) G-Dave Reece, D-Rick Pagnutti.  |
| 75-76        | (1st) LW-Dave Hynes; (2nd) D-Al Simmons, RW-Gordie Clark.  |
| 76-77        | (1st) C-Doug Gibson;<br>(2nd) D-Al Sims, RW-Gordie Clark, LW- Ron Garwasiuk.                     |
| 77-78        | (2nd) C-Rick Adduono.  |
| 80-81        | (1st) D-Bob Hess; (2nd) C-J.F. Sauve.  |
| 83-84        | (1st) RW-Mal Davis.  |
| 84-85        | (2nd) C-Claude Verret.   |
| 85-86        | (1st) C-Paul Gardner, RW-Jody Gage.  |
| 86-87        | (1st) G-Daren Puppa, D-Richie Dunn;<br>(2nd) D-Dave Fenyses, D-Jack Brownschidle.                |
| 87-88        | (1st) RW-Jody Gage; (2nd) D-Richie Dunn.   |
| 89-90        | (1st) D-Don McSween, RW-Donald Audette.  |
| 90-91        | (1st) G-Dave Littman, RW-Jody Gage, D-Bill Houlder.  |
| 91-92        | (2nd) G-Dave Littman.  |
| 95-96        | (2nd) D-Terry Hollinger.   |
| 96-97        | (1st) D-Terry Hollinger.   |
| 98-99        | (1st) G-Martin Biron.  |
| 99-00        | (2nd) G-Mika Noronen.  |
| 00-01        | (2nd) G-Mika Noronen.  |
| 04-05        | (1st) G-Ryan Miller.   |
| 09-10        | (2nd) D-Clay Wilson.   |
| 17-18        | (2nd) D-Zach Redmond.  |
| 18-19        | (1st) D-Zach Redmond.  |



# HISTORY ALL-TIME FORWARDS



## ALL-TIME FORWARDS

| RANKING | FORWARDS            | SEASONS  | GP         | G         | A          | PTS        | PIM        |
|---------|---------------------|----------|------------|-----------|------------|------------|------------|
| 1.      | Jody Gage           | 11       | 653        | 351       | 377        | 728        | 515        |
| 2.      | Dick Gamble         | 9        | 569        | 300       | 265        | 565        | 173        |
| 3.      | Bronco Horvath      | 9        | 475        | 199       | 343        | 542        | 225        |
| 4.      | Gerry Ehman         | 7        | 465        | 237       | 284        | 521        | 173        |
| 5.      | Chris Taylor        | 9        | 519        | 142       | 339        | 481        | 387        |
| 6.      | Stan Smrke          | 9        | 513        | 197       | 239        | 436        | 172        |
| 7.      | Geordie Robertson   | 7        | 359        | 164       | 231        | 395        | 419        |
| 8.      | Norm Armstrong      | 10       | 566        | 166       | 225        | 391        | 983        |
| 9.      | Scott Metcalfe      | 9        | 499        | 137       | 212        | 349        | 1424       |
| 10.     | Bob Mongrain        | 5        | 322        | 153       | 186        | 339        | 430        |
| 11.     | Barry Merrell       | 5        | 320        | 134       | 187        | 321        | 158        |
| 12.     | Craig Charron       | 5        | 335        | 122       | 190        | 312        | 249        |
| 13.     | Ron Garwasiuk       | 6        | 340        | 130       | 178        | 308        | 655        |
| 14.     | Gordie Clark        | 4        | 270        | 123       | 179        | 302        | 109        |
| 15.     | Jim Jackson         | 5        | 360        | 93        | 205        | 298        | 109        |
| 16.     | Mal Davis           | 5        | 247        | 15        | 132        | 287        | 119        |
| 17.     | Todd Simon          | 3        | 191        | 85        | 183        | 268        | 211        |
| 18.     | Claude Verret       | 4        | 229        | 111       | 148        | 259        | 32         |
| 19.     | Jim Pappin          | 8        | 275        | 134       | 124        | 258        | 397        |
| 20.     | Domenic Pittis      | 3        | 204        | 75        | 171        | 246        | 330        |
| 21.     | Doug Gibson         | 3        | 170        | 96        | 148        | 244        | 53         |
| 22.     | Randy Cunneyworth   | 7        | 377        | 101       | 138        | 239        | 566        |
| 23.     | Dan Frawley         | 6        | 456        | 95        | 139        | 234        | 1060       |
| 24.     | Phil Varone         | 5        | 306        | 68        | 156        | 224        | 184        |
| 25.     | Mark Mancari        | 4        | 291        | 84        | 133        | 217        | 275        |
| 26.     | Wally Boyer         | 5        | 278        | 87        | 124        | 211        | 174        |
| 27.     | Rick Adduono        | 3        | 221        | 78        | 128        | 206        | 96         |
| 28.     | Ken Priestlay       | 4        | 151        | 102       | 102        | 204        | 153        |
|         | Warren Harper       | 4        | 297        | 85        | 119        | 204        | 232        |
| 30.     | Norm Milley         | 5        | 367        | 86        | 117        | 203        | 221        |
| 31.     | Peter Ciavaglia     | 2        | 141        | 72        | 128        | 200        | 48         |
| 32.     | Jean-Francois Sauve | 3        | 136        | 64        | 131        | 195        | 35         |
| 33.     | Jason Pominville    | 4        | 235        | 96        | 96         | 192        | 100        |
| 34.     | Francois Methot     | 5        | 333        | 77        | 110        | 187        | 113        |
| 35.     | Steve Langdon       | 5        | 313        | 97        | 87         | 184        | 37         |
|         | <b>Kevin Porter</b> | <b>5</b> | <b>269</b> | <b>68</b> | <b>116</b> | <b>184</b> | <b>149</b> |
| 37.     | Rene Drolet         | 3        | 224        | 75        | 104        | 179        | 104        |
| 38.     | Scott Nichol        | 6        | 326        | 80        | 93         | 173        | 813        |
| 39.     | Dane Jackson        | 5        | 246        | 83        | 87         | 170        | 410        |
| 40.     | Mike Donnelly       | 2        | 121        | 75        | 92         | 167        | 124        |
| 41.     | Barry Smith         | 5        | 324        | 65        | 100        | 165        | 112        |
| 42.     | Denis Hamel         | 4        | 271        | 87        | 76         | 163        | 356        |
| 43.     | Chris Halyk         | 3        | 205        | 75        | 87         | 162        | 106        |
|         | Dave Creighton      | 3        | 162        | 69        | 93         | 162        | 107        |
| 45.     | Kai Suikkanen       | 3        | 152        | 74        | 87         | 161        | 99         |
|         | Larry McKillop      | 3        | 211        | 55        | 106        | 161        | 150        |
|         | Rudy Migay          | 4        | 118        | 46        | 115        | 161        | 172        |
| 48.     | Clarke MacArthur    | 3        | 163        | 56        | 102        | 158        | 154        |
| 49.     | Gates Orlando       | 5        | 120        | 64        | 92         | 156        | 134        |
| 50.     | Viktor Gordiuk      | 3        | 172        | 70        | 83         | 153        | 70         |
| 51.     | Duke Harris         | 3        | 182        | 66        | 86         | 152        | 78         |
|         | Francois Guay       | 3        | 175        | 58        | 94         | 152        | 111        |
| 53.     | Doug MacDonald      | 3        | 185        | 71        | 77         | 148        | 177        |
| 54.     | Michal Repik        | 3        | 188        | 52        | 95         | 147        | 15         |
| 55.     | Hank Ceisla         | 2        | 134        | 57        | 88         | 145        | 54         |
| 56.     | Dave Hynes          | 2        | 122        | 79        | 65         | 144        | 53         |
| 57.     | Mike Walton         | 4        | 107        | 55        | 86         | 141        | 97         |
| 58.     | Les Duff            | 7        | 399        | 48        | 91         | 139        | 352        |
| 59.     | Guy Rousseau        | 3        | 178        | 61        | 77         | 138        | 68         |
| 60.     | Ed Litzenberger     | 3        | 152        | 47        | 90         | 137        | 70         |



# HISTORY ALL-TIME FORWARDS



## ALL-TIME FORWARDS

| RANKING | FORWARDS          | SEASONS  | GP         | G         | A         | PTS        | PIM       |
|---------|-------------------|----------|------------|-----------|-----------|------------|-----------|
| 61.     | Jeremy Adduono    | 3        | 206        | 62        | 72        | 134        | 111       |
| 62.     | Bob Cook          | 4        | 259        | 74        | 59        | 133        | 263       |
|         | Steve Ludzik      | 3        | 163        | 53        | 80        | 133        | 296       |
| 64.     | Stefan Meyer      | 4        | 266        | 64        | 66        | 130        | 363       |
| 65.     | <b>C.J. Smith</b> | <b>3</b> | <b>169</b> | <b>57</b> | <b>72</b> | <b>129</b> | <b>60</b> |
| 66.     | Mikael Andersson  | 4        | 153        | 46        | 81        | 127        | 48        |
|         | Paul Gaustad      | 3        | 234        | 41        | 86        | 127        | 498       |
| 68.     | Michael Ryan      | 5        | 218        | 57        | 69        | 126        | 213       |
|         | Don Blackburn     | 2        | 132        | 45        | 81        | 126        | 46        |
| 70.     | Jim Jones         | 3        | 214        | 53        | 72        | 125        | 220       |
|         | Doug Trapp        | 2        | 143        | 48        | 77        | 125        | 166       |
| 72.     | Jason Dawe        | 4        | 140        | 63        | 57        | 120        | 99        |
| 73.     | Luke Adam         | 4        | 180        | 56        | 63        | 119        | 147       |
| 74.     | Jason Young       | 3        | 178        | 55        | 63        | 118        | 224       |
|         | Yvon Lambert      | 2        | 158        | 53        | 65        | 118        | 24        |
| 76.     | Ron Ward          | 2        | 142        | 58        | 59        | 117        | 51        |
| 77.     | Justin Bailey     | 4        | 196        | 62        | 54        | 116        | 97        |
|         | Chris Langevin    | 4        | 208        | 51        | 65        | 116        | 750       |
| 79.     | Ab McDonald       | 2        | 134        | 51        | 64        | 115        | 26        |
| 80.     | Scott Thomas      | 3        | 131        | 57        | 57        | 114        | 153       |
|         | Gary Aldcorn      | 3        | 119        | 52        | 62        | 114        | 102       |
| 82.     | Milan Bartovic    | 5        | 270        | 62        | 51        | 113        | 275       |
| 83.     | Paul Gardner      | 1        | 71         | 61        | 51        | 112        | 16        |
| 84.     | Ed Mazur          | 2        | 106        | 46        | 65        | 111        | 157       |
| 85.     | Billy Hicke       | 2        | 83         | 49        | 61        | 110        | 63        |
|         | Gene Ubriaco      | 2        | 132        | 38        | 72        | 110        | 36        |
| 87.     | Vaclav Varada     | 3        | 103        | 56        | 51        | 107        | 159       |
|         | Scott McCrory     | 2        | 108        | 41        | 66        | 107        | 85        |
|         | Derek Roy         | 3        | 101        | 33        | 74        | 107        | 90        |
| 90.     | Janis Sprukts     | 2        | 117        | 34        | 72        | 106        | 80        |
| 91.     | Darren VanOene    | 4        | 268        | 49        | 56        | 105        | 516       |
|         | Dick Van Impe     | 3        | 121        | 46        | 59        | 105        | 111       |
|         | Jiri Novotny      | 4        | 218        | 25        | 80        | 105        | 106       |
| 94.     | Donald Audette    | 3        | 81         | 54        | 50        | 104        | 90        |
|         | Paul Crowley      | 2        | 160        | 48        | 56        | 104        | 315       |
|         | Craig Fisher      | 2        | 87         | 44        | 60        | 104        | 36        |
| 97.     | Darrin Shannon    | 2        | 99         | 46        | 57        | 103        | 81        |
| 98.     | Cecil Hoekstra    | 3        | 152        | 44        | 58        | 102        | 6         |
| 99.     | Bill Bennett      | 2        | 139        | 44        | 57        | 101        | 176       |
|         | Chris Thorburn    | 3        | 208        | 41        | 60        | 101        | 396       |
|         | Terry Yake        | 1        | 78         | 34        | 67        | 101        | 77        |
| 102.    | Jason Botterill   | 3        | 118        | 59        | 41        | 100        | 182       |
|         | Matt Davidson     | 3        | 231        | 53        | 47        | 100        | 84        |
| 104.    | Earl Anderson     | 2        | 104        | 45        | 54        | 99         | 38        |
| 105.    | Bob Walton        | 2        | 144        | 34        | 63        | 97         | 34        |
| 106.    | Earl Balfour      | 2        | 133        | 48        | 47        | 95         | 96        |
|         | Brad Rubachuk     | 3        | 195        | 46        | 49        | 95         | 665       |
|         | Bob Barlow        | 1        | 72         | 43        | 52        | 95         | 72        |
|         | Gary Burns        | 2        | 155        | 38        | 57        | 95         | 163       |
|         | Art Stratton      | 1        | 76         | 24        | 71        | 95         | 118       |
| 111.    | Dixon Ward        | 1        | 71         | 38        | 56        | 94         | 74        |
|         | Jason Cipolla     | 2        | 145        | 35        | 59        | 94         | 138       |
| 113.    | Ed Joyal          | 2        | 79         | 41        | 52        | 93         | 16        |
| 114.    | Matthew Barnaby   | 2        | 98         | 31        | 61        | 92         | 427       |
| 115.    | David Brine       | 4        | 236        | 35        | 56        | 91         | 79        |
|         | Bruce Draper      | 2        | 125        | 33        | 58        | 91         | 43        |
|         | Alex Faulkner     | 2        | 106        | 24        | 67        | 91         | 32        |
| 118.    | Gilles Hamel      | 2        | 71         | 39        | 51        | 90         | 62        |
| 119.    | Jack Stanfield    | 3        | 176        | 43        | 46        | 89         | 128       |
|         | Dan Catenacci     | 5        | 246        | 43        | 46        | 89         | 175       |





# HISTORY ALL-TIME FORWARDS



## ALL-TIME FORWARDS

| RANKING | FORWARDS           | SEASONS  | GP         | G         | A         | PTS       | PIM       |
|---------|--------------------|----------|------------|-----------|-----------|-----------|-----------|
|         | Norm Lacombe       | 4        | 122        | 39        | 50        | 89        | 138       |
|         | Benoit Hogue       | 2        | 115        | 38        | 51        | 89        | 193       |
| 123.    | Drew Larman        | 4        | 213        | 44        | 44        | 88        | 143       |
|         | Don Biggs          | 1        | 65         | 31        | 57        | 88        | 115       |
| 125.    | Nick Baptiste      | 3        | 157        | 45        | 42        | 87        | 86        |
|         | Tim Schaller       | 3        | 174        | 38        | 49        | 87        | 200       |
|         | Gary Collins       | 3        | 158        | 30        | 57        | 87        | 42        |
| 128.    | Bob Logan          | 3        | 106        | 55        | 31        | 86        | 64        |
|         | Jiri Sejba         | 2        | 90         | 42        | 44        | 86        | 90        |
|         | Alexander Nylander | 3        | 165        | 30        | 56        | 86        | 28        |
| 131.    | Mike Harder        | 2        | 87         | 35        | 50        | 85        | 39        |
|         | John Gofton        | 2        | 78         | 32        | 53        | 85        | 67        |
|         | Johan Larsson      | 3        | 102        | 31        | 54        | 85        | 115       |
|         | Mikhail Volkov     | 3        | 129        | 30        | 55        | 85        | 90        |
| 135.    | Barrie Moore       | 2        | 96         | 40        | 44        | 84        | 54        |
|         | Barry Watson       | 3        | 137        | 31        | 53        | 84        | 73        |
| 137.    | Brian McGregor     | 2        | 142        | 45        | 38        | 83        | 48        |
| 138.    | Murray Kuntz       | 1        | 72         | 51        | 31        | 82        | 31        |
|         | Bob Ellett         | 2        | 145        | 45        | 37        | 82        | 114       |
| 140.    | Joel Savage        | 4        | 169        | 40        | 41        | 81        | 129       |
|         | Bob Corkum         | 3        | 164        | 37        | 44        | 81        | 169       |
| 142.    | Bob Nevin          | 4        | 97         | 35        | 45        | 80        | 16        |
| 143.    | Richard Hajdu      | 4        | 151        | 24        | 55        | 79        | 209       |
| 144.    | Michael Duco       | 3        | 194        | 43        | 35        | 78        | 384       |
|         | Marek Zagrapan     | 2        | 147        | 35        | 43        | 78        | 105       |
|         | <b>Eric Cornel</b> | <b>6</b> | <b>277</b> | <b>35</b> | <b>43</b> | <b>78</b> | <b>96</b> |
| 147.    | Daniel Paille      | 3        | 153        | 35        | 42        | 77        | 95        |
|         | Darcy Loewen       | 3        | 194        | 31        | 46        | 77        | 516       |
|         | Dylan Hunter       | 3        | 147        | 29        | 48        | 77        | 113       |
|         | Cole Schneider     | 2        | 90         | 28        | 49        | 77        | 66        |
| 151.    | Lou Angotti        | 2        | 99         | 31        | 45        | 76        | 47        |
| 152.    | Evan Rankin        | 3        | 115        | 37        | 38        | 75        | 40        |
|         | Tom McCarthy       | 2        | 92         | 36        | 39        | 75        | 58        |
| 154.    | Pat Hannigan       | 4        | 86         | 34        | 39        | 73        | 99        |
|         | Kamil Kreps        | 3        | 117        | 28        | 45        | 73        | 42        |
|         | Murray Hall        | 2        | 75         | 27        | 46        | 73        | 89        |
|         | Mike Nykoluk       | 2        | 97         | 23        | 50        | 73        | 75        |
| 158.    | Paul Brydges       | 3        | 174        | 36        | 36        | 72        | 176       |
|         | Jeff Parker        | 3        | 94         | 29        | 43        | 72        | 144       |
|         | Jason Winch        | 2        | 104        | 24        | 48        | 72        | 53        |
|         | Mike Moller        | 2        | 83         | 20        | 52        | 72        | 29        |
| 162.    | Don Lever          | 2        | 86         | 35        | 36        | 71        | 85        |
|         | Jamie Johnson      | 1        | 80         | 27        | 44        | 71        | 24        |
|         | Bryan Hextall      | 1        | 72         | 24        | 47        | 71        | 134       |
|         | Cal O'Reilly       | 2        | 94         | 15        | 56        | 71        | 12        |
| 166.    | Evan Rodrigues     | 3        | 128        | 23        | 47        | 70        | 68        |
| 167.    | Gary McAdam        | 1        | 73         | 40        | 29        | 69        | 58        |
|         | Mike Byers         | 2        | 97         | 32        | 37        | 69        | 10        |
|         | Duke Edmundson     | 1        | 68         | 25        | 44        | 69        | 62        |
|         | Larry Keenan       | 2        | 121        | 22        | 47        | 69        | 36        |
| 171.    | Thomas Vanek       | 1        | 74         | 42        | 26        | 68        | 62        |
|         | Kevin Kerr         | 3        | 146        | 38        | 30        | 68        | 680       |
|         | Gary Bredin        | 2        | 140        | 35        | 33        | 68        | 91        |
|         | Kenndal McArdle    | 4        | 166        | 34        | 34        | 68        | 279       |
|         | Peter Horachek     | 3        | 116        | 28        | 40        | 68        | 98        |
| 176.    | Dave Gorman        | 1        | 77         | 26        | 41        | 67        | 131       |
| 177.    | Gerry Sillers      | 3        | 173        | 30        | 36        | 66        | 93        |
|         | Marcus Foligno     | 2        | 93         | 26        | 40        | 66        | 116       |
| 179.    | Dean Sylvester     | 1        | 76         | 35        | 30        | 65        | 46        |
|         | <b>Sean Malone</b> | <b>3</b> | <b>169</b> | <b>28</b> | <b>37</b> | <b>65</b> | <b>59</b> |



# HISTORY ALL-TIME FORWARDS



## ALL-TIME FORWARDS

| RANKING | FORWARDS              | SEASONS  | GP         | G         | A         | PTS       | PIM       |
|---------|-----------------------|----------|------------|-----------|-----------|-----------|-----------|
| 181.    | Victor Olofsson       | 1        | 66         | 30        | 33        | 63        | 12        |
|         | Anthony Stewart       | 3        | 120        | 28        | 35        | 63        | 125       |
|         | Danny O'Regan         | 2        | 88         | 26        | 37        | 63        | 46        |
|         | Dunc Rousseau         | 2        | 96         | 24        | 39        | 63        | 135       |
|         | Rene Robert           | 1        | 49         | 23        | 40        | 63        | 57        |
| 186.    | Ted Nolan             | 1        | 65         | 28        | 34        | 62        | 152       |
|         | Bob Kelly             | 1        | 70         | 27        | 35        | 62        | 206       |
|         | Paul Masnick          | 1        | 64         | 24        | 38        | 62        | 46        |
| 189.    | Gordie Hannigan       | 1        | 64         | 21        | 40        | 61        | 111       |
| 190.    | Ron Carter            | 2        | 50         | 37        | 23        | 60        | 8         |
|         | John MacMillan        | 2        | 95         | 30        | 30        | 60        | 51        |
|         | Fred Burchell         | 1        | 70         | 20        | 40        | 60        | 65        |
|         | <b>Rasmus Asplund</b> | <b>2</b> | <b>108</b> | <b>13</b> | <b>47</b> | <b>60</b> | <b>28</b> |
| 194.    | Sergei Petrenko       | 2        | 81         | 28        | 31        | 59        | 24        |
|         | Tom Songin            | 1        | 59         | 21        | 38        | 59        | 92        |
|         | Billy Knibbs          | 2        | 81         | 17        | 42        | 59        | 20        |
| 197.    | Ron Hurst             | 2        | 85         | 19        | 38        | 57        | 178       |
| 198.    | Jeff Taffe            | 1        | 61         | 28        | 28        | 56        | 47        |
|         | Jeff Hamilton         | 3        | 157        | 28        | 28        | 56        | 84        |
|         | Bill Saunders         | 2        | 82         | 26        | 30        | 56        | 38        |
|         | Evgeny Dadonov        | 2        | 100        | 25        | 31        | 56        | 40        |
|         | William Carrier       | 3        | 127        | 23        | 33        | 56        | 92        |
| 203.    | Steve West            | 1        | 47         | 24        | 31        | 55        | 28        |
| 204.    | Jozef Cierny          | 1        | 54         | 27        | 27        | 54        | 36        |
|         | Rob Globke            | 3        | 164        | 22        | 32        | 54        | 131       |
|         | Kyle Criscuolo        | 2        | 94         | 21        | 33        | 54        | 48        |
|         | Mike McLaughlin       | 1        | 71         | 19        | 35        | 54        | 27        |
| 208.    | Ron Dussiaume         | 1        | 74         | 23        | 30        | 53        | 77        |
| 209.    | Len Lunde             | 1        | 37         | 19        | 33        | 52        | 13        |
|         | Joel Armia            | 2        | 87         | 17        | 35        | 52        | 69        |
|         | Marc-Andre Gagnani    | 1        | 78         | 14        | 38        | 52        | 38        |
| 212.    | Paul O'Neil           | 1        | 49         | 35        | 16        | 51        | 17        |
|         | Peter Ambroziak       | 4        | 121        | 25        | 26        | 51        | 125       |
|         | Peter Stankowski      | 3        | 49         | 23        | 28        | 51        | 60        |
|         | Christian Matte       | 1        | 72         | 22        | 29        | 51        | 48        |
|         | Brayden Irwin         | 2        | 95         | 21        | 30        | 51        | 43        |
|         | Jeff Capello          | 2        | 108        | 21        | 30        | 51        | 75        |
|         | James Black           | 1        | 45         | 19        | 32        | 51        | 28        |
|         | Ed Lawson             | 2        | 115        | 16        | 35        | 51        | 85        |
| 220.    | <b>Taylor Leier</b>   | <b>2</b> | <b>62</b>  | <b>23</b> | <b>17</b> | <b>50</b> | <b>24</b> |
| 221.    | Jaroslav Kristek      | 3        | 125        | 23        | 26        | 49        | 64        |
|         | Erik Rasmussen        | 2        | 90         | 21        | 28        | 49        | 130       |
|         | Alan Haworth          | 2        | 35         | 19        | 30        | 49        | 29        |
| 224.    | Clayton Pachal        | 2        | 129        | 18        | 30        | 48        | 245       |
|         | Keith Gretzky         | 2        | 66         | 11        | 37        | 48        | 6         |
| 226.    | Matt Ellis            | 4        | 153        | 25        | 22        | 47        | 24        |
|         | Joe Kowal             | 1        | 66         | 20        | 27        | 47        | 139       |
|         | Doug Brindley         | 1        | 74         | 20        | 27        | 47        | 12        |
| 229.    | Adam Creighton        | 2        | 38         | 22        | 24        | 46        | 29        |
|         | Greg Jacina           | 2        | 96         | 22        | 24        | 46        | 248       |
|         | Paul Szczechura       | 1        | 57         | 21        | 25        | 46        | 26        |
|         | Rob Ray               | 3        | 125        | 14        | 32        | 46        | 796       |
|         | Tom Cassidy           | 1        | 51         | 11        | 35        | 46        | 55        |
| 234.    | Derek Whitmore        | 2        | 83         | 29        | 16        | 45        | 27        |
|         | Wayne Simpson         | 1        | 72         | 21        | 24        | 45        | 16        |
|         | Ales Kotalik          | 2        | 76         | 18        | 27        | 45        | 59        |
|         | Dan Seguin            | 2        | 80         | 18        | 27        | 45        | 86        |
|         | Brad Anderson         | 1        | 81         | 18        | 27        | 45        | 36        |
|         | Colin Blackwell       | 1        | 61         | 17        | 28        | 45        | 23        |
|         | John Cunniff          | 1        | 66         | 16        | 29        | 45        | 57        |



# HISTORY ALL-TIME FORWARDS



## ALL-TIME FORWARDS

| RANKING | FORWARDS                  | SEASONS  | GP        | G         | A         | PTS       | PIM       |
|---------|---------------------------|----------|-----------|-----------|-----------|-----------|-----------|
| 241.    | Drew Stafford             | 1        | 34        | 22        | 22        | 44        | 30        |
|         | Lou Crawford              | 3        | 210       | 20        | 24        | 44        | 589       |
|         | Terry Clancy              | 3        | 105       | 15        | 29        | 44        | 57        |
| 244.    | Ralph Stewart             | 1        | 68        | 27        | 16        | 43        | 14        |
|         | Curtis Brown              | 1        | 51        | 22        | 21        | 43        | 30        |
|         | Sean Shanahan             | 1        | 66        | 20        | 23        | 43        | 156       |
|         | Jerry D'Amigo             | 2        | 90        | 18        | 25        | 43        | 63        |
|         | Jay Fraser                | 3        | 95        | 17        | 26        | 43        | 308       |
| 249.    | Hudson Fasching           | 2        | 106       | 20        | 22        | 42        | 48        |
|         | Steve Patrick             | 2        | 68        | 19        | 23        | 42        | 48        |
|         | Jere Gillis               | 1        | 53        | 18        | 24        | 42        | 69        |
| 252.    | Joe Murphy                | 2        | 106       | 20        | 21        | 41        | 51        |
|         | Seth Griffith             | 1        | 46        | 15        | 26        | 41        | 26        |
|         | Mike York                 | 1        | 45        | 14        | 27        | 41        | 8         |
|         | Herman Karp               | 1        | 55        | 14        | 27        | 41        | 26        |
| 256.    | Lou Franceschetti         | 1        | 49        | 15        | 25        | 40        | 64        |
|         | Mikhail Grigorenko        | 2        | 52        | 14        | 26        | 40        | 27        |
| 258.    | Ray Sheppard              | 2        | 60        | 21        | 18        | 39        | 13        |
|         | <b>Andrew Oglevie</b>     | <b>2</b> | <b>83</b> | <b>20</b> | <b>19</b> | <b>39</b> | <b>16</b> |
|         | Milan Marcetta            | 1        | 29        | 18        | 21        | 39        | 4         |
|         | Sahir Gill                | 1        | 74        | 18        | 21        | 39        | 12        |
|         | <b>Jean-Sebastien Dea</b> | <b>1</b> | <b>57</b> | <b>15</b> | <b>24</b> | <b>39</b> | <b>32</b> |
|         | Dave Hrechkosy            | 1        | 70        | 15        | 24        | 39        | 48        |
|         | Billy Harris              | 2        | 54        | 9         | 30        | 39        | 21        |
| 265.    | Gene Sobchuk              | 1        | 58        | 22        | 16        | 38        | 29        |
|         | Bill Dineen               | 1        | 70        | 19        | 19        | 38        | 20        |
|         | Grant Martin              | 2        | 28        | 18        | 20        | 38        | 24        |
|         | Joe Lund                  | 2        | 83        | 12        | 26        | 38        | 51        |
|         | Kevin Sundher             | 3        | 129       | 11        | 27        | 38        | 63        |
| 270.    | Rob Conn                  | 1        | 36        | 22        | 15        | 37        | 40        |
|         | Graham Mink               | 1        | 67        | 20        | 17        | 37        | 86        |
|         | Jamie Tardif              | 1        | 51        | 18        | 19        | 37        | 28        |
|         | Trent Kaese               | 2        | 82        | 15        | 22        | 37        | 100       |
|         | Murray Balfour            | 1        | 67        | 14        | 23        | 37        | 181       |
|         | Gary Collins              | 2        | 60        | 13        | 24        | 37        | 10        |
| 276.    | Bill Thomas               | 1        | 53        | 16        | 20        | 36        | 12        |
|         | Greg Walters              | 3        | 144       | 15        | 21        | 36        | 528       |
|         | Brian Murphy              | 1        | 62        | 14        | 22        | 36        | 37        |
|         | Jacques Richard           | 1        | 37        | 13        | 23        | 36        | 37        |
|         | Tim Kennedy               | 2        | 61        | 4         | 32        | 36        | 36        |
| 281.    | Maxime Legault            | 2        | 122       | 19        | 16        | 35        | 45        |
| 282.    | John Wensink              | 2        | 94        | 17        | 17        | 34        | 290       |
|         | Brian Conacher            | 3        | 77        | 16        | 18        | 34        | 74        |
|         | Garth Rizzuto             | 2        | 58        | 14        | 20        | 34        | 67        |
|         | Ed Ronan                  | 1        | 47        | 13        | 21        | 34        | 62        |
|         | Andre Champagne           | 5        | 145       | 12        | 22        | 34        | 117       |
|         | Mark Voakes               | 1        | 75        | 8         | 26        | 34        | 36        |
| 288.    | Geoff Peters              | 3        | 113       | 17        | 16        | 33        | 252       |
|         | Brian Flynn               | 2        | 50        | 16        | 17        | 33        | 20        |
|         | Shawn Matthias            | 2        | 88        | 16        | 17        | 33        | 28        |
|         | Mike Corrigan             | 2        | 52        | 12        | 21        | 33        | 38        |
|         | Jean Dupuy                | 2        | 120       | 11        | 22        | 33        | 109       |
|         | Gary Jarrett              | 4        | 63        | 9         | 24        | 33        | 27        |
| 294.    | Jake Rathwell             | 2        | 95        | 15        | 17        | 32        | 69        |
|         | Colin Stuart              | 1        | 51        | 13        | 19        | 32        | 32        |
|         | Ed Hatoum                 | 1        | 67        | 9         | 23        | 32        | 29        |
| 297.    | Martin Menard             | 1        | 47        | 18        | 13        | 31        | 30        |
|         | Richard Suwek             | 2        | 79        | 8         | 23        | 31        | 30        |
| 299.    | Ross Butler               | 1        | 45        | 21        | 9         | 30        | 18        |



# HISTORY ALL-TIME FORWARDS



## ALL-TIME FORWARDS

| RANKING | FORWARDS                 | SEASONS  | GP        | G         | A         | PTS       | PIM       |
|---------|--------------------------|----------|-----------|-----------|-----------|-----------|-----------|
|         | Steven King              | 1        | 28        | 15        | 15        | 30        | 28        |
|         | Ted Taylor               | 1        | 37        | 14        | 16        | 30        | 54        |
|         | Doug Ferguson            | 1        | 64        | 11        | 19        | 30        | 60        |
|         | Wayne Clairmont          | 1        | 70        | 11        | 19        | 30        | 26        |
|         | Larry Jeffrey            | 1        | 51        | 10        | 20        | 30        | 36        |
|         | Jason Akeson             | 1        | 52        | 8         | 22        | 30        | 18        |
| 306.    | Nick Tarnasky            | 2        | 79        | 19        | 10        | 29        | 145       |
|         | <b>Scott Wilson</b>      | <b>2</b> | <b>54</b> | <b>14</b> | <b>15</b> | <b>29</b> | <b>25</b> |
|         | Hank Nowak               | 1        | 35        | 12        | 17        | 29        | 26        |
|         | Mike Zigomanis           | 1        | 50        | 12        | 17        | 29        | 32        |
|         | Guy Burrowes             | 1        | 70        | 8         | 21        | 29        | 31        |
| 312.    | Jim Moore                | 1        | 45        | 6         | 23        | 29        | 17        |
|         | Karl Stewart             | 1        | 72        | 20        | 8         | 28        | 70        |
|         | Zac Dalpe                | 1        | 44        | 16        | 12        | 28        | 0         |
|         | Steffon Walby            | 1        | 48        | 15        | 13        | 28        | 52        |
|         | Andre Savard             | 1        | 25        | 11        | 17        | 28        | 4         |
|         | Jean-Paul Parise         | 1        | 30        | 10        | 18        | 28        | 37        |
|         | Ron Schock               | 1        | 40        | 10        | 18        | 28        | 12        |
| 319.    | Quinn Hancock            | 1        | 57        | 9         | 19        | 28        | 29        |
|         | Barry Wilcox             | 1        | 73        | 17        | 10        | 27        | 95        |
|         | <b>Remi Elie</b>         | <b>2</b> | <b>59</b> | <b>16</b> | <b>11</b> | <b>27</b> | <b>24</b> |
|         | Craig Sarner             | 1        | 46        | 14        | 13        | 27        | 26        |
|         | Matt Hendricks           | 1        | 56        | 13        | 14        | 27        | 84        |
|         | Mike Hartman             | 1        | 57        | 13        | 14        | 27        | 283       |
|         | Travis Turnbull          | 1        | 63        | 12        | 15        | 27        | 117       |
|         | Willie Marshall          | 2        | 29        | 9         | 18        | 27        | 8         |
|         | Billy Carter             | 3        | 71        | 8         | 19        | 27        | 10        |
| 328.    | Keke Mortson             | 1        | 44        | 6         | 21        | 27        | 84        |
|         | Sean McKenna             | 1        | 26        | 16        | 10        | 26        | 14        |
|         | Zack Kassian             | 1        | 30        | 15        | 11        | 26        | 31        |
|         | Patrice Tardif           | 1        | 41        | 13        | 13        | 26        | 68        |
|         | Ken Girard               | 2        | 61        | 13        | 13        | 26        | 2         |
|         | Jamie Leach              | 1        | 47        | 12        | 14        | 26        | 40        |
|         | Corey Tropp              | 2        | 33        | 11        | 15        | 26        | 53        |
|         | Bernie Gallant           | 2        | 72        | 8         | 18        | 26        | 64        |
| 336.    | Patrick Kaleta           | 4        | 120       | 8         | 18        | 26        | 277       |
|         | Bob Lalonde              | 1        | 42        | 14        | 11        | 25        | 19        |
|         | Steve Sterling           | 2        | 75        | 14        | 11        | 25        | 16        |
|         | Grant Tkachuk            | 1        | 64        | 12        | 13        | 25        | 26        |
|         | Tanner Glass             | 3        | 91        | 10        | 15        | 25        | 189       |
|         | Don Keller               | 3        | 119       | 10        | 15        | 25        | 327       |
|         | <b>Casey Mittelstadt</b> | <b>1</b> | <b>36</b> | <b>9</b>  | <b>16</b> | <b>25</b> | <b>6</b>  |
| 343.    | Ray Cyr                  | 1        | 62        | 9         | 16        | 25        | 2         |
|         | Clint Fehr               | 4        | 71        | 15        | 9         | 24        | 54        |
|         | Don Larway               | 1        | 37        | 13        | 11        | 24        | 55        |
|         | Richard Lemieux          | 1        | 34        | 12        | 12        | 24        | 30        |
|         | Terry Gray               | 1        | 45        | 10        | 14        | 24        | 14        |
|         | Dave Schultz             | 1        | 56        | 10        | 14        | 24        | 248       |
|         | Brian McKinnon           | 2        | 113       | 10        | 14        | 24        | 30        |
|         | Val James                | 5        | 253       | 10        | 14        | 24        | 496       |
|         | <b>Brett Murray</b>      | <b>1</b> | <b>55</b> | <b>9</b>  | <b>15</b> | <b>24</b> | <b>10</b> |
| 352.    | Ted Hampson              | 1        | 29        | 6         | 18        | 24        | 9         |
|         | Norm Lefebvre            | 1        | 70        | 17        | 6         | 23        | 70        |
|         | Les Kozak                | 1        | 45        | 14        | 9         | 23        | 31        |
|         | Jack Wells               | 2        | 70        | 11        | 12        | 23        | 70        |
|         | Jim Aldred               | 3        | 76        | 11        | 12        | 23        | 61        |
|         | Mark Wichrowski          | 2        | 86        | 9         | 14        | 23        | 401       |
|         | Colton Gillies           | 1        | 65        | 9         | 14        | 23        | 49        |
|         | Don Westbrooke           | 2        | 39        | 7         | 16        | 23        | 14        |
|         | Rick Schofield           | 1        | 58        | 7         | 16        | 23        | 12        |



# HISTORY ALL-TIME FORWARDS



## ALL-TIME FORWARDS

| RANKING | FORWARDS              | SEASONS  | GP         | G         | A         | PTS       | PIM        |
|---------|-----------------------|----------|------------|-----------|-----------|-----------|------------|
|         | Patrick Rissmiller    | 2        | 33         | 5         | 18        | 23        | 14         |
| 361.    | Frederick Roy         | 2        | 117        | 16        | 6         | 22        | 186        |
|         | Ron Snell             | 1        | 35         | 10        | 12        | 22        | 13         |
|         | Scott Timmins         | 1        | 45         | 10        | 12        | 22        | 18         |
|         | Rob McClanahan        | 1        | 18         | 9         | 13        | 22        | 10         |
| 365.    | <b>Tage Thompson</b>  | <b>2</b> | <b>24</b>  | <b>12</b> | <b>9</b>  | <b>21</b> | <b>14</b>  |
|         | Brian Holzinger       | 1        | 17         | 10        | 11        | 21        | 14         |
|         | A.J. Jenks            | 1        | 63         | 8         | 13        | 21        | 48         |
|         | Mike Bavis            | 2        | 92         | 6         | 15        | 21        | 189        |
| 369.    | Tony Iob              | 2        | 21         | 12        | 8         | 20        | 70         |
|         | Jacob Lagace          | 2        | 62         | 10        | 10        | 20        | 27         |
|         | Daniel Steiner        | 1        | 27         | 6         | 14        | 20        | 10         |
|         | Brett Marietti        | 1        | 38         | 6         | 14        | 20        | 63         |
| 373.    | Derek Grant           | 1        | 23         | 11        | 8         | 19        | 22         |
|         | Wayne Primeau         | 2        | 32         | 11        | 8         | 19        | 33         |
|         | Wayne Van Dorp        | 2        | 75         | 10        | 9         | 19        | 394        |
|         | Cody Hodgson          | 1        | 19         | 5         | 14        | 19        | 10         |
| 377.    | Wayne Carlton         | 2        | 26         | 10        | 8         | 18        | 8          |
|         | Dan Collins           | 3        | 92         | 10        | 8         | 18        | 48         |
|         | Randall Gelech        | 1        | 56         | 9         | 9         | 18        | 33         |
|         | Brent Taylor          | 1        | 68         | 9         | 9         | 18        | 40         |
|         | Jeff Hunt             | 1        | 34         | 8         | 10        | 18        | 16         |
|         | Maxim Afinogenov      | 1        | 15         | 6         | 12        | 18        | 8          |
|         | Bill McNeil           | 1        | 19         | 3         | 15        | 18        | 11         |
| 384.    | Karel Movosky         | 3        | 113        | 11        | 6         | 17        | 127        |
|         | Daniel Muzito-Bagenda | 2        | 67         | 10        | 7         | 17        | 45         |
|         | J.P. Dumont           | 1        | 13         | 7         | 10        | 17        | 18         |
|         | Zemgus Girgensons     | 1        | 61         | 6         | 11        | 17        | 28         |
| 388.    | Scott Pearson         | 1        | 26         | 8         | 8         | 16        | 113        |
|         | Paul Rushforth        | 2        | 32         | 8         | 8         | 16        | 14         |
|         | Jeff LoVecchio        | 1        | 51         | 8         | 8         | 16        | 25         |
|         | Don McKenny           | 1        | 18         | 7         | 9         | 16        | 4          |
|         | Steve Moses           | 1        | 29         | 7         | 9         | 16        | 4          |
|         | Lorne Rombough        | 1        | 26         | 6         | 10        | 16        | 17         |
|         | Kevin Schamehorn      | 1        | 27         | 6         | 10        | 16        | 44         |
|         | Ian Boyce             | 2        | 32         | 6         | 10        | 16        | 6          |
|         | Andrew Sweetland      | 2        | 99         | 6         | 10        | 16        | 22         |
|         | Eric Selleck          | 1        | 67         | 5         | 11        | 16        | 214        |
|         | Jacob Micflikier      | 1        | 39         | 4         | 12        | 16        | 12         |
| 399.    | Mike Casselman        | 1        | 25         | 8         | 7         | 15        | 14         |
|         | Bob Schmautz          | 1        | 7          | 7         | 8         | 15        | 8          |
|         | Victor Oreskovich     | 1        | 34         | 6         | 9         | 15        | 18         |
|         | John-Paul Kelly       | 1        | 16         | 5         | 10        | 15        | 32         |
|         | Bob Fitchner          | 1        | 34         | 5         | 10        | 15        | 60         |
|         | Mike Corbett          | 1        | 50         | 5         | 10        | 15        | 18         |
|         | P.J. Fenton           | 1        | 56         | 5         | 10        | 15        | 26         |
|         | Brady Calla           | 4        | 64         | 5         | 10        | 15        | 25         |
|         | <b>Dalton Smith</b>   | <b>3</b> | <b>135</b> | <b>4</b>  | <b>11</b> | <b>15</b> | <b>276</b> |
| 408.    | <b>Tyler Randell</b>  | <b>2</b> | <b>58</b>  | <b>8</b>  | <b>6</b>  | <b>14</b> | <b>80</b>  |
|         | David Booth           | 1        | 25         | 7         | 7         | 14        | 26         |
|         | Mike Mader            | 1        | 60         | 7         | 7         | 14        | 103        |
|         | <b>Curtis Lazar</b>   | <b>1</b> | <b>18</b>  | <b>6</b>  | <b>8</b>  | <b>14</b> | <b>6</b>   |
|         | Mark Cullen           | 1        | 28         | 5         | 9         | 14        | 6          |
|         | Jordan Knackstedt     | 1        | 44         | 5         | 9         | 14        | 26         |
|         | Jeff Brubaker         | 1        | 57         | 4         | 10        | 14        | 253        |
| 415.    | Jim McRae             | 1        | 19         | 11        | 2         | 13        | 10         |
|         | Claude LaForge        | 1        | 14         | 7         | 6         | 13        | 10         |
|         | Garret Ross           | 1        | 51         | 7         | 6         | 13        | 66         |
|         | Triston Grant         | 1        | 56         | 7         | 6         | 13        | 144        |
|         | Tom St. James         | 1        | 31         | 6         | 7         | 13        | 8          |



# HISTORY ALL-TIME FORWARDS



## ALL-TIME FORWARDS

| RANKING | FORWARDS              | SEASONS | GP  | G  | A  | PTS | PIM   |
|---------|-----------------------|---------|-----|----|----|-----|-------|
|         | Rick Vaive            | 1       | 12  | 4  | 9  | 13  | 4     |
|         | Jay Moser             | 1       | 22  | 4  | 9  | 13  | 4     |
|         | John Brenneman        | 1       | 13  | 3  | 10 | 13  | 4     |
|         | Brian Kilrea          | 1       | 33  | 2  | 11 | 13  | 4     |
|         | Dick Bouchard         | 1       | 43  | 2  | 11 | 13  | 19    |
| 425.    | Kyle Bonis            | 1       | 52  | 10 | 2  | 12  | 10    |
|         | Andrew Peters         | 4       | 175 | 7  | 5  | 12  | 733   |
|         | Jonathan Parker       | 3       | 76  | 6  | 6  | 12  | 17    |
|         | Richie Leduc          | 1       | 23  | 5  | 7  | 12  | 35    |
|         | Scott Sheppard        | 2       | 23  | 5  | 7  | 12  | 10    |
|         | Ross Yates            | 1       | 20  | 4  | 8  | 12  | 4     |
|         | Sasha Lakovic         | 1       | 51  | 3  | 9  | 12  | 161   |
|         | Brian Cullen          | 1       | 9   | 2  | 10 | 12  | 2     |
| 433.    | Eric O'Dell           | 1       | 17  | 7  | 4  | 11  | 8     |
|         | Cody McCormick        | 1       | 25  | 6  | 5  | 11  | 42    |
|         | Doug Smith            | 1       | 15  | 5  | 6  | 11  | 35    |
|         | Bill Army             | 1       | 19  | 4  | 7  | 11  | 21    |
|         | Riley Nelson          | 1       | 28  | 4  | 7  | 11  | 4     |
| 438.    | Taylor Pyatt          | 1       | 27  | 6  | 4  | 10  | 36    |
|         | Brodie Reid           | 1       | 31  | 6  | 4  | 10  | 6     |
|         | Ed Zawatsky           | 1       | 14  | 4  | 6  | 10  | 2     |
|         | Derek Wood            | 2       | 34  | 3  | 7  | 10  | 75    |
| 442.    | Gordie Redahl         | 2       | 21  | 4  | 5  | 9   | 2     |
|         | Jason Cirone          | 1       | 24  | 4  | 5  | 9   | 34    |
|         | Allan McPherson       | 2       | 60  | 4  | 5  | 9   | 14    |
|         | Sean McMorrow         | 4       | 220 | 4  | 5  | 9   | 1,020 |
|         | Justin Vaive          | 1       | 66  | 3  | 6  | 9   | 90    |
|         | Brad Kempthorne       | 1       | 15  | 1  | 8  | 9   | 6     |
| 448.    | Dave Hindmarch        | 1       | 18  | 6  | 2  | 8   | 6     |
|         | Jacques Joubert       | 1       | 20  | 5  | 3  | 8   | 10    |
|         | Hugh Jessiman         | 1       | 25  | 5  | 3  | 8   | 47    |
|         | Yannick Veilleux      | 1       | 50  | 5  | 3  | 8   | 64    |
|         | Alex Hutchings        | 1       | 51  | 5  | 3  | 8   | 31    |
|         | Barry Cullen          | 1       | 7   | 4  | 4  | 8   | 6     |
|         | Al Conroy             | 1       | 13  | 4  | 4  | 8   | 40    |
|         | Eric Strobel          | 1       | 13  | 4  | 4  | 8   | 4     |
|         | Alex Guptill          | 1       | 20  | 3  | 5  | 8   | 28    |
|         | Ladislav Karabin      | 1       | 21  | 3  | 5  | 8   | 18    |
|         | Vaclav Karabacek      | 2       | 24  | 3  | 5  | 8   | 4     |
|         | Adam Krause           | 1       | 46  | 3  | 5  | 8   | 12    |
|         | Jordan Samuels-Thomas | 1       | 63  | 3  | 5  | 8   | 70    |
|         | Rich Goodfellow       | 1       | 20  | 2  | 6  | 8   | 25    |
|         | Bob Westerby          | 1       | 40  | 2  | 6  | 8   | 155   |
|         | Bo Elik               | 1       | 14  | 1  | 7  | 8   | 28    |
|         | Shawn Szydlowski      | 1       | 60  | 0  | 8  | 8   | 25    |
| 465.    | Hector Lalonde        | 1       | 13  | 5  | 2  | 7   | 17    |
|         | Jay Mazur             | 1       | 16  | 5  | 2  | 7   | 16    |
|         | Steve Junker          | 1       | 29  | 5  | 2  | 7   | 31    |
|         | Peter Vandermeer      | 2       | 32  | 5  | 2  | 7   | 156   |
|         | Real Cloutier         | 1       | 11  | 4  | 3  | 7   | 0     |
|         | John Harrington       | 1       | 12  | 4  | 3  | 7   | 8     |
|         | Justin Danforth       | 2       | 20  | 4  | 3  | 7   | 16    |
|         | Justin Kea            | 4       | 71  | 4  | 3  | 7   | 127   |
|         | Ed Shack              | 1       | 8   | 3  | 4  | 7   | 12    |
|         | Norm Johnson          | 1       | 14  | 3  | 4  | 7   | 8     |
|         | Kevin Colley          | 1       | 25  | 3  | 4  | 7   | 70    |
|         | Gerry Goyer           | 1       | 5   | 2  | 5  | 7   | 2     |
|         | Colin Jacobs          | 3       | 46  | 2  | 5  | 7   | 48    |
|         | Alain Cote            | 1       | 23  | 1  | 6  | 7   | 14    |



# HISTORY ALL-TIME FORWARDS



## ALL-TIME FORWARDS

| RANKING          | FORWARDS          | SEASONS             | GP        | G         | A        | PTS      | PIM       |          |
|------------------|-------------------|---------------------|-----------|-----------|----------|----------|-----------|----------|
| 479.             | Al Secord         | 1                   | 4         | 4         | 2        | 6        | 50        |          |
|                  | Mike Kaszycki     | 1                   | 6         | 4         | 2        | 6        | 2         |          |
|                  | Michael Nylander  | 1                   | 7         | 4         | 2        | 6        | 2         |          |
|                  | Jimmy Bonneau     | 1                   | 57        | 4         | 2        | 6        | 187       |          |
|                  | Pat Hughes        | 1                   | 10        | 3         | 3        | 6        | 7         |          |
|                  | Gregory Campbell  | 1                   | 11        | 3         | 3        | 6        | 30        |          |
|                  | Ryan Del Monte    | 1                   | 24        | 3         | 3        | 6        | 29        |          |
|                  | Morris Titanic    | 1                   | 25        | 3         | 3        | 6        | 6         |          |
|                  | Gerry James       | 1                   | 15        | 2         | 4        | 6        | 46        |          |
|                  | Jeff Hutchins     | 2                   | 25        | 2         | 4        | 6        | 72        |          |
|                  | Jeff Eatough      | 1                   | 24        | 1         | 5        | 6        | 5         |          |
|                  | 490.              | Ron Howell          | 1         | 22        | 4        | 1        | 5         | 2        |
|                  |                   | Ron Chipperfield    | 1         | 6         | 3        | 2        | 5         | 6        |
|                  |                   | <b>Pascal Aquin</b> | <b>2</b>  | <b>17</b> | <b>3</b> | <b>2</b> | <b>5</b>  | <b>9</b> |
|                  |                   | Pete Gardner        | 1         | 18        | 3        | 2        | 5         | 19       |
|                  |                   | Craig Brunel        | 1         | 37        | 3        | 2        | 5         | 96       |
|                  |                   | Tommy Goebel        | 1         | 5         | 2        | 3        | 5         | 0        |
|                  |                   | Matt Ruchty         | 1         | 6         | 2        | 3        | 5         | 23       |
|                  |                   | Alex Tidley         | 1         | 9         | 2        | 3        | 5         | 6        |
| Mike Aviani      |                   | 1                   | 13        | 2         | 3        | 5        | 9         |          |
| Andy Ristau      |                   | 2                   | 61        | 2         | 3        | 5        | 283       |          |
| 500.             |                   | Jayden Hart         | 1         | 11        | 4        | 0        | 4         | 7        |
|                  |                   | Jack Nevins         | 2         | 72        | 4        | 0        | 4         | 111      |
|                  |                   | Akim Aliu           | 1         | 10        | 3        | 1        | 4         | 51       |
|                  |                   | Mike Anderson       | 1         | 25        | 3        | 1        | 4         | 2        |
|                  |                   | John Wilson         | 1         | 2         | 2        | 2        | 4         | 0        |
|                  |                   | Danny Johnson       | 1         | 7         | 2        | 2        | 4         | 4        |
|                  |                   | Ernie Hartlieb      | 1         | 9         | 2        | 2        | 4         | 0        |
|                  |                   | Don Smith           | 1         | 11        | 2        | 2        | 4         | 21       |
|                  |                   | Marty Clapton       | 1         | 12        | 2        | 2        | 4         | 4        |
|                  | Maxime Gratchev   | 1                   | 13        | 2         | 2        | 4        | 6         |          |
|                  | Justin Mercier    | 1                   | 16        | 2         | 2        | 4        | 8         |          |
|                  | Chris Clackson    | 2                   | 18        | 2         | 2        | 4        | 47        |          |
|                  | Sam Paolini       | 3                   | 23        | 2         | 2        | 4        | 33        |          |
|                  | Bob Craig         | 1                   | 25        | 2         | 2        | 4        | 17        |          |
|                  | <b>Brady Vail</b> | <b>2</b>            | <b>26</b> | <b>2</b>  | <b>2</b> | <b>4</b> | <b>10</b> |          |
|                  | Eric Boulton      | 1                   | 76        | 2         | 2        | 4        | 276       |          |
|                  | Bob Miller        | 1                   | 3         | 1         | 3        | 4        | 7         |          |
|                  | Kimbi Daniels     | 1                   | 6         | 1         | 3        | 4        | 2         |          |
|                  | Garry Unger       | 2                   | 6         | 1         | 3        | 4        | 6         |          |
|                  | Dunc McDonald     | 3                   | 7         | 1         | 3        | 4        | 0         |          |
|                  | Lowell MacDonald  | 4                   | 8         | 1         | 3        | 4        | 0         |          |
|                  | Michael Pelech    | 1                   | 10        | 1         | 3        | 4        | 21        |          |
|                  | Mike Barrie       | 1                   | 16        | 1         | 3        | 4        | 40        |          |
|                  | Rick Hampton      | 1                   | 21        | 1         | 3        | 4        | 7         |          |
|                  | Bob Thompson      | 1                   | 44        | 1         | 3        | 4        | 10        |          |
|                  | 525.              | Doug Caines         | 1         | 7         | 3        | 0        | 3         | 2        |
|                  |                   | Anthony Luciani     | 1         | 3         | 2        | 1        | 3         | 2        |
|                  |                   | Michael Dubuc       | 1         | 5         | 2        | 1        | 3         | 0        |
|                  |                   | Bob Bodak           | 1         | 12        | 2        | 1        | 3         | 6        |
| Alex Kile        |                   | 2                   | 12        | 2         | 1        | 3        | 0         |          |
| Glen Cressman    |                   | 1                   | 14        | 2         | 1        | 3        | 4         |          |
| Mark Dutiaume    |                   | 4                   | 21        | 2         | 1        | 3        | 4         |          |
| Igor Gongalsky   |                   | 1                   | 37        | 2         | 1        | 3        | 78        |          |
| Mitch Molloy     |                   | 2                   | 39        | 2         | 1        | 3        | 170       |          |
| Rostislav Olesz  |                   | 1                   | 4         | 1         | 2        | 3        | 4         |          |
| Nick Deslauriers |                   | 1                   | 5         | 1         | 2        | 3        | 9         |          |
| Ron Krulicki     |                   | 1                   | 6         | 1         | 2        | 3        | 0         |          |
| Gary Marsh       |                   | 1                   | 7         | 1         | 2        | 3        | 4         |          |
| Mauri Eivola     |                   | 1                   | 10        | 1         | 2        | 3        | 4         |          |



# HISTORY ALL-TIME FORWARDS



## ALL-TIME FORWARDS

| RANKING | FORWARDS              | SEASONS  | GP        | G        | A        | PTS      | PIM       |
|---------|-----------------------|----------|-----------|----------|----------|----------|-----------|
|         | Yannick Tifu          | 1        | 15        | 1        | 2        | 3        | 15        |
|         | Lee Jelenic           | 1        | 17        | 1        | 2        | 3        | 11        |
|         | Dave Seitz            | 2        | 17        | 1        | 2        | 3        | 4         |
|         | Bates Battaglia       | 1        | 20        | 1        | 2        | 3        | 12        |
|         | Ryan Shmyr            | 1        | 34        | 1        | 2        | 3        | 170       |
|         | Sam Reinhart          | 1        | 3         | 0        | 3        | 3        | 0         |
|         | Jarret Lukin          | 1        | 6         | 0        | 3        | 3        | 0         |
| 546.    | David Marshall        | 1        | 9         | 2        | 0        | 2        | 6         |
|         | Mike Hedden           | 1        | 2         | 1        | 1        | 2        | 15        |
|         | Ross Carlson          | 1        | 3         | 1        | 1        | 2        | 0         |
|         | Gilles Tremblay       | 1        | 3         | 1        | 1        | 2        | 2         |
|         | Gus Brossard          | 1        | 5         | 1        | 1        | 2        | 2         |
|         | Scott Reynolds        | 1        | 6         | 1        | 1        | 2        | 2         |
|         | Del Topoll            | 1        | 6         | 1        | 1        | 2        | 2         |
|         | Stan Johnathan        | 2        | 8         | 1        | 1        | 2        | 7         |
|         | Mike Lay              | 1        | 10        | 1        | 1        | 2        | 6         |
|         | Judd Blackwater       | 1        | 12        | 1        | 1        | 2        | 0         |
|         | Joe Ritson            | 1        | 17        | 1        | 1        | 2        | 29        |
|         | Dustin Johner         | 2        | 18        | 1        | 1        | 2        | 8         |
|         | Duke Asmundson        | 1        | 19        | 1        | 1        | 2        | 4         |
|         | <b>Jarrett Burton</b> | <b>1</b> | <b>39</b> | <b>1</b> | <b>1</b> | <b>2</b> | <b>23</b> |
|         | Adam Taylor           | 2        | 56        | 1        | 1        | 2        | 27        |
|         | John Lilley           | 1        | 1         | 0        | 2        | 2        | 15        |
|         | Larry Floyd           | 1        | 1         | 0        | 2        | 2        | 0         |
|         | Kyle Rank             | 1        | 2         | 0        | 2        | 2        | 0         |
|         | Ben Gordon            | 1        | 6         | 0        | 2        | 2        | 2         |
|         | Daniel Tkaczuk        | 1        | 7         | 0        | 2        | 2        | 4         |
|         | John-Scott Dickson    | 1        | 9         | 0        | 2        | 2        | 0         |
|         | Matthew Lane          | 1        | 15        | 0        | 2        | 2        | 2         |
|         | Kevin McClelland      | 1        | 22        | 0        | 2        | 2        | 93        |
|         | Matt Garbowsky        | 2        | 24        | 0        | 2        | 2        | 0         |
|         | Riley Boychuk         | 1        | 26        | 0        | 2        | 2        | 18        |
| 572.    | Steve MacIntyre       | 1        | 34        | 0        | 2        | 2        | 86        |
|         | Brian Gionta          | 1        | 1         | 1        | 0        | 1        | 0         |
|         | Daniel Lacroix        | 1        | 2         | 1        | 0        | 1        | 18        |
|         | Cory Conacher         | 1        | 2         | 1        | 0        | 1        | 2         |
|         | Andy Pritchard        | 1        | 2         | 1        | 0        | 1        | 0         |
|         | Wally Sprange         | 1        | 2         | 1        | 0        | 1        | 0         |
|         | Matt Tassone          | 1        | 3         | 1        | 0        | 1        | 7         |
|         | Chris Palmer          | 1        | 3         | 1        | 0        | 1        | 4         |
|         | Stu Wilson            | 1        | 3         | 1        | 0        | 1        | 0         |
|         | Kelly Sorensen        | 1        | 4         | 1        | 0        | 1        | 4         |
|         | Mike Iggulden         | 1        | 6         | 1        | 0        | 1        | 7         |
|         | Giorgio Estephan      | 1        | 6         | 1        | 0        | 1        | 0         |
|         | Cory Banika           | 1        | 7         | 1        | 0        | 1        | 12        |
|         | Aaron Bekdickson      | 1        | 7         | 1        | 0        | 1        | 12        |
|         | Brandon MacLean       | 1        | 7         | 1        | 0        | 1        | 4         |
|         | Judd Peterson         | 2        | 7         | 1        | 0        | 1        | 4         |
|         | Chris Bright          | 1        | 9         | 1        | 0        | 1        | 6         |
|         | Chaz Johnson          | 2        | 9         | 1        | 0        | 1        | 13        |
|         | Richie Walcott        | 1        | 17        | 1        | 0        | 1        | 66        |
|         | Ryan Mougenel         | 1        | 20        | 1        | 0        | 1        | 2         |
|         | Torrie Robertson      | 1        | 1         | 0        | 1        | 1        | 0         |
|         | Mathieu Roy           | 1        | 1         | 0        | 1        | 1        | 0         |
|         | Dan Bylsma            | 1        | 2         | 0        | 1        | 1        | 0         |
|         | Ken Magowan           | 1        | 2         | 0        | 1        | 1        | 0         |
|         | Alain Harvey          | 1        | 5         | 0        | 1        | 1        | 0         |
|         | Dominic Noel          | 1        | 5         | 0        | 1        | 1        | 4         |
|         | Randy Burrridge       | 1        | 6         | 0        | 1        | 1        | 19        |
|         | David Jarram          | 1        | 6         | 0        | 1        | 1        | 38        |





# HISTORY ALL-TIME FORWARDS



## ALL-TIME FORWARDS

| RANKING | FORWARDS              | SEASONS  | GP       | G        | A        | PTS      | PIM      |
|---------|-----------------------|----------|----------|----------|----------|----------|----------|
|         | Justin Aikins         | 1        | 8        | 0        | 1        | 1        | 8        |
|         | Neil Clark            | 1        | 8        | 0        | 1        | 1        | 17       |
|         | Jacques Mailhot       | 1        | 15       | 0        | 1        | 1        | 52       |
|         | Bob Norman            | 1        | 17       | 0        | 1        | 1        | 2        |
|         | Serge Roberge         | 1        | 32       | 0        | 1        | 1        | 42       |
| 604.    | Ken Soble             | 1        | 1        | 0        | 0        | 0        | 15       |
|         | Paul Barrett          | 1        | 1        | 0        | 0        | 0        | 2        |
|         | Ted Baylis            | 1        | 1        | 0        | 0        | 0        | 2        |
|         | Graeme Bonar          | 1        | 1        | 0        | 0        | 0        | 2        |
|         | Bob Dillabough        | 1        | 1        | 0        | 0        | 0        | 2        |
|         | Brent Imlach          | 1        | 1        | 0        | 0        | 0        | 2        |
|         | John Annable          | 1        | 1        | 0        | 0        | 0        | 0        |
|         | Pierre Aubry          | 1        | 1        | 0        | 0        | 0        | 0        |
|         | Kevin Baker           | 1        | 1        | 0        | 0        | 0        | 0        |
|         | Hunter Bishop         | 1        | 1        | 0        | 0        | 0        | 0        |
|         | Bob Blood             | 1        | 1        | 0        | 0        | 0        | 0        |
|         | Scott Campbell        | 1        | 1        | 0        | 0        | 0        | 0        |
|         | Dominic Chiasson      | 1        | 1        | 0        | 0        | 0        | 0        |
|         | Jim Cowell            | 1        | 1        | 0        | 0        | 0        | 0        |
|         | Richard David         | 1        | 1        | 0        | 0        | 0        | 0        |
|         | Dion Del Monte        | 1        | 1        | 0        | 0        | 0        | 0        |
|         | Rick Dorman           | 1        | 1        | 0        | 0        | 0        | 0        |
|         | Barret Ehgoetz        | 1        | 1        | 0        | 0        | 0        | 0        |
|         | Bill Flett            | 1        | 1        | 0        | 0        | 0        | 0        |
|         | Germain Gagnon        | 1        | 1        | 0        | 0        | 0        | 0        |
|         | Claude Goulet         | 1        | 1        | 0        | 0        | 0        | 0        |
|         | Alex Kuzminski        | 1        | 1        | 0        | 0        | 0        | 0        |
|         | Dominic Maltais       | 1        | 1        | 0        | 0        | 0        | 0        |
|         | Gerry Meehan          | 1        | 1        | 0        | 0        | 0        | 0        |
|         | Bill Smith            | 1        | 1        | 0        | 0        | 0        | 0        |
|         | Bill Sutherland       | 1        | 1        | 0        | 0        | 0        | 0        |
|         | Marc Tardif           | 1        | 1        | 0        | 0        | 0        | 0        |
|         | Peter Trovato         | 1        | 1        | 0        | 0        | 0        | 0        |
|         | Chris Wheaton         | 1        | 1        | 0        | 0        | 0        | 0        |
|         | Dustin Whitecotton    | 1        | 1        | 0        | 0        | 0        | 0        |
|         | Mathieu Beaudoin      | 1        | 1        | 0        | 0        | 0        | 0        |
|         | Pierre-Luc Faubert    | 1        | 1        | 0        | 0        | 0        | 0        |
|         | <b>Shaw Boomhower</b> | <b>1</b> | <b>2</b> | <b>0</b> | <b>0</b> | <b>0</b> | <b>7</b> |
|         | Davis Payne           | 1        | 2        | 0        | 0        | 0        | 5        |
|         | Floyd Curry           | 1        | 2        | 0        | 0        | 0        | 4        |
|         | Jamey Hicks           | 1        | 2        | 0        | 0        | 0        | 4        |
|         | Nick Parillo          | 1        | 2        | 0        | 0        | 0        | 4        |
|         | Bill Best             | 1        | 2        | 0        | 0        | 0        | 2        |
|         | Troy Crema            | 1        | 2        | 0        | 0        | 0        | 2        |
|         | Tyson Fawcett         | 1        | 2        | 0        | 0        | 0        | 2        |
|         | Ron Hansis            | 1        | 2        | 0        | 0        | 0        | 2        |
|         | Rollie Wilcox         | 1        | 2        | 0        | 0        | 0        | 2        |
|         | Ralph Backstrom       | 1        | 2        | 0        | 0        | 0        | 0        |
|         | Kevin Coughlin        | 1        | 2        | 0        | 0        | 0        | 0        |
|         | Joe Fidler            | 1        | 2        | 0        | 0        | 0        | 0        |
|         | Vasily Glotov         | 2        | 2        | 0        | 0        | 0        | 0        |
|         | Don Hall              | 1        | 2        | 0        | 0        | 0        | 0        |
|         | Nick Harbaruk         | 1        | 2        | 0        | 0        | 0        | 0        |
|         | Scott Kirton          | 1        | 2        | 0        | 0        | 0        | 0        |
|         | Jonathan Lehun        | 1        | 2        | 0        | 0        | 0        | 0        |
|         | Kyle Ostrow           | 1        | 2        | 0        | 0        | 0        | 0        |
|         | Andre Payette         | 1        | 2        | 0        | 0        | 0        | 0        |
|         | Bobby Rousseau        | 1        | 2        | 0        | 0        | 0        | 0        |
|         | Kahlil Thomas         | 1        | 2        | 0        | 0        | 0        | 0        |
|         | Dave Westner          | 1        | 2        | 0        | 0        | 0        | 0        |



# HISTORY ALL-TIME FORWARDS



## ALL-TIME FORWARDS

| RANKING | FORWARDS          | SEASONS | GP | G | A | PTS | PIM |
|---------|-------------------|---------|----|---|---|-----|-----|
|         | John Young        | 1       | 2  | 0 | 0 | 0   | 0   |
|         | Colt King         | 1       | 2  | 0 | 0 | 0   | 0   |
|         | Barret Ehgoetz    | 1       | 2  | 0 | 0 | 0   | 0   |
|         | Andrew Lord       | 1       | 3  | 0 | 0 | 0   | 17  |
|         | Steve Walker      | 1       | 3  | 0 | 0 | 0   | 17  |
|         | Brad Williamson   | 1       | 3  | 0 | 0 | 0   | 6   |
|         | Chris Grenville   | 1       | 3  | 0 | 0 | 0   | 2   |
|         | Steve Hildenbrand | 1       | 3  | 0 | 0 | 0   | 2   |
|         | Cason Hohmann     | 1       | 3  | 0 | 0 | 0   | 2   |
|         | Rob Mierklans     | 1       | 3  | 0 | 0 | 0   | 2   |
|         | Bob Murphy        | 1       | 3  | 0 | 0 | 0   | 2   |
|         | David Poile       | 1       | 3  | 0 | 0 | 0   | 2   |
|         | Tom Buckley       | 1       | 3  | 0 | 0 | 0   | 0   |
|         | Adam Calder       | 1       | 3  | 0 | 0 | 0   | 0   |
|         | Jordan Fox        | 1       | 3  | 0 | 0 | 0   | 0   |
|         | Alexandre Goulet  | 1       | 3  | 0 | 0 | 0   | 0   |
|         | Ben Gustavson     | 1       | 3  | 0 | 0 | 0   | 0   |
|         | Milt Hohol        | 1       | 3  | 0 | 0 | 0   | 0   |
|         | Cam MacGregor     | 1       | 3  | 0 | 0 | 0   | 0   |
|         | Eric Schneider    | 1       | 3  | 0 | 0 | 0   | 0   |
|         | Cam Brown         | 1       | 4  | 0 | 0 | 0   | 26  |
|         | Brian McCarthy    | 1       | 4  | 0 | 0 | 0   | 5   |
|         | Kris Cantu        | 1       | 4  | 0 | 0 | 0   | 0   |
|         | Neil Clark        | 1       | 4  | 0 | 0 | 0   | 0   |
|         | Chad Remackel     | 1       | 4  | 0 | 0 | 0   | 0   |
|         | Fraser Robertson  | 1       | 4  | 0 | 0 | 0   | 0   |
|         | Bob Fleming       | 1       | 5  | 0 | 0 | 0   | 29  |
|         | Bobby Robbins     | 1       | 5  | 0 | 0 | 0   | 13  |
|         | Frank Littlejohn  | 1       | 5  | 0 | 0 | 0   | 10  |
|         | Christian Lalonde | 1       | 5  | 0 | 0 | 0   | 6   |
|         | Kyle Bailey       | 1       | 5  | 0 | 0 | 0   | 4   |
|         | Kelly Perrault    | 1       | 5  | 0 | 0 | 0   | 2   |
|         | Adam Calder       | 2       | 5  | 0 | 0 | 0   | 2   |
|         | Ryan Bennett      | 1       | 6  | 0 | 0 | 0   | 7   |
|         | Mike Kinnie       | 1       | 6  | 0 | 0 | 0   | 0   |
|         | Johnny McGuire    | 1       | 7  | 0 | 0 | 0   | 40  |
|         | Tom Reilly        | 1       | 7  | 0 | 0 | 0   | 2   |
|         | Brett Parnham     | 1       | 7  | 0 | 0 | 0   | 0   |
|         | Rob Bordson       | 1       | 8  | 0 | 0 | 0   | 2   |
|         | Matt Pierce       | 1       | 8  | 0 | 0 | 0   | 0   |
|         | Tom Serviss       | 1       | 9  | 0 | 0 | 0   | 2   |
|         | Mike Zanutto      | 1       | 9  | 0 | 0 | 0   | 0   |
|         | Daniel Bienvenue  | 1       | 10 | 0 | 0 | 0   | 17  |
|         | Bill Sweeney      | 1       | 10 | 0 | 0 | 0   | 2   |
|         | Carlin Nordstrom  | 1       | 11 | 0 | 0 | 0   | 29  |
|         | Myles Powell      | 1       | 11 | 0 | 0 | 0   | 0   |
|         | Brent Gogol       | 1       | 17 | 0 | 0 | 0   | 78  |
|         | Joel Irving       | 2       | 18 | 0 | 0 | 0   | 22  |
|         | Riley Emmerson    | 1       | 42 | 0 | 0 | 0   | 107 |

*Red Bold indicates played for the Amerks last season.*



# HISTORY ALL-TIME DEFENSEMEN



## ALL-TIME DEFENSEMEN

| RANKING | DEFENSEMEN            | SEASONS  | GP         | G         | A         | PTS        | PIM        |
|---------|-----------------------|----------|------------|-----------|-----------|------------|------------|
| 1.      | Don McSween           | 5        | 348        | 45        | 170       | 215        | 313        |
| 2.      | Rick Pagnutti         | 4        | 278        | 45        | 149       | 194        | 226        |
| 3.      | Darryl Sly            | 11       | 516        | 51        | 132       | 183        | 370        |
| 4.      | Rod Graham            | 5        | 347        | 50        | 119       | 169        | 384        |
| 5.      | Jim Wiemer            | 5        | 218        | 48        | 119       | 167        | 209        |
|         | Mike Hurlbut          | 5        | 288        | 44        | 123       | 167        | 259        |
| 7.      | Steve Kraftcheck      | 4        | 268        | 11        | 155       | 166        | 160        |
| 8.      | Richie Dunn           | 5        | 276        | 41        | 120       | 161        | 226        |
| 9.      | Ray Maluta            | 5        | 314        | 25        | 125       | 150        | 608        |
| 10.     | Duane Rupp            | 6        | 253        | 23        | 117       | 140        | 250        |
| 11.     | Ken Block             | 5        | 280        | 23        | 113       | 136        | 168        |
| 12.     | <b>Zach Redmond</b>   | <b>3</b> | <b>183</b> | <b>41</b> | <b>86</b> | <b>127</b> | <b>96</b>  |
| 13.     | Larry Hillman         | 6        | 169        | 14        | 108       | 122        | 212        |
| 14.     | Don Cherry            | 7        | 390        | 34        | 84        | 118        | 386        |
|         | Terry Hollinger       | 2        | 135        | 17        | 101       | 118        | 125        |
| 16.     | Daniel Naud           | 2        | 150        | 21        | 96        | 117        | 63         |
| 17.     | Greg Brown            | 3        | 148        | 25        | 85        | 110        | 87         |
|         | Doug Houda            | 5        | 284        | 23        | 87        | 110        | 683        |
| 19.     | Clay Wilson           | 2        | 141        | 26        | 82        | 108        | 66         |
| 20.     | Sergei Klimentiev     | 4        | 211        | 25        | 79        | 104        | 264        |
|         | Dave Fenyves          | 6        | 358        | 20        | 84        | 104        | 379        |
| 22.     | Chris Snell           | 2        | 142        | 19        | 84        | 103        | 149        |
| 23.     | David Cullen          | 3        | 186        | 19        | 82        | 101        | 123        |
|         | Al Arbour             | 5        | 324        | 15        | 86        | 101        | 381        |
| 25.     | <b>Nathan Paetsch</b> | <b>7</b> | <b>258</b> | <b>23</b> | <b>77</b> | <b>100</b> | <b>311</b> |
|         | Dean Melanson         | 6        | 353        | 22        | 78        | 100        | 852        |
|         | Bill Houlder          | 2        | 111        | 21        | 79        | 100        | 44         |
| 28.     | Brayden McNabb        | 3        | 145        | 17        | 78        | 95         | 126        |
|         | Brian Campbell        | 3        | 177        | 11        | 84        | 95         | 59         |
| 30.     | Bob Hess              | 2        | 92         | 23        | 71        | 94         | 105        |
| 31.     | Jim McKenney          | 4        | 113        | 32        | 60        | 92         | 65         |
| 32.     | Doug Janik            | 5        | 376        | 18        | 73        | 91         | 686        |
| 33.     | Chad Ruhwedel         | 3        | 178        | 24        | 66        | 90         | 70         |
| 34.     | Ron Fischer           | 4        | 185        | 18        | 71        | 89         | 272        |
| 35.     | Dick Mattiussi        | 3        | 209        | 17        | 69        | 86         | 299        |
| 36.     | Mark Renaud           | 2        | 144        | 17        | 67        | 84         | 104        |
| 37.     | Claude Labrosse       | 6        | 275        | 15        | 67        | 82         | 131        |
| 38.     | Philippe Boucher      | 3        | 79         | 28        | 52        | 80         | 85         |
| 39.     | Daryl Drader          | 4        | 195        | 26        | 52        | 78         | 110        |
| 40.     | Jim Walsh             | 3        | 179        | 17        | 60        | 77         | 420        |
|         | Brandon Smith         | 3        | 177        | 16        | 61        | 77         | 125        |
| 42.     | Kent Douglas          | 3        | 102        | 22        | 53        | 75         | 189        |
| 43.     | Jason Holland         | 4        | 200        | 11        | 63        | 74         | 115        |
| 44.     | Steve Dykstra         | 4        | 210        | 14        | 59        | 73         | 464        |
| 45.     | Al Sims               | 4        | 133        | 20        | 52        | 72         | 70         |
| 46.     | Doug Halward          | 3        | 150        | 18        | 53        | 71         | 96         |
|         | Jim Hofford           | 6        | 319        | 10        | 61        | 71         | 1,212      |
|         | Mark Ferner           | 4        | 241        | 3         | 68        | 71         | 506        |
| 49.     | Kari Suoraniemi       | 3        | 137        | 12        | 58        | 70         | 98         |
| 50.     | David Cooper          | 3        | 156        | 21        | 47        | 68         | 209        |
| 51.     | TJ Brennan            | 2        | 88         | 30        | 35        | 65         | 96         |
|         | Dale DeGray           | 2        | 114        | 15        | 50        | 65         | 239        |
|         | Shawn Anderson        | 4        | 107        | 14        | 51        | 65         | 95         |
| 54.     | Shayne Wright         | 3        | 200        | 9         | 55        | 64         | 345        |
| 55.     | Al MacNeil            | 4        | 185        | 11        | 51        | 62         | 289        |
| 56.     | Jeff Jillson          | 2        | 151        | 22        | 37        | 59         | 140        |
|         | John Bednarski        | 2        | 148        | 17        | 42        | 59         | 361        |
|         | Nick Crawford         | 3        | 186        | 16        | 43        | 59         | 72         |
|         | Brendan Guhle         | 4        | 112        | 15        | 44        | 59         | 62         |
| 60.     | Jerome Leduc          | 3        | 229        | 19        | 39        | 58         | 117        |



# HISTORY ALL-TIME DEFENSEMEN



## ALL-TIME DEFENSEMEN

| RANKING | DEFENSEMEN            | SEASONS  | GP         | G         | A         | PTS       | PIM       |
|---------|-----------------------|----------|------------|-----------|-----------|-----------|-----------|
| 61.     | Jordan Henry          | 4        | 195        | 20        | 35        | 55        | 290       |
|         | Dirk Rueter           | 3        | 203        | 6         | 49        | 55        | 271       |
| 63.     | Mike Kostka           | 2        | 81         | 16        | 38        | 54        | 48        |
|         | Jason Garrison        | 2        | 113        | 11        | 43        | 54        | 101       |
|         | Darryl Edestrand      | 4        | 131        | 11        | 43        | 54        | 104       |
|         | Dean Turner           | 1        | 75         | 8         | 46        | 54        | 155       |
| 67.     | Howie Young           | 2        | 124        | 24        | 27        | 51        | 245       |
|         | Graeme Nicolson       | 1        | 80         | 16        | 35        | 51        | 112       |
| 69.     | Rory Fitzpatrick      | 5        | 211        | 14        | 36        | 50        | 240       |
|         | Ken Sutton            | 2        | 119        | 12        | 38        | 50        | 148       |
|         | Dave Baseggio         | 3        | 105        | 11        | 39        | 50        | 87        |
| 72.     | <b>Lawrence Pilut</b> | <b>2</b> | <b>67</b>  | <b>10</b> | <b>39</b> | <b>49</b> | <b>34</b> |
| 73.     | Alex Biega            | 2        | 137        | 10        | 38        | 48        | 106       |
|         | Mark Pysyk            | 4        | 145        | 8         | 40        | 48        | 82        |
|         | Al Simmons            | 2        | 73         | 7         | 41        | 48        | 73        |
| 76.     | Bill Stewart          | 2        | 69         | 13        | 34        | 47        | 201       |
|         | Keaton Ellerby        | 3        | 150        | 11        | 36        | 47        | 86        |
| 78.     | Sean O'Donnell        | 3        | 211        | 9         | 37        | 46        | 638       |
|         | Harry Shaw            | 3        | 179        | 5         | 41        | 46        | 261       |
| 80.     | Doug Dunville         | 4        | 126        | 14        | 31        | 45        | 104       |
|         | <b>Casey Nelson</b>   | <b>5</b> | <b>151</b> | <b>13</b> | <b>32</b> | <b>45</b> | <b>54</b> |
| 82.     | Colby Robak           | 2        | 149        | 12        | 32        | 44        | 72        |
|         | Taylor Fedun          | 3        | 83         | 8         | 36        | 44        | 63        |
| 84.     | Timo Jutila           | 1        | 56         | 13        | 30        | 43        | 29        |
|         | Rumun Ndur            | 3        | 191        | 8         | 35        | 43        | 795       |
|         | Marc Reaume           | 5        | 89         | 8         | 34        | 42        | 50        |
| 87.     | Bob Malcolm           | 6        | 166        | 9         | 32        | 41        | 164       |
| 88.     | Al Langlois           | 2        | 115        | 5         | 35        | 40        | 152       |
|         | Heikki Leime          | 4        | 136        | 4         | 36        | 40        | 83        |
| 90.     | Steve Smith           | 4        | 130        | 8         | 31        | 39        | 260       |
|         | Mike Forbes           | 2        | 107        | 7         | 32        | 39        | 162       |
| 92.     | Jayson Meyer          | 2        | 79         | 7         | 30        | 37        | 86        |
|         | Keith Carney          | 2        | 65         | 6         | 31        | 37        | 34        |
|         | Joe Reekie            | 3        | 120        | 4         | 33        | 37        | 286       |
| 95.     | Bill White            | 3        | 115        | 6         | 30        | 36        | 95        |
|         | Andrej Sekera         | 2        | 94         | 5         | 31        | 36        | 50        |
|         | Bob Halkidis          | 4        | 108        | 4         | 32        | 36        | 328       |
| 98.     | Wayne Ramsey          | 1        | 68         | 6         | 29        | 35        | 58        |
|         | Mike Milbury          | 2        | 143        | 5         | 30        | 35        | 449       |
|         | Cory Sarich           | 2        | 92         | 3         | 32        | 35        | 126       |
| 101.    | Lindy Ruff            | 1        | 62         | 10        | 24        | 34        | 110       |
|         | Stuart Percy          | 1        | 67         | 7         | 27        | 34        | 34        |
|         | Mark Kryz             | 2        | 128        | 5         | 29        | 34        | 190       |
| 104.    | Brady Austin          | 3        | 210        | 7         | 26        | 33        | 127       |
|         | Mike Boland           | 2        | 85         | 4         | 29        | 33        | 186       |
| 106.    | Jean-Luc Grand-Pierre | 3        | 193        | 14        | 18        | 32        | 425       |
|         | Martin Lojek          | 3        | 156        | 13        | 19        | 32        | 200       |
|         | Peter Ratchuk         | 1        | 70         | 11        | 21        | 32        | 64        |
|         | James Gasseau         | 2        | 82         | 9         | 23        | 32        | 115       |
|         | Matt Tennyson         | 2        | 97         | 7         | 25        | 32        | 82        |
| 111.    | Bill Orr              | 2        | 65         | 10        | 21        | 31        | 86        |
|         | Matt Donovan          | 1        | 73         | 8         | 23        | 31        | 61        |
|         | Arnie Brown           | 2        | 74         | 4         | 27        | 31        | 145       |
| 114.    | Jack Brownschidle     | 1        | 74         | 8         | 22        | 30        | 13        |
|         | Roger Cote            | 3        | 127        | 5         | 25        | 30        | 349       |
|         | Michael Caruso        | 3        | 215        | 5         | 23        | 30        | 185       |
| 117.    | Mark Astley           | 1        | 46         | 5         | 24        | 29        | 49        |
|         | Jake McCabe           | 2        | 58         | 5         | 24        | 29        | 50        |
|         | Bob Armstrong         | 1        | 70         | 1         | 28        | 29        | 89        |
| 120.    | Reg Fleming           | 2        | 79         | 7         | 21        | 28        | 116       |



# HISTORY ALL-TIME DEFENSEMEN



## ALL-TIME DEFENSEMEN

| RANKING | DEFENSEMEN               | SEASONS | GP  | G | A  | PTS | PIM |
|---------|--------------------------|---------|-----|---|----|-----|-----|
| 121.    | <b>Jacob Bryson</b>      | 1       | 61  | 4 | 23 | 27  | 34  |
| 122.    | Todd Nelson              | 1       | 74  | 6 | 20 | 26  | 32  |
|         | <b>Andrew MacWilliam</b> | 3       | 161 | 5 | 21 | 26  | 217 |
|         | Joe Crozier              | 2       | 60  | 2 | 24 | 26  | 26  |
| 125.    | Craig Millar             | 1       | 64  | 7 | 18 | 25  | 65  |
|         | Benny Woit               | 2       | 99  | 6 | 19 | 25  | 94  |
|         | <b>Will Borgen</b>       | 3       | 140 | 4 | 21 | 25  | 132 |
|         | Franklin MacDonald       | 3       | 123 | 2 | 23 | 25  | 89  |
|         | Brad Miller              | 5       | 142 | 2 | 23 | 25  | 642 |
| 130.    | Tom Nemeth               | 2       | 67  | 4 | 20 | 24  | 38  |
|         | Noel Price               | 2       | 69  | 4 | 20 | 24  | 153 |
|         | Jim Hargraves            | 2       | 103 | 4 | 20 | 24  | 236 |
|         | Matt MacKenzie           | 4       | 161 | 4 | 20 | 24  | 243 |
|         | Wayne Morusyk            | 2       | 83  | 2 | 22 | 24  | 52  |
| 135.    | Peter Aston              | 3       | 126 | 5 | 18 | 23  | 63  |
|         | Mark Robinson            | 2       | 68  | 4 | 19 | 23  | 111 |
| 137.    | Steve Lingren            | 2       | 121 | 5 | 17 | 22  | 201 |
|         | Uwe Krupp                | 1       | 42  | 3 | 19 | 22  | 50  |
|         | Dmitri Kalinin           | 3       | 79  | 2 | 20 | 22  | 66  |
| 140.    | Kevin Bolibruck          | 2       | 119 | 5 | 16 | 21  | 83  |
| 141.    | Rasmus Ristolainen       | 1       | 34  | 6 | 14 | 20  | 22  |
|         | Radoslav Hecl            | 1       | 58  | 6 | 14 | 20  | 41  |
|         | Henrik Tallinder         | 1       | 73  | 6 | 14 | 20  | 26  |
|         | Mike Breen               | 2       | 121 | 5 | 15 | 20  | 485 |
|         | Warren Godfrey           | 1       | 67  | 3 | 17 | 20  | 70  |
| 146.    | Shawn Whitham            | 1       | 46  | 4 | 15 | 19  | 75  |
|         | Tom Williams             | 3       | 145 | 1 | 18 | 19  | 42  |
| 148.    | Bob Blackburn            | 1       | 64  | 7 | 11 | 18  | 72  |
|         | Drew Bagnall             | 2       | 92  | 3 | 15 | 18  | 150 |
|         | Jack Chipchase           | 4       | 79  | 2 | 16 | 18  | 111 |
| 151.    | Jeff Sirkka              | 1       | 59  | 6 | 11 | 17  | 132 |
|         | John Schella             | 1       | 33  | 3 | 14 | 17  | 118 |
|         | Taras Zytynsky           | 1       | 65  | 2 | 15 | 17  | 78  |
|         | Mike Funk                | 2       | 119 | 2 | 15 | 17  | 161 |
|         | Erik Burgdoerfer         | 1       | 52  | 1 | 16 | 17  | 44  |
| 156.    | Todd Copeland            | 1       | 77  | 4 | 12 | 16  | 152 |
|         | Jay McKee                | 3       | 24  | 3 | 13 | 16  | 30  |
|         | Tim Murray               | 1       | 26  | 3 | 13 | 16  | 18  |
|         | Dave Dunn                | 2       | 64  | 3 | 13 | 16  | 92  |
| 160.    | Mario Larocque           | 1       | 75  | 8 | 7  | 15  | 219 |
|         | Bobby Sanguinetti        | 1       | 40  | 7 | 8  | 15  | 22  |
|         | Francois Ouimet          | 1       | 40  | 4 | 11 | 15  | 56  |
|         | Shaone Morrisonn         | 1       | 65  | 4 | 11 | 15  | 44  |
|         | Drew Schiestel           | 2       | 78  | 3 | 12 | 15  | 28  |
|         | Bob Baun                 | 1       | 46  | 2 | 13 | 15  | 117 |
|         | Mike Donaldson           | 2       | 129 | 2 | 13 | 15  | 168 |
|         | Wayne Mosdell            | 2       | 102 | 1 | 14 | 15  | 115 |
| 168.    | Charlie Huddy            | 1       | 63  | 6 | 8  | 14  | 36  |
|         | Tim Gould                | 1       | 66  | 5 | 9  | 14  | 22  |
|         | Patrick Mullen           | 1       | 27  | 4 | 10 | 14  | 22  |
|         | Brad Knelson             | 1       | 48  | 4 | 10 | 14  | 72  |
|         | Rick Mrozik              | 1       | 72  | 4 | 10 | 14  | 47  |
|         | Paul Baier               | 2       | 74  | 3 | 11 | 14  | 85  |
|         | Mike Card                | 2       | 73  | 2 | 12 | 14  | 70  |
|         | Don Johns                | 1       | 42  | 1 | 13 | 14  | 32  |
|         | Mike Weber               | 1       | 59  | 1 | 13 | 14  | 178 |
| 177.    | <b>John Gilmour</b>      | 1       | 37  | 6 | 7  | 13  | 6   |
|         | Joe Callahan             | 1       | 48  | 4 | 9  | 13  | 12  |
| 179.    | Bruce Shoebottom         | 2       | 65  | 7 | 5  | 12  | 253 |
|         | Jean Gauthier            | 1       | 52  | 3 | 9  | 12  | 61  |
|         | Gaston Therrien          | 1       | 18  | 2 | 10 | 12  | 6   |



# HISTORY ALL-TIME DEFENSEMEN



## ALL-TIME DEFENSEMEN

| RANKING | DEFENSEMEN              | SEASONS  | GP        | G        | A        | PTS       | PIM       |
|---------|-------------------------|----------|-----------|----------|----------|-----------|-----------|
|         | Bjorn Johansson         | 1        | 26        | 2        | 10       | 12        | 20        |
|         | Jack Dougherty          | 1        | 56        | 2        | 10       | 12        | 32        |
|         | Tyson Strachan          | 1        | 61        | 1        | 11       | 12        | 36        |
| 185.    | Paul Popiel             | 1        | 12        | 7        | 4        | 11        | 10        |
|         | Matt Duffy              | 2        | 20        | 3        | 8        | 11        | 4         |
|         | <b>Casey Fitzgerald</b> | <b>2</b> | <b>39</b> | <b>3</b> | <b>8</b> | <b>11</b> | <b>30</b> |
|         | Chris Renaud            | 1        | 52        | 3        | 8        | 11        | 6         |
|         | Jim Turkiewicz          | 1        | 53        | 3        | 8        | 11        | 32        |
|         | <b>Brandon Hickey</b>   | <b>2</b> | <b>61</b> | <b>2</b> | <b>9</b> | <b>11</b> | <b>30</b> |
|         | Sylvain Dufresne        | 2        | 90        | 2        | 9        | 11        | 93        |
|         | Joe Finley              | 2        | 93        | 2        | 9        | 11        | 224       |
|         | Joe Zanussi             | 2        | 20        | 1        | 10       | 11        | 22        |
|         | Denis Tsygurov          | 1        | 24        | 1        | 10       | 11        | 10        |
| 196.    | Paul Traynor            | 2        | 108       | 1        | 10       | 11        | 70        |
|         | Brian Chapman           | 1        | 75        | 5        | 5        | 10        | 71        |
|         | Mark Suzor              | 1        | 24        | 4        | 6        | 10        | 16        |
|         | Alexei Tezikov          | 1        | 31        | 3        | 7        | 10        | 41        |
|         | Scott Ricci             | 2        | 79        | 3        | 7        | 10        | 26        |
|         | Vince Guidotti          | 1        | 20        | 2        | 8        | 10        | 8         |
|         | Chuck Luksa             | 1        | 33        | 2        | 8        | 10        | 33        |
|         | Derek Booth             | 1        | 45        | 2        | 8        | 10        | 82        |
|         | Kevin Haller            | 2        | 56        | 2        | 8        | 10        | 71        |
|         | Barry Trapp             | 2        | 77        | 1        | 9        | 10        | 55        |
| 206.    | Mike McMahon            | 1        | 9         | 0        | 10       | 10        | 4         |
|         | Peter McNamee           | 1        | 26        | 3        | 6        | 9         | 38        |
|         | Mac Bennett             | 1        | 46        | 3        | 6        | 9         | 15        |
|         | Paul Geiger             | 1        | 49        | 3        | 6        | 9         | 35        |
|         | Mat Bodie               | 1        | 17        | 2        | 7        | 9         | 8         |
|         | Noah Welch              | 2        | 18        | 2        | 7        | 9         | 31        |
|         | Adam Pardy              | 1        | 21        | 2        | 7        | 9         | 22        |
| 213.    | Mikko Lehtonen          | 1        | 21        | 1        | 8        | 9         | 10        |
|         | Greg Boddy              | 1        | 28        | 2        | 6        | 8         | 77        |
|         | Eric Germain            | 1        | 18        | 1        | 7        | 8         | 13        |
|         | Eric Lavigne            | 2        | 71        | 1        | 7        | 8         | 207       |
| 217.    | Timo Helbling           | 1        | 20        | 0        | 8        | 8         | 50        |
|         | Dennis Persson          | 1        | 39        | 3        | 4        | 7         | 10        |
|         | Alexander Sulzer        | 1        | 10        | 2        | 5        | 7         | 2         |
|         | Venci Sebek             | 2        | 44        | 2        | 5        | 7         | 27        |
|         | Tim Hoover              | 1        | 49        | 2        | 5        | 7         | 34        |
|         | Dan Focht               | 1        | 54        | 2        | 5        | 7         | 146       |
|         | Jerry Korab             | 2        | 7         | 1        | 6        | 7         | 8         |
|         | Keith Johnson           | 1        | 29        | 1        | 6        | 7         | 137       |
|         | Ryan Jorde              | 3        | 124       | 1        | 6        | 7         | 218       |
|         | Ari Vallin              | 1        | 24        | 0        | 7        | 7         | 20        |
| 226.    | Cory Murphy             | 1        | 5         | 2        | 4        | 6         | 2         |
|         | Mark Toffolo            | 2        | 68        | 2        | 4        | 6         | 366       |
|         | John de Gray            | 1        | 41        | 1        | 5        | 6         | 31        |
| 229.    | Ron Howell              | 1        | 22        | 4        | 1        | 5         | 2         |
|         | Arvin Atwal             | 2        | 17        | 2        | 3        | 5         | 28        |
|         | Ryan Brindley           | 2        | 24        | 2        | 3        | 5         | 28        |
|         | David DiVita            | 2        | 41        | 2        | 3        | 5         | 77        |
|         | Luc Theoret             | 1        | 25        | 1        | 4        | 5         | 17        |
|         | Barry Goers             | 1        | 12        | 0        | 5        | 5         | 8         |
|         | Mike Wilson             | 1        | 15        | 0        | 5        | 5         | 38        |
|         | Adam Comrie             | 1        | 44        | 0        | 5        | 5         | 18        |
|         | Murray Anderson         | 1        | 52        | 0        | 5        | 5         | 48        |
|         | Joe Rando               | 2        | 74        | 0        | 5        | 5         | 112       |
| 239.    | Andrei Iakovenko        | 1        | 16        | 2        | 2        | 4         | 20        |
|         | Todd Flichel            | 2        | 17        | 1        | 3        | 4         | 4         |



# HISTORY ALL-TIME DEFENSEMEN



## ALL-TIME DEFENSEMEN

| RANKING | DEFENSEMEN       | SEASONS | GP | G | A | PTS | PIM |
|---------|------------------|---------|----|---|---|-----|-----|
|         | Tim O'Connell    | 1       | 24 | 1 | 3 | 4   | 17  |
|         | Nick Tuzzolino   | 2       | 39 | 1 | 3 | 4   | 47  |
|         | Aaron Boh        | 1       | 12 | 0 | 4 | 4   | 10  |
|         | Michael Sdao     | 1       | 12 | 0 | 4 | 4   | 30  |
| 246.    | Corey Fienhage   | 2       | 23 | 0 | 4 | 4   | 20  |
|         | Pat Price        | 1       | 5  | 2 | 1 | 3   | 9   |
|         | Shane Kenny      | 2       | 24 | 2 | 1 | 3   | 25  |
|         | Brad Pascall     | 2       | 54 | 2 | 1 | 3   | 71  |
|         | Doug Butler      | 1       | 7  | 1 | 2 | 3   | 0   |
|         | Rick Lessard     | 1       | 8  | 1 | 2 | 3   | 2   |
|         | Bob Duncan       | 1       | 10 | 1 | 2 | 3   | 16  |
|         | Brian Bowles     | 1       | 16 | 1 | 2 | 3   | 4   |
|         | Conor Allen      | 1       | 17 | 1 | 2 | 3   | 8   |
|         | Matt Prapavessis | 2       | 35 | 1 | 2 | 3   | 14  |
|         | Bud MacPherson   | 1       | 7  | 0 | 3 | 3   | 12  |
|         | Kurt Gosselin    | 1       | 8  | 0 | 3 | 3   | 4   |
|         | Nick Bailen      | 1       | 9  | 0 | 3 | 3   | 0   |
|         | Les Auge         | 1       | 10 | 0 | 3 | 3   | 6   |
|         | Marc Dupuis      | 2       | 16 | 0 | 3 | 3   | 14  |
|         | Joey Mormina     | 1       | 20 | 0 | 3 | 3   | 36  |
|         | Jim Dorey        | 1       | 20 | 0 | 3 | 3   | 16  |
|         | Jason Mansoff    | 1       | 26 | 0 | 3 | 3   | 14  |
|         | Nick Petrecki    | 2       | 33 | 0 | 3 | 3   | 84  |
|         | Marc Busenburg   | 2       | 33 | 0 | 3 | 3   | 6   |
|         | Brian Curran     | 2       | 46 | 0 | 3 | 3   | 158 |
| 267.    | Luke Beaverson   | 3       | 50 | 0 | 3 | 3   | 56  |
|         | Scott Hotham     | 1       | 9  | 2 | 0 | 2   | 6   |
|         | Kevin Morrison   | 1       | 29 | 2 | 0 | 2   | 49  |
|         | Noel Price       | 1       | 1  | 1 | 1 | 2   | 0   |
|         | Evan Oberg       | 1       | 5  | 1 | 1 | 2   | 0   |
|         | Gus Brassard     | 2       | 6  | 1 | 1 | 2   | 2   |
|         | Wally Weir       | 1       | 7  | 1 | 1 | 2   | 79  |
|         | Ville Koistinen  | 1       | 8  | 1 | 1 | 2   | 4   |
|         | Spiro Goulakos   | 1       | 10 | 1 | 1 | 2   | 4   |
|         | Brian Glennie    | 1       | 15 | 1 | 1 | 2   | 16  |
|         | Scott Boston     | 1       | 16 | 1 | 1 | 2   | 6   |
|         | Scott McGeown    | 1       | 4  | 0 | 2 | 2   | 0   |
|         | Lorne Knauft     | 1       | 5  | 0 | 2 | 2   | 8   |
|         | Grant Ledyard    | 1       | 5  | 0 | 2 | 2   | 8   |
|         | Andrew Hotham    | 1       | 6  | 0 | 2 | 2   | 7   |
|         | Blake Kessel     | 1       | 8  | 0 | 2 | 2   | 4   |
|         | Bob Turner       | 1       | 8  | 0 | 2 | 2   | 4   |
|         | Andy Delmore     | 1       | 8  | 0 | 2 | 2   | 2   |
|         | Mike Amodeo      | 1       | 10 | 0 | 2 | 2   | 4   |
|         | Jim Burton       | 1       | 10 | 0 | 2 | 2   | 4   |
|         | Scott Humeniuk   | 1       | 12 | 0 | 2 | 2   | 19  |
|         | Collin Bowman    | 1       | 12 | 0 | 2 | 2   | 8   |
|         | Doug O'Brien     | 1       | 12 | 0 | 2 | 2   | 8   |
|         | Scott Feasby     | 2       | 13 | 0 | 2 | 2   | 8   |
|         | Tom Cronin       | 1       | 14 | 0 | 2 | 2   | 9   |
|         | Jared Bednar     | 1       | 19 | 0 | 2 | 2   | 49  |
|         | Martin Tuma      | 2       | 35 | 0 | 2 | 2   | 71  |
|         | Dave Moylan      | 2       | 36 | 0 | 2 | 2   | 17  |
|         | Matt Pelech      | 1       | 39 | 0 | 2 | 2   | 80  |
|         | Jeremy Swanson   | 2       | 58 | 0 | 2 | 2   | 70  |
| 297.    | Ron Fogal        | 1       | 66 | 0 | 2 | 2   | 121 |
|         | Mike Holmes      | 1       | 2  | 1 | 0 | 1   | 2   |
|         | Randy Moller     | 1       | 3  | 1 | 0 | 1   | 10  |
|         | Brian O'Hanley   | 1       | 3  | 1 | 0 | 1   | 0   |



# HISTORY ALL-TIME DEFENSEMEN



## ALL-TIME DEFENSEMEN

| RANKING | DEFENSEMEN             | SEASONS  | GP       | G        | A        | PTS      | PIM      |
|---------|------------------------|----------|----------|----------|----------|----------|----------|
|         | Rod Seiling            | 2        | 3        | 1        | 0        | 1        | 0        |
|         | Chris Aldous           | 1        | 4        | 1        | 0        | 1        | 0        |
|         | Jim Maher              | 1        | 5        | 1        | 0        | 1        | 0        |
| 303.    | Mickey Keating         | 1        | 7        | 1        | 0        | 1        | 4        |
|         | T.J. Fast              | 1        | 13       | 1        | 0        | 1        | 12       |
|         | Jason Beattie          | 1        | 1        | 0        | 1        | 1        | 5        |
|         | Carl Brewer            | 1        | 1        | 0        | 1        | 1        | 2        |
|         | Don Martin             | 1        | 1        | 0        | 1        | 1        | 2        |
|         | Jacques Deslauriers    | 1        | 1        | 0        | 1        | 1        | 0        |
|         | Curtis Leondard        | 1        | 1        | 0        | 1        | 1        | 0        |
|         | Dmitri Rodine          | 1        | 1        | 0        | 1        | 1        | 0        |
|         | Marc Tournier          | 1        | 2        | 0        | 1        | 1        | 2        |
|         | Ian Brady              | 1        | 2        | 0        | 1        | 1        | 0        |
|         | Matt Hunwick           | 1        | 2        | 0        | 1        | 1        | 0        |
|         | Mike Smith             | 1        | 2        | 0        | 1        | 1        | 0        |
|         | Jack Smith             | 1        | 3        | 0        | 1        | 1        | 7        |
|         | Jassen Cullimore       | 1        | 3        | 0        | 1        | 1        | 4        |
|         | Brock Matheson         | 1        | 3        | 0        | 1        | 1        | 4        |
|         | Doug Schmidt           | 1        | 3        | 0        | 1        | 1        | 2        |
|         | Cameron Burt           | 1        | 3        | 0        | 1        | 1        | 2        |
|         | Johann Kroll           | 1        | 4        | 0        | 1        | 1        | 4        |
|         | David Schulz           | 1        | 4        | 0        | 1        | 1        | 2        |
|         | Corey Syvret           | 1        | 4        | 0        | 1        | 1        | 0        |
|         | Hugh Bolton            | 1        | 5        | 0        | 1        | 1        | 2        |
|         | Chris Foy              | 1        | 5        | 0        | 1        | 1        | 2        |
|         | Kevin Beaton           | 1        | 6        | 0        | 1        | 1        | 0        |
|         | Grant Jennings         | 1        | 9        | 0        | 1        | 1        | 28       |
|         | Jody Robinson          | 1        | 9        | 0        | 1        | 1        | 8        |
|         | Todd Rohloff           | 1        | 12       | 0        | 1        | 1        | 4        |
|         | Rob Melanson           | 1        | 13       | 0        | 1        | 1        | 24       |
| 331.    | Alexandre Boikov       | 1        | 13       | 0        | 1        | 1        | 15       |
|         | Josh Chapman           | 1        | 1        | 0        | 0        | 0        | 4        |
|         | Chris Mann             | 1        | 1        | 0        | 0        | 0        | 4        |
|         | Reg Krezanski          | 1        | 1        | 0        | 0        | 0        | 2        |
|         | John Annable           | 1        | 1        | 0        | 0        | 0        | 0        |
|         | Maury Edwards          | 1        | 1        | 0        | 0        | 0        | 0        |
|         | Brent Henley           | 1        | 1        | 0        | 0        | 0        | 0        |
|         | Chris Hynnes           | 1        | 1        | 0        | 0        | 0        | 0        |
|         | Justin Krall           | 1        | 1        | 0        | 0        | 0        | 0        |
|         | Jon Landry             | 1        | 1        | 0        | 0        | 0        | 0        |
|         | Tobie Paquette-Bisson  | 1        | 1        | 0        | 0        | 0        | 0        |
|         | Ben Pederson           | 1        | 1        | 0        | 0        | 0        | 0        |
|         | Tim Ripley             | 1        | 1        | 0        | 0        | 0        | 0        |
|         | Mathieu Roy            | 1        | 1        | 0        | 0        | 0        | 0        |
|         | Steven Shamanski       | 1        | 1        | 0        | 0        | 0        | 0        |
|         | <b>Matthew Spencer</b> | <b>1</b> | <b>1</b> | <b>0</b> | <b>0</b> | <b>0</b> | <b>0</b> |
|         | Ray Tremblay           | 1        | 1        | 0        | 0        | 0        | 0        |
|         | Joe Grimaldi           | 1        | 2        | 0        | 0        | 0        | 5        |
|         | Eric Baier             | 1        | 2        | 0        | 0        | 0        | 2        |
|         | John Longarini         | 1        | 2        | 0        | 0        | 0        | 2        |
|         | Dennis O'Brien         | 1        | 2        | 0        | 0        | 0        | 2        |
|         | John Van Boxmeer       | 1        | 2        | 0        | 0        | 0        | 2        |
|         | Cal Benazic            | 1        | 2        | 0        | 0        | 0        | 0        |
|         | Ray Dupont             | 1        | 2        | 0        | 0        | 0        | 0        |
|         | Doug Evans             | 1        | 2        | 0        | 0        | 0        | 0        |
|         | Gary Jacquith          | 2        | 2        | 0        | 0        | 0        | 0        |
|         | Doug MacIver           | 1        | 2        | 0        | 0        | 0        | 0        |
|         | Lou Marcon             | 1        | 2        | 0        | 0        | 0        | 0        |
|         | Grant McNeill          | 1        | 2        | 0        | 0        | 0        | 0        |
|         | Ken Mosdell            | 1        | 2        | 0        | 0        | 0        | 0        |





# HISTORY ALL-TIME DEFENSEMEN



## ALL-TIME DEFENSEMEN

| <b>RANKING</b> | <b>DEFENSEMEN</b>  | <b>SEASONS</b> | <b>GP</b> | <b>G</b> | <b>A</b> | <b>PTS</b> | <b>PIM</b> |
|----------------|--------------------|----------------|-----------|----------|----------|------------|------------|
|                | Pat Stachniak      | 1              | 2         | 0        | 0        | 0          | 0          |
|                | Scott Campbell     | 1              | 3         | 0        | 0        | 0          | 15         |
|                | David Kudelka      | 1              | 3         | 0        | 0        | 0          | 10         |
|                | Hal Willis         | 1              | 3         | 0        | 0        | 0          | 6          |
|                | Brad Williamson    | 1              | 3         | 0        | 0        | 0          | 6          |
|                | Kyle Hagel         | 1              | 3         | 0        | 0        | 0          | 5          |
|                | Mike Nicholishen   | 1              | 3         | 0        | 0        | 0          | 4          |
|                | Brian Blad         | 1              | 3         | 0        | 0        | 0          | 0          |
|                | J.C. Tremblay      | 1              | 3         | 0        | 0        | 0          | 0          |
|                | Victor Uchevatov   | 1              | 4         | 0        | 0        | 0          | 10         |
|                | Kord Cernich       | 1              | 4         | 0        | 0        | 0          | 2          |
|                | Michael Stewart    | 1              | 4         | 0        | 0        | 0          | 0          |
|                | Ed Hospodar        | 1              | 5         | 0        | 0        | 0          | 10         |
|                | Bob Shupe          | 1              | 5         | 0        | 0        | 0          | 4          |
|                | Ryan Grimshaw      | 1              | 5         | 0        | 0        | 0          | 2          |
|                | Kelly Perrault     | 1              | 5         | 0        | 0        | 0          | 2          |
|                | Anthony Florentino | 1              | 5         | 0        | 0        | 0          | 0          |
|                | Drew Paris         | 1              | 5         | 0        | 0        | 0          | 0          |
|                | Randy Irving       | 1              | 6         | 0        | 0        | 0          | 6          |
|                | Luka Vidmar        | 1              | 6         | 0        | 0        | 0          | 6          |
|                | Eric Knodel        | 1              | 6         | 0        | 0        | 0          | 2          |
|                | Chad Wilchynski    | 1              | 6         | 0        | 0        | 0          | 2          |
|                | Carl Hudson        | 1              | 7         | 0        | 0        | 0          | 16         |
|                | Alexei Semenov     | 2              | 7         | 0        | 0        | 0          | 13         |
|                | Devante Stephens   | 2              | 7         | 0        | 0        | 0          | 9          |
|                | Tom Reilly         | 1              | 7         | 0        | 0        | 0          | 2          |
|                | Sean Zimmerman     | 1              | 7         | 0        | 0        | 0          | 0          |
|                | Richie Hart        | 1              | 8         | 0        | 0        | 0          | 69         |
|                | Darren Wetherill   | 1              | 8         | 0        | 0        | 0          | 10         |
|                | Alex Lepkowski     | 1              | 8         | 0        | 0        | 0          | 0          |
|                | A.J. Thelen        | 1              | 9         | 0        | 0        | 0          | 6          |
|                | Greg Capson        | 1              | 10        | 0        | 0        | 0          | 29         |
|                | Justin Falk        | 1              | 10        | 0        | 0        | 0          | 11         |
|                | Nic Bilotto        | 1              | 10        | 0        | 0        | 0          | 10         |
|                | Bobby Shea         | 1              | 10        | 0        | 0        | 0          | 7          |
|                | Brycen Martin      | 3              | 21        | 0        | 0        | 0          | 12         |

*Red Bold indicates played for the Amerks last season.*



# HISTORY ALL-TIME GOALTENDERS



## ALL-TIME GOALTENDERS

| RANKING | GOALTENDERS                 | SEASONS  | GP        | MIN          | GA        | SO       | GAA         |
|---------|-----------------------------|----------|-----------|--------------|-----------|----------|-------------|
| 1.      | Jason Fitzsimmons           | 1        | 1         | 6            | 0         | 0        | 0.00        |
| 2.      | Mark Guggenberger           | 1        | 1         | 65           | 1         | 0        | 0.92        |
| 3.      | Gilles Boisvert             | 1        | 1         | 60           | 1         | 0        | 1.00        |
| 4.      | Tom Barrasso                | 1        | 5         | 267          | 6         | 1        | 1.34        |
| 5.      | Clint Malarchuk             | 1        | 2         | 120          | 3         | 1        | 1.50        |
| 6.      | Len Perno                   | 1        | 2         | 38           | 1         | 0        | 1.60        |
| 7.      | Grant Fuhr                  | 1        | 5         | 310          | 10        | 0        | 1.94        |
| 8.      | Scott Luce                  | 1        | 3         | 184          | 6         | 1        | 1.96        |
| 9.      | Dwayne Roloson              | 1        | 2         | 120          | 4         | 0        | 2.00        |
| 10.     | Ryan Miller                 | 4        | 172       | 10,257       | 400       | 15       | 2.34        |
| 11.     | Mika Noronen                | 5        | 167       | 9,896        | 388       | 15       | 2.35        |
| 12.     | Martin Biron                | 4        | 103       | 6,020        | 237       | 13       | 2.36        |
| 13.     | Mike Brodeur                | 1        | 38        | 2,127        | 87        | 2        | 2.45        |
| 14.     | Steve Shields               | 4        | 80        | 6,202        | 256       | 2        | 2.48        |
| 15.     | Peter Skudra                | 1        | 2         | 120          | 5         | 0        | 2.50        |
| 16.     | <b>Andrew Hammond</b>       | <b>1</b> | <b>33</b> | <b>1,923</b> | <b>81</b> | <b>4</b> | <b>2.53</b> |
| 17.     | Craig Anderson              | 1        | 34        | 2,060        | 88        | 1        | 2.56        |
| 18.     | Tom Askey                   | 5        | 120       | 7,004        | 300       | 6        | 2.57        |
| 19.     | David Leggio                | 2        | 118       | 7,042        | 304       | 6        | 2.59        |
| 20.     | Andrei Trefilov             | 2        | 8         | 438          | 19        | 0        | 2.60        |
| 21.     | <b>Jonas Johansson</b>      | <b>4</b> | <b>41</b> | <b>2,255</b> | <b>99</b> | <b>2</b> | <b>2.63</b> |
| 22.     | Scott Wedgewood             | 1        | 48        | 1,191        | 121       | 5        | 2.68        |
| 23.     | Nathan Lieuwen              | 4        | 80        | 4,409        | 201       | 5        | 2.73        |
|         | Kirk Daubenspeck            | 2        | 23        | 1,295        | 59        | 1        | 2.73        |
| 25.     | Andrey Makarov              | 3        | 71        | 4,020        | 186       | 4        | 2.78        |
|         | Gary Smith                  | 3        | 55        | 2,911        | 135       | 3        | 2.78        |
|         | Tom Draper                  | 3        | 40        | 2,372        | 110       | 0        | 2.78        |
| 28.     | Adam Wilcox                 | 2        | 57        | 3,186        | 149       | 0        | 2.80        |
| 29.     | Linus Ullmark               | 3        | 127       | 7,363        | 348       | 3        | 2.84        |
| 30.     | Fredric Deschenes           | 1        | 38        | 1,898        | 90        | 2        | 2.85        |
| 31.     | Matt Hackett                | 3        | 52        | 3,071        | 148       | 0        | 2.89        |
|         | Alexander Salak             | 1        | 48        | 2,557        | 123       | 1        | 2.89        |
| 33.     | Jon Hillebrandt             | 1        | 3         | 102          | 5         | 0        | 2.94        |
| 34.     | Gerry Cheevers              | 4        | 181       | 10,889       | 541       | 10       | 2.98        |
|         | Jacob Markstrom             | 1        | 37        | 2,174        | 108       | 1        | 2.98        |
| 36.     | Alex Petizian               | 2        | 2         | 100          | 5         | 0        | 3.00        |
|         | Mark Bernard                | 1        | 1         | 20           | 1         | 0        | 3.00        |
|         | Rick Lemay                  | 1        | 1         | 20           | 1         | 0        | 3.00        |
|         | Dave Dryden                 | 1        | 1         | 60           | 2         | 0        | 3.00        |
| 40.     | Ross Brooks                 | 1        | 34        | 2,053        | 103       | 2        | 3.01        |
| 41.     | Dave Littman                | 3        | 130       | 7,334        | 369       | 6        | 3.02        |
|         | Phil Osaer                  | 1        | 1         | 60           | 3         | 0        | 3.02        |
| 43.     | Bob Perreault               | 6        | 205       | 11,564       | 584       | 16       | 3.03        |
|         | Ryan Mior                   | 1        | 7         | 416          | 21        | 0        | 3.03        |
| 45.     | Ed Chadwick                 | 2        | 138       | 8,280        | 420       | 6        | 3.04        |
|         | <b>Ukko-Pekka Luukkonen</b> | <b>2</b> | <b>11</b> | <b>670</b>   | <b>34</b> | <b>0</b> | <b>3.04</b> |
| 46.     | Lance Leslie                | 1        | 1         | 59           | 3         | 0        | 3.06        |
| 47.     | John Muse                   | 1        | 14        | 741          | 38        | 1        | 3.08        |
| 48.     | Daren Puppa                 | 4        | 105       | 5,755        | 299       | 3        | 3.12        |
| 49.     | Tyler Plante                | 4        | 106       | 5,784        | 302       | 4        | 3.13        |
|         | Gerry McNeil                | 2        | 134       | 8,035        | 419       | 7        | 3.13        |
| 51.     | John Bradley                | 1        | 6         | 248          | 13        | 1        | 3.14        |
|         | Travis Fullerton            | 1        | 1         | 57           | 3         | 0        | 3.14        |
| 53.     | Dave Reece                  | 2        | 74        | 4,373        | 232       | 2        | 3.18        |
| 54.     | Jean-Marc Pelletier         | 2        | 43        | 2,442        | 130       | 0        | 3.19        |
|         | Drew MacIntyre              | 1        | 23        | 1,375        | 725       | 1        | 3.19        |
| 56.     | Charlie Hodge               | 2        | 45        | 2,700        | 144       | 2        | 3.20        |
| 57.     | Michael Leighton            | 1        | 40        | 2,316        | 124       | 2        | 3.21        |
| 58.     | Adam Berkhoeel              | 1        | 6         | 316          | 17        | 0        | 3.22        |
| 59.     | Adam Dennis                 | 2        | 81        | 4,669        | 253       | 4        | 3.25        |



# HISTORY ALL-TIME GOALTENDERS



## ALL-TIME GOALTENDERS

| RANKING | GOALTENDERS         | SEASONS | GP  | MIN    | GA  | SO | GAA  |
|---------|---------------------|---------|-----|--------|-----|----|------|
|         | George Gardner      | 1       | 4   | 240    | 13  | 0  | 3.25 |
| 61.     | Don Simmons         | 2       | 60  | 3,603  | 196 | 1  | 3.26 |
| 62.     | Jacques Cloutier    | 7       | 187 | 10,945 | 603 | 3  | 3.31 |
| 63.     | Ken Broderick       | 2       | 45  | 2,721  | 151 | 2  | 3.33 |
| 64.     | Darcy Wakaluk       | 5       | 181 | 9,332  | 523 | 7  | 3.36 |
|         | Robin Lehner        | 1       | 3   | 178    | 10  | 0  | 3.36 |
| 66.     | Carl Wetzel         | 1       | 10  | 495    | 28  | 1  | 3.39 |
| 67.     | Mike Bales          | 1       | 39  | 2,230  | 127 | 0  | 3.42 |
|         | Les Kuntar          | 1       | 21  | 1,052  | 60  | 0  | 3.42 |
| 69.     | Jim Pettie          | 3       | 84  | 4,816  | 277 | 4  | 3.45 |
|         | Bob Sneddon         | 2       | 65  | 3,740  | 215 | 1  | 3.45 |
|         | Al Smith            | 1       | 34  | 1,979  | 114 | 2  | 3.45 |
| 72.     | Kenton Rein         | 1       | 15  | 676    | 39  | 2  | 3.46 |
|         | Cleon Daskalaskis   | 1       | 8   | 382    | 22  | 0  | 3.46 |
| 74.     | Eric Raymond        | 1       | 29  | 1,593  | 92  | 0  | 3.47 |
| 75.     | David Shantz        | 3       | 28  | 1,590  | 92  | 1  | 3.48 |
| 76.     | Ivan Wamsley        | 1       | 2   | 120    | 7   | 0  | 3.50 |
| 77.     | Lynn Zimmerman      | 6       | 195 | 10,588 | 621 | 5  | 3.52 |
| 78.     | Robb Stauber        | 1       | 16  | 833    | 49  | 0  | 3.53 |
|         | Jim Bedard          | 1       | 6   | 340    | 20  | 0  | 3.53 |
| 80.     | Mike Curran         | 1       | 9   | 390    | 23  | 1  | 3.54 |
| 81.     | Connor Knapp        | 2       | 10  | 591    | 35  | 0  | 3.55 |
| 82.     | Duane Derksen       | 1       | 6   | 235    | 14  | 0  | 3.57 |
| 83.     | Phil Myre           | 2       | 76  | 4,346  | 260 | 3  | 3.59 |
|         | Tim Bernhardt       | 1       | 29  | 1,588  | 95  | 0  | 3.59 |
| 85.     | Brian Ford          | 2       | 38  | 2,151  | 129 | 2  | 3.60 |
| 86.     | Randy Ireland       | 1       | 29  | 1,562  | 94  | 0  | 3.61 |
| 87.     | Bill Horn           | 2       | 31  | 1,698  | 103 | 0  | 3.63 |
| 88.     | Markus Ketterer     | 2       | 79  | 4,339  | 264 | 2  | 3.65 |
|         | Darren Eliot        | 1       | 23  | 969    | 59  | 0  | 3.65 |
| 90.     | John Blue           | 1       | 14  | 672    | 41  | 0  | 3.66 |
| 91.     | Gaye Cooley         | 1       | 24  | 1,275  | 78  | 0  | 3.67 |
| 92.     | Olaf Kolzig         | 1       | 48  | 2,738  | 168 | 0  | 3.68 |
| 93.     | Dave Parro          | 2       | 82  | 4,743  | 294 | 2  | 3.72 |
| 94.     | Serge Aubry         | 2       | 88  | 4,602  | 286 | 2  | 3.73 |
| 95.     | Rick Knickle        | 2       | 35  | 1,898  | 119 | 1  | 3.76 |
| 96.     | Francois Gravel     | 1       | 3   | 159    | 10  | 0  | 3.77 |
| 97.     | George Wood         | 1       | 18  | 1,012  | 64  | 0  | 3.79 |
| 98.     | Vince Tremblay      | 1       | 33  | 1,816  | 115 | 0  | 3.80 |
| 99.     | Marc Cheverie       | 1       | 15  | 675    | 44  | 0  | 3.91 |
| 100.    | John Tanner         | 1       | 10  | 579    | 38  | 0  | 3.94 |
| 101.    | Ed Babiuk           | 2       | 13  | 540    | 36  | 0  | 4.00 |
|         | Pete Richards       | 1       | 7   | 270    | 18  | 0  | 4.00 |
|         | Tommy Soderstrom    | 1       | 2   | 120    | 8   | 0  | 4.00 |
| 104.    | Gerry McNamara      | 3       | 35  | 2,102  | 141 | 1  | 4.02 |
|         | Rich Parent         | 1       | 2   | 90     | 6   | 0  | 4.02 |
| 106.    | Ed Walsh            | 1       | 50  | 2,889  | 196 | 0  | 4.07 |
|         | Anthony Peters      | 1       | 7   | 397    | 27  | 0  | 4.07 |
| 108.    | Mike Craig          | 3       | 99  | 5,194  | 353 | 0  | 4.08 |
|         | Bob Whidden         | 1       | 59  | 3,248  | 221 | 0  | 4.08 |
| 110.    | Chris Beckford-Tseu | 2       | 28  | 1,408  | 96  | 0  | 4.09 |
| 111.    | Mike Parson         | 1       | 3   | 176    | 12  | 0  | 4.10 |
| 112.    | Bill Pye            | 3       | 53  | 2,737  | 192 | 0  | 4.21 |
| 113.    | Claude Hardy        | 1       | 11  | 494    | 35  | 0  | 4.25 |
| 114.    | Gary Carr           | 3       | 48  | 2,702  | 192 | 1  | 4.26 |
| 115.    | Gary Bauman         | 1       | 3   | 140    | 10  | 0  | 4.29 |
| 116.    | Paul Harrison       | 1       | 29  | 1,535  | 110 | 0  | 4.30 |
| 117.    | Jari Paavola        | 2       | 28  | 1,501  | 110 | 0  | 4.40 |
| 118.    | Pat Nagle           | 1       | 2   | 119    | 9   | 0  | 4.53 |
| 119.    | Ed Dyck             | 1       | 10  | 554    | 43  | 1  | 4.66 |



# HISTORY ALL-TIME GOALTENDERS



## ALL-TIME GOALTENDERS

| <b>RANKING</b> | <b>GOALTENDERS</b> | <b>SEASONS</b> | <b>GP</b> | <b>MIN</b> | <b>GA</b> | <b>SO</b> | <b>GAA</b> |
|----------------|--------------------|----------------|-----------|------------|-----------|-----------|------------|
| 120.           | Andrei Mezin       | 1              | 7         | 386        | 31        | 0         | 4.82       |
| 121.           | Bruce Gamble       | 1              | 5         | 300        | 25        | 0         | 5.00       |
|                | Jerry Fluery       | 1              | 2         | 120        | 10        | 0         | 5.00       |
| 123.           | Danny Lorenz       | 1              | 4         | 168        | 15        | 0         | 5.36       |
| 124.           | Al Millar          | 1              | 11        | 577        | 52        | 0         | 5.41       |
| 125.           | Jason Kasdorf      | 2              | 4         | 197        | 18        | 0         | 5.47       |
| 126.           | Bob McNamara       | 3              | 25        | 1,066      | 99        | 0         | 5.57       |
| 127.           | Jody Lehman        | 1              | 1         | 20         | 2         | 0         | 6.00       |
|                | Sam Marotta        | 1              | 1         | 20         | 2         | 0         | 6.00       |
| 129.           | Mike Parker        | 1              | 2         | 80         | 10        | 0         | 7.50       |
|                | Greg Menges        | 1              | 2         | 40         | 5         | 0         | 7.50       |
| 131.           | Pat Flaherty       | 1              | 2         | 27         | 4         | 0         | 9.00       |

*Red Bold indicates played for the Amerks last season.*



# HISTORY ALL-TIME OFFENSIVE GOALIE STATS



## ALL-TIME GOALTENDERS

| GOALTENDERS           | GP        | G        | A        | PTS      | PIM      |
|-----------------------|-----------|----------|----------|----------|----------|
| Darcy Wakaluk # *\$   | 181       | 1        | 16       | 17       | 134      |
| Dave Littman *        | 130       | 0        | 14       | 14       | 14       |
| Jacques Cloutier      | 187       | 0        | 8        | 8        | 37       |
| Steve Shields         | 80        | 0        | 6        | 6        | 86       |
| Mika Noronen          | 167       | 0        | 6        | 6        | 50       |
| Bob Sneddon           | 66        | 0        | 5        | 5        | 6        |
| Jim Pettie            | 84        | 0        | 5        | 5        | 81       |
| Lynn Zimmerman        | 195       | 0        | 5        | 5        | 121      |
| Martin Biron          | 103       | 0        | 4        | 4        | 42       |
| Daren Puppa           | 105       | 0        | 4        | 4        | 20       |
| Bobby Perreault       | 205       | 0        | 4        | 4        | 29       |
| Robb Stauber***       | 16        | 1        | 2        | 3        | 6        |
| <b>Andrew Hammond</b> | <b>33</b> | <b>0</b> | <b>3</b> | <b>3</b> | <b>2</b> |
| Ken Broderick         | 45        | 0        | 3        | 3        | 0        |
| Alexander Salak       | 46        | 0        | 3        | 3        | 14       |
| Olaf Kolzig           | 48        | 0        | 3        | 3        | 6        |
| Dave Reece            | 74        | 0        | 3        | 3        | 14       |
| Phil Myre             | 76        | 0        | 3        | 3        | 18       |
| Dave Parro            | 82        | 0        | 3        | 3        | 10       |
| Mike Craig            | 99        | 0        | 3        | 3        | 18       |
| Tom Askey             | 120       | 0        | 3        | 3        | 30       |
| Ed Dyck               | 10        | 0        | 2        | 2        | 9        |
| Randy Ireland         | 29        | 0        | 2        | 2        | 38       |
| Tim Bernhardt         | 29        | 0        | 2        | 2        | 0        |
| Brian Ford            | 38        | 0        | 2        | 2        | 0        |
| Ed Walsh              | 50        | 0        | 2        | 2        | 8        |
| Bill Pye              | 53        | 0        | 2        | 2        | 20       |
| Bob Whidden           | 59        | 0        | 2        | 2        | 14       |
| Andrey Makarov        | 71        | 0        | 2        | 2        | 6        |
| Markus Ketterer       | 79        | 0        | 2        | 2        | 2        |
| Nathan Lieuwen        | 80        | 0        | 2        | 2        | 6        |
| Tyler Plante          | 105       | 0        | 2        | 2        | 47       |
| David Leggio          | 118       | 0        | 2        | 2        | 12       |
| Gerry Cheevers        | 181       | 0        | 2        | 2        | 34       |
| Andrei Mezin          | 7         | 0        | 1        | 1        | 0        |
| Connor Knapp          | 10        | 0        | 1        | 1        | 0        |
| John Blue             | 14        | 0        | 1        | 1        | 4        |
| Kenton Rein           | 15        | 0        | 1        | 1        | 34       |
| Darren Eliot          | 23        | 0        | 1        | 1        | 4        |
| Kirk Daubenspeck      | 23        | 0        | 1        | 1        | 2        |
| Jari Paavola          | 28        | 0        | 1        | 1        | 4        |
| Chris Beckford-Tseu   | 28        | 0        | 1        | 1        | 0        |
| Tom Askey             | 29        | 0        | 1        | 1        | 4        |
| Vince Tremblay        | 33        | 0        | 1        | 1        | 6        |
| Ross Brooks           | 34        | 0        | 1        | 1        | 4        |
| Rick Knickle          | 35        | 0        | 1        | 1        | 0        |
| Jacob Markstrom       | 37        | 0        | 1        | 1        | 10       |
| Michael Leighton      | 40        | 0        | 1        | 1        | 23       |
| Tom Draper            | 40        | 0        | 1        | 1        | 4        |
| Gary Carr             | 48        | 0        | 1        | 1        | 42       |
| Scott Wedgewood       | 48        | 0        | 1        | 1        | 0        |
| Matt Hackett          | 52        | 0        | 1        | 1        | 22       |
| Gary Smith            | 55        | 0        | 1        | 1        | 6        |
| Adam Wilcox           | 57        | 0        | 1        | 1        | 0        |
| Adam Dennis           | 81        | 0        | 1        | 1        | 20       |
| Serge Aubry           | 88        | 0        | 1        | 1        | 20       |
| Linus Ullmark         | 127       | 0        | 1        | 1        | 4        |
| Ryan Miller           | 172       | 0        | 1        | 1        | 20       |
| Mark Bernard          | 1         | 0        | 0        | 0        | 0        |



# HISTORY ALL-TIME OFFENSIVE GOALIE STATS



## ALL-TIME GOALTENDERS

| GOALTENDERS                 | GP        | G        | A        | PTS      | PIM      |
|-----------------------------|-----------|----------|----------|----------|----------|
| Gil Boisvert                | 1         | 0        | 0        | 0        | 0        |
| Dave Dryden                 | 1         | 0        | 0        | 0        | 0        |
| Rick Lemay                  | 1         | 0        | 0        | 0        | 0        |
| Jason Fitzsimmons           | 1         | 0        | 0        | 0        | 0        |
| Travis Fullerton            | 1         | 0        | 0        | 0        | 0        |
| Mark Guggenberger           | 1         | 0        | 0        | 0        | 0        |
| Jody Lehman                 | 1         | 0        | 0        | 0        | 0        |
| Lance Leslie                | 1         | 0        | 0        | 0        | 0        |
| Sam Marotta                 | 1         | 0        | 0        | 0        | 0        |
| Phil Osaer                  | 1         | 0        | 0        | 0        | 0        |
| Clint Malarchuk             | 2         | 0        | 0        | 0        | 2        |
| Pat Flaherty                | 2         | 0        | 0        | 0        | 0        |
| Jerry Fleury                | 2         | 0        | 0        | 0        | 0        |
| Greg Menges                 | 2         | 0        | 0        | 0        | 0        |
| Pat Nagle                   | 2         | 0        | 0        | 0        | 0        |
| Rich Parent                 | 2         | 0        | 0        | 0        | 0        |
| Mike Parker                 | 2         | 0        | 0        | 0        | 0        |
| Len Perno                   | 2         | 0        | 0        | 0        | 0        |
| Dwayne Roloson              | 2         | 0        | 0        | 0        | 0        |
| Peter Skudra                | 2         | 0        | 0        | 0        | 0        |
| Tommy Soderstrom            | 2         | 0        | 0        | 0        | 0        |
| Ivan Wamsley                | 2         | 0        | 0        | 0        | 0        |
| Francois Gravel             | 3         | 0        | 0        | 0        | 2        |
| Jon Hillebrandt             | 3         | 0        | 0        | 0        | 0        |
| Mike Parson                 | 3         | 0        | 0        | 0        | 0        |
| Garry Baumann               | 3         | 0        | 0        | 0        | 0        |
| Robin Lehner                | 3         | 0        | 0        | 0        | 0        |
| Scott Luce                  | 3         | 0        | 0        | 0        | 0        |
| George Gardner              | 4         | 0        | 0        | 0        | 0        |
| Jason Kasdorf               | 4         | 0        | 0        | 0        | 0        |
| Danny Lorenz                | 4         | 0        | 0        | 0        | 0        |
| Tom Barasso                 | 5         | 0        | 0        | 0        | 2        |
| Bruce Gamble                | 5         | 0        | 0        | 0        | 0        |
| Grant Fuhr                  | 5         | 0        | 0        | 0        | 0        |
| Jim Bedard                  | 6         | 0        | 0        | 0        | 4        |
| John Bradley                | 6         | 0        | 0        | 0        | 2        |
| Adam Berkhoel               | 6         | 0        | 0        | 0        | 0        |
| Duane Derksen               | 6         | 0        | 0        | 0        | 0        |
| Anthony Peters              | 7         | 0        | 0        | 0        | 0        |
| Pete Richards               | 7         | 0        | 0        | 0        | 0        |
| Cleon Daskalakis            | 8         | 0        | 0        | 0        | 6        |
| Andrei Trefilov             | 8         | 0        | 0        | 0        | 0        |
| Mike Curran                 | 9         | 0        | 0        | 0        | 4        |
| John Tanner                 | 10        | 0        | 0        | 0        | 17       |
| Carl Wetzal                 | 10        | 0        | 0        | 0        | 0        |
| Al Millar                   | 11        | 0        | 0        | 0        | 0        |
| Claude Hardy                | 11        | 0        | 0        | 0        | 0        |
| <b>Ukko-Pekka Luukkonen</b> | <b>11</b> | <b>0</b> | <b>0</b> | <b>0</b> | <b>0</b> |
| Ed Babiuk                   | 13        | 0        | 0        | 0        | 0        |
| John Muse                   | 14        | 0        | 0        | 0        | 2        |
| George Wood                 | 18        | 0        | 0        | 0        | 13       |
| Les Kuntar                  | 21        | 0        | 0        | 0        | 10       |
| Drew MacIntyre              | 23        | 0        | 0        | 0        | 0        |
| Gaye Cooley                 | 24        | 0        | 0        | 0        | 24       |
| Bob McNamara                | 25        | 0        | 0        | 0        | 0        |
| David Shantz                | 28        | 0        | 0        | 0        | 2        |
| Paul Harrison               | 29        | 0        | 0        | 0        | 14       |
| Eric Raymond                | 29        | 0        | 0        | 0        | 6        |
| Bill Horn                   | 31        | 0        | 0        | 0        | 0        |



# HISTORY ALL-TIME OFFENSIVE GOALIE STATS



## ALL-TIME GOALTENDERS

| GOALTENDERS            | GP        | G        | A        | PTS      | PIM      |
|------------------------|-----------|----------|----------|----------|----------|
| Al Smith               | 34        | 0        | 0        | 0        | 5        |
| Craig Anderson         | 34        | 0        | 0        | 0        | 0        |
| Gerry McNamara         | 35        | 0        | 0        | 0        | 17       |
| Frederic Deschenes     | 38        | 0        | 0        | 0        | 0        |
| <b>Jonas Johansson</b> | <b>41</b> | <b>0</b> | <b>0</b> | <b>0</b> | <b>0</b> |
| Jean-Marc Pelletier    | 43        | 0        | 0        | 0        | 4        |
| Charlie Hodge          | 45        | 0        | 0        | 0        | 0        |
| Don Simmons            | 60        | 0        | 0        | 0        | 14       |
| Gerry McNeil           | 134       | 0        | 0        | 0        | 12       |
| Ed Chadwick            | 138       | 0        | 0        | 0        | 2        |

*Red Bold indicates played for the Amerks last season.*

*# Set a single season record for points (1+6=7, 1987-88)*

*\$ Scored goal at Utica*

*\* Set a single season record for assists (6) and points (7)*

# HISTORY ALL-TIME GOALTENDERS STATS



## ALL-TIME GOALTENDERS

| GOALTENDERS   | YEAR  | GP         | MIN           | GA         | SO        | SAVES        | GAA         | SV PCT      | W-L-T           |
|---------------|-------|------------|---------------|------------|-----------|--------------|-------------|-------------|-----------------|
| Anderson      | 06-07 | 34         | 2,060         | 88         | 1         | 999          | 2.56        | .762        | 23-10-1         |
| Askey         | 00-01 | 29         | 1,671         | 71         | 1         | 680          | 2.55        | .905        | 15-8-4          |
| Askey         | 01-02 | 34         | 2,048         | 86         | 3         | 786          | 2.52        | .901        | 16-15-3         |
| Askey         | 02-03 | 16         | 895           | 49         | 0         | 401          | 3.28        | .891        | 3-8-4           |
| Askey         | 03-04 | 21         | 1,272         | 48         | 1         | 545          | 2.26        | .919        | 10-8-3          |
| Askey         | 04-05 | 20         | 1,118         | 46         | 1         | 513          | 2.47        | .918        | 10-6-2          |
| <b>Totals</b> |       | <b>120</b> | <b>7,004</b>  | <b>300</b> | <b>6</b>  | <b>2,925</b> | <b>2.57</b> | <b>.907</b> | <b>54-45-16</b> |
| Aubry         | 70-71 | 51         | 2,787         | 149        | 2         | --           | 3.20        | --          | 18-22-7         |
| Aubry         | 71-72 | 37         | 1,815         | 137        | 0         | --           | 4.53        | --          | 9-18-3          |
| <b>Totals</b> |       | <b>88</b>  | <b>4,602</b>  | <b>286</b> | <b>2</b>  | <b>--</b>    | <b>3.73</b> | <b>--</b>   | <b>27-40-10</b> |
| Babiuk        | 59-60 | 1          | 60            | 2          | 0         | --           | 2.00        | --          | 1-0-0           |
| Babiuk        | 62-63 | 4          | --            | --         | --        | --           | --          | --          | 0-2-1           |
| Babiuk        | 63-64 | 8          | 480           | 34         | 0         | --           | 4.25        | --          | 3-5-0           |
| <b>Totals</b> |       | <b>13</b>  | <b>540</b>    | <b>36</b>  | <b>0</b>  | <b>--</b>    | <b>4.00</b> | <b>--</b>   | <b>4-7-1</b>    |
| Bales         | 97-98 | 39         | 2,229         | 127        | 0         | 1,060        | 3.42        | .890        | 13-19-5         |
| Barrasso      | 84-85 | 5          | 267           | 6          | 1         | 88           | 1.34        | .936        | 3-1-1           |
| Bauman        | 67-68 | 3          | 140           | 10         | 0         | --           | 4.29        | --          | 1-1-0           |
| Beckford-Tseu | 08-09 | 22         | 1,112         | 73         | 0         | 478          | 3.94        | .868        | 3-14-1          |
| Beckford-Tseu | 09-10 | 6          | 296           | 23         | 0         | 152          | 4.66        | .869        | 0-4-0           |
| <b>Totals</b> |       | <b>28</b>  | <b>1,408</b>  | <b>96</b>  | <b>0</b>  | <b>630</b>   | <b>4.09</b> | <b>.868</b> | <b>3-18-1</b>   |
| Bedard        | 79-80 | 6          | 340           | 20         | 0         | --           | 3.53        | --          | 2-4-0           |
| Berkhoel      | 06-07 | 6          | 316           | 17         | 0         | 169          | 3.22        | .899        | 2-3-0           |
| Bernard       | 92-93 | 1          | 20            | 1          | 0         | 15           | 3.00        | .938        | 0-0-0           |
| Bernhardt     | 81-82 | 29         | 1,588         | 95         | 0         | --           | 3.59        | --          | 15-10-2         |
| Biron         | 97-98 | 41         | 2,307         | 113        | 5         | 1,107        | 2.94        | .910        | 14-18-6         |
| Biron         | 98-99 | 52         | 3,130         | 108        | 6         | 1,424        | 2.07        | .930        | 36-13-3         |
| Biron         | 99-00 | 6          | 344           | 12         | 1         | 146          | 2.09        | .924        | 6-0-0           |
| Biron         | 00-01 | 4          | 239           | 4          | 1         | 84           | 1.00        | .955        | 3-1-0           |
| <b>Totals</b> |       | <b>103</b> | <b>6,020</b>  | <b>237</b> | <b>13</b> | <b>2,761</b> | <b>2.36</b> | <b>.921</b> | <b>59-32-9</b>  |
| Blue          | 95-96 | 14         | 672           | 41         | 0         | 295          | 3.66        | .878        | 4-6-1           |
| Boisvert      | 56-57 | 1          | 60            | 1          | 0         | --           | 1.00        | --          | 1-0-0           |
| Bradley       | 91-92 | 6          | 248           | 13         | 1         | 85           | 3.14        | .867        | 2-2-1           |
| Broderick     | 74-75 | 3          | 180           | 15         | 0         | --           | 5.00        | --          | 1-2-0           |
| Broderick     | 75-76 | 42         | 2,542         | 136        | 2         | --           | 3.21        | --          | 22-13-7         |
| <b>Totals</b> |       | <b>45</b>  | <b>2,722</b>  | <b>151</b> | <b>2</b>  | <b>--</b>    | <b>3.33</b> | <b>--</b>   | <b>23-15-7</b>  |
| Brodeur       | 08-09 | 38         | 2,127         | 87         | 2         | 1,008        | 2.45        | .921        | 18-13-4         |
| Brooks        | 75-76 | 34         | 2,053         | 103        | 2         | --           | 3.01        | --          | 20-12-2         |
| Carr          | 76-77 | 1          | 60            | 3          | 0         | --           | 3.00        | --          | 1-0-0           |
| Carr          | 77-78 | 5          | 297           | 17         | 0         | --           | 3.43        | --          | 2-3-0           |
| Carr          | 78-79 | 42         | 2,345         | 172        | 1         | --           | 4.40        | --          | 14-20-5         |
| <b>Totals</b> |       | <b>48</b>  | <b>2,702</b>  | <b>192</b> | <b>1</b>  | <b>--</b>    | <b>4.26</b> | <b>--</b>   | <b>17-23-5</b>  |
| Chadwick      | 59-60 | 67         | 4,015         | 184        | 4         | --           | 2.75        | --          | 39-24-4         |
| Chadwick      | 60-61 | 71         | 4,265         | 236        | 2         | --           | 3.32        | --          | 32-35-4         |
| <b>Totals</b> |       | <b>138</b> | <b>8,280</b>  | <b>420</b> | <b>6</b>  | <b>--</b>    | <b>3.04</b> | <b>--</b>   | <b>71-59-8</b>  |
| Cheevers      | 61-62 | 19         | 1,440         | 66         | 1         | --           | 3.32        | --          | 9-9-1           |
| Cheevers      | 62-63 | 19         | 1,139         | 75         | 1         | --           | 3.95        | --          | 7-9-3           |
| Cheevers      | 63-64 | 66         | 3,951         | 187        | 3         | --           | 2.84        | --          | 37-25-2         |
| Cheevers      | 64-65 | 72         | 4,359         | 195        | 5         | --           | 2.68        | --          | 48-21-3         |
| <b>Totals</b> |       | <b>176</b> | <b>10,889</b> | <b>523</b> | <b>10</b> | <b>--</b>    | <b>2.98</b> | <b>--</b>   | <b>101-64-9</b> |
| Cheverie      | 10-11 | 15         | 675           | 44         | 0         | 350          | 3.91        | .888        | 2-7-1           |
| Cloutier      | 80-81 | 61         | 3,481         | 210        | 1         | --           | 3.62        | --          | 27-27-6         |
| Cloutier      | 81-82 | 23         | 1,822         | 64         | 0         | --           | 2.81        | --          | 14-7-2          |
| Cloutier      | 82-83 | 13         | 633           | 42         | 0         | --           | 3.98        | --          | 7-3-1           |
| Cloutier      | 83-84 | 51         | 2,843         | 172        | 1         | --           | 3.63        | --          | 26-22-1         |
| Cloutier      | 84-85 | 14         | 804           | 36         | 0         | 363          | 2.68        | .910        | 10-2-1          |
| Cloutier      | 85-86 | 14         | 835           | 38         | 1         | 424          | 2.73        | .918        | 10-2-2          |





# HISTORY ALL-TIME GOALTENDERS STATS



## ALL-TIME GOALTENDERS

|                  |               |            |               |            |          |              |             |             |                 |
|------------------|---------------|------------|---------------|------------|----------|--------------|-------------|-------------|-----------------|
| Cloutier         | 88-89         | 11         | 527           | 41         | 0        | 222          | 4.67        | .847        | 2-7-0           |
|                  | <b>Totals</b> | <b>187</b> | <b>10,945</b> | <b>603</b> | <b>3</b> | <b>1,009</b> | <b>3.31</b> | --          | <b>96-70-13</b> |
| Cooley           | 72-73         | 24         | 1,275         | 78         | 0        | --           | 3.67        | --          | 9-8-3           |
| Craig            | 84-85         | 29         | 1,430         | 88         | 0        | 644          | 3.69        | .880        | 11-7-3          |
| Craig            | 85-86         | 47         | 2,573         | 183        | 0        | 1,385        | 4.27        | .883        | 16-21-5         |
| Craig            | 86-87         | 23         | 1,191         | 82         | 0        | 524          | 4.13        | .864        | 6-10-4          |
|                  | <b>Totals</b> | <b>99</b>  | <b>5,194</b>  | <b>353</b> | <b>0</b> | <b>2,553</b> | <b>4.08</b> | --          | <b>33-38-12</b> |
| Curran           | 76-77         | 9          | 390           | 23         | 1        | --           | 3.54        | --          | 1-4-1           |
| Daskalakis       | 87-88         | 8          | 382           | 22         | 0        | 183          | 3.46        | .893        | 4-3-0           |
| Daubenspeck      | 99-00         | 22         | 1,235         | 53         | 1        | 553          | 2.58        | .913        | 7-10-4          |
| Daubenspeck      | 00-01         | 1          | 60            | 6          | 0        | 20           | 6.00        | .769        | 0-1-0           |
|                  | <b>Totals</b> | <b>23</b>  | <b>1,295</b>  | <b>59</b>  | <b>1</b> | <b>573</b>   | <b>2.73</b> | <b>.907</b> | <b>7-11-4</b>   |
| Dennis           | 06-07         | 35         | 2,068         | 115        | 1        | 969          | 3.34        | .894        | 18-17-0         |
| Dennis           | 07-08         | 46         | 2,601         | 138        | 3        | 1,199        | 3.18        | .897        | 17-26-2         |
|                  | <b>Totals</b> | <b>81</b>  | <b>4,669</b>  | <b>253</b> | <b>4</b> | <b>2,168</b> | <b>3.25</b> | <b>.895</b> | <b>35-43-2</b>  |
| Derksen          | 93-94         | 6          | 235           | 14         | 0        | 115          | 3.57        | .891        | 2-1-1           |
| Deschenes        | 96-97         | 38         | 1,898         | 90         | 2        | 863          | 2.85        | .906        | 15-13-3         |
| Draper           | 91-92         | 9          | 531           | 28         | 0        | 214          | 3.16        | .884        | 4-3-2           |
| Draper           | 92-93         | 5          | 273           | 22         | 0        | 140          | 4.83        | .864        | 3-2-0           |
| Draper           | 98-99         | 26         | 1,568         | 60         | 0        | 728          | 2.30        | .924        | 14-9-3          |
|                  | <b>Totals</b> | <b>40</b>  | <b>2,372</b>  | <b>110</b> | <b>0</b> | <b>1,082</b> | <b>2.78</b> | <b>.908</b> | <b>21-14-5</b>  |
| Dryden           | 61-62         | 1          | 60            | 2          | 0        | --           | 3.00        | --          | 0-0-1           |
| Dyck             | 71-72         | 10         | 554           | 43         | 1        | --           | 4.66        | --          | 4-4-2           |
| Eliot            | 88-89         | 23         | 969           | 59         | 0        | 397          | 3.65        | .871        | 8-6-2           |
| Fitzsimmons      | 97-98         | 1          | 6             | 0          | 0        | 4            | 0.00        | 1.000       | 0-0-0           |
| Flaherty         | 72-73         | 2          | 27            | 4          | 0        | --           | 9.00        | --          | 0-0-0           |
| Fleury           | 57-58         | 2          | 120           | 10         | 0        | --           | 5.00        | --          | 0-2-0           |
| Ford             | 88-89         | 19         | 1,075         | 60         | 2        | 451          | 3.35        | .883        | 12-4-1          |
| Ford             | 89-90         | 19         | 1,076         | 69         | 0        | 441          | 3.85        | .865        | 7-6-4           |
|                  | <b>Totals</b> | <b>38</b>  | <b>2,151</b>  | <b>129</b> | <b>2</b> | <b>892</b>   | <b>3.60</b> | <b>.873</b> | <b>19-10-5</b>  |
| Fuhr             | 93-94         | 5          | 310           | 10         | 0        | 143          | 1.94        | .935        | 3-0-2           |
| Fullerton        | 14-15         | 1          | 57            | 3          | 0        | 31           | 3.14        | .912        | 0-1-0           |
| Gamble           | 66-67         | 5          | 300           | 25         | 0        | --           | 5.00        | --          | 3-2-0           |
| Gardner          | 70-71         | 4          | 240           | 13         | 0        | --           | 3.25        | --          | 0-1-3           |
| Gravel           | 90-91         | 3          | 159           | 10         | 0        | 88           | 3.77        | .898        | 1-2-0           |
| Guggenberger     | 13-14         | 1          | 65            | 1          | 0        | 41           | 0.92        | .976        | 0-0-1           |
| Hackett          | 12-13         | 3          | 185           | 5          | 0        | 105          | 1.62        | .955        | 3-0-0           |
| Hackett          | 13-14         | 33         | 1,952         | 100        | 0        | 880          | 3.07        | .898        | 13-17-2         |
| Hackett          | 14-15         | 16         | 934           | 43         | 0        | 403          | 2.76        | .904        | 8-5-3           |
|                  | <b>Totals</b> | <b>52</b>  | <b>3,071</b>  | <b>148</b> | <b>0</b> | <b>1,468</b> | <b>2.89</b> | <b>.899</b> | <b>24-23-3</b>  |
| <b>Hammond</b>   | <b>19-20</b>  | <b>33</b>  | <b>1,923</b>  | <b>81</b>  | <b>4</b> | <b>795</b>   | <b>2.53</b> | <b>.908</b> | <b>16-12-3</b>  |
| Hardy            | 69-70         | 11         | 494           | 35         | 0        | --           | 4.25        | --          | 1-4-2           |
| Harrison         | 82-83         | 29         | 1,535         | 110        | 0        | --           | 4.30        | --          | 11-11-3         |
| Hillebrandt      | 97-98         | 3          | 101           | 5          | 0        | 39           | 2.94        | .890        | 2-0-0           |
| Hodge            | 56-57         | 41         | 2,460         | 132        | 2        | --           | 3.22        | --          | 17-18-5         |
| Hodge            | 58-59         | 4          | 240           | 12         | 0        | --           | 3.00        | --          | 2-2-0           |
|                  | <b>Totals</b> | <b>45</b>  | <b>2,700</b>  | <b>144</b> | <b>2</b> | <b>--</b>    | <b>3.20</b> | <b>--</b>   | <b>19-20-5</b>  |
| Horn             | 92-93         | 6          | 304           | 22         | 0        | 145          | 4.34        | .868        | 3-1-1           |
| Horn             | 93-94         | 25         | 1,394         | 81         | 0        | 559          | 3.49        | .873        | 9-9-5           |
|                  | <b>Totals</b> | <b>31</b>  | <b>1,698</b>  | <b>103</b> | <b>0</b> | <b>704</b>   | <b>3.63</b> | <b>.872</b> | <b>12-10-6</b>  |
| Ireland          | 79-80         | 29         | 1,562         | 94         | 0        | --           | 3.61        | --          | 9-10-5          |
| <b>Johansson</b> | <b>16-17</b>  | <b>7</b>   | <b>421</b>    | <b>20</b>  | <b>0</b> | <b>166</b>   | <b>2.85</b> | <b>.892</b> | <b>3-3-1</b>    |
| <b>Johansson</b> | <b>17-18</b>  | <b>7</b>   | <b>355</b>    | <b>23</b>  | <b>0</b> | <b>143</b>   | <b>3.89</b> | <b>.861</b> | <b>4-3-0</b>    |
| <b>Johansson</b> | <b>18-19</b>  | <b>5</b>   | <b>266</b>    | <b>10</b>  | <b>0</b> | <b>126</b>   | <b>2.26</b> | <b>.926</b> | <b>4-1-0</b>    |
| <b>Johansson</b> | <b>19-20</b>  | <b>22</b>  | <b>1,212</b>  | <b>46</b>  | <b>2</b> | <b>538</b>   | <b>2.28</b> | <b>.921</b> | <b>14-4-3</b>   |
|                  | <b>Totals</b> | <b>41</b>  | <b>2,255</b>  | <b>99</b>  | <b>2</b> | <b>973</b>   | <b>2.63</b> | <b>.908</b> | <b>25-11-4</b>  |
| Kasdorf          | 16-17         | 3          | 177           | 17         | 0        | 82           | 5.75        | .828        | 0-3-0           |
| Kasdorf          | 17-18         | 1          | 20            | 1          | 0        | 9            | 3.00        | .900        | 0-0-0           |
|                  | <b>Totals</b> | <b>4</b>   | <b>197</b>    | <b>18</b>  | <b>0</b> | <b>91</b>    | <b>5.47</b> | <b>.835</b> | <b>0-3-0</b>    |

# HISTORY ALL-TIME GOALTENDERS STATS



## ALL-TIME GOALTENDERS

|                  |              |            |              |            |          |              |             |             |                 |
|------------------|--------------|------------|--------------|------------|----------|--------------|-------------|-------------|-----------------|
| Ketterer         | 93-94        | 32         | 1,775        | 110        | 1        | 773          | 3.72        | .875        | 9-15-5          |
| Ketterer         | 94-95        | 47         | 2,564        | 154        | 1        | 1,193        | 3.60        | .886        | 19-20-3         |
| <b>Totals</b>    |              | <b>79</b>  | <b>4,339</b> | <b>264</b> | <b>2</b> | <b>1,966</b> | <b>3.65</b> | <b>.881</b> | <b>28-35-8</b>  |
| Knapp            | 12-13        | 7          | 413          | 23         | 0        | 191          | 3.34        | .893        | 1-6-0           |
| Knapp            | 13-14        | 3          | 178          | 12         | 0        | 85           | 4.04        | .876        | 0-3-0           |
| <b>Totals</b>    |              | <b>10</b>  | <b>591</b>   | <b>35</b>  | <b>0</b> | <b>276</b>   | <b>3.55</b> | <b>.887</b> | <b>1-9-0</b>    |
| Knickle          | 81-82        | 31         | 1,756        | 108        | 1        | --           | 3.69        | --          | 10-12-5         |
| Knickle          | 82-83        | 4          | 142          | 11         | 0        | --           | 4.64        | --          | 0-3-0           |
| <b>Totals</b>    |              | <b>35</b>  | <b>1,898</b> | <b>119</b> | <b>1</b> | <b>--</b>    | <b>3.76</b> | <b>--</b>   | <b>10-15-5</b>  |
| Kolzig           | 92-93        | 48         | 2,738        | 168        | 0        | 1,253        | 3.68        | .882        | 25-16-4         |
| Kuntar           | 96-97        | 21         | 1,052        | 60         | 0        | 475          | 3.42        | .888        | 6-9-3           |
| Leggio           | 11-12        | 54         | 3,243        | 142        | 2        | 1,579        | 2.63        | .917        | 28-24-2         |
| Leggio           | 12-13        | 64         | 3,799        | 162        | 4        | 1,957        | 2.56        | .924        | 38-24-9         |
| <b>Totals</b>    |              | <b>118</b> | <b>7,042</b> | <b>304</b> | <b>6</b> | <b>3,536</b> | <b>2.59</b> | <b>.921</b> | <b>66-48-11</b> |
| Lehman           | 01-02        | 1          | 20           | 2          | 0        | 8            | 6.00        | .800        | 0-0-0           |
| Lehner           | 15-16        | 3          | 178          | 10         | 0        | 79           | 3.36        | .888        | 1-2-0           |
| Leighton         | 05-06        | 40         | 2,316        | 124        | 2        | 978          | 3.21        | .887        | 15-22-1         |
| Lemay            | 75-76        | 1          | 20           | 1          | 0        | --           | 3.00        | --          | 0-0-0           |
| Leslie           | 01-02        | 1          | 59           | 3          | 0        | 25           | 3.06        | .893        | 0-1-0           |
| Lieuwen          | 12-13        | 4          | 204          | 9          | 1        | 102          | 2.65        | .919        | 1-2-0           |
| Lieuwen          | 13-14        | 32         | 1,796        | 70         | 2        | 830          | 2.34        | .922        | 17-11-2         |
| Lieuwen          | 14-15        | 16         | 820          | 45         | 0        | 340          | 3.29        | .883        | 4-9-0           |
| Lieuwen          | 15-16        | 28         | 1,589        | 77         | 2        | 765          | 2.91        | .909        | 14-11-2         |
| <b>Totals</b>    |              | <b>80</b>  | <b>4,409</b> | <b>201</b> | <b>5</b> | <b>2,037</b> | <b>2.73</b> | <b>.910</b> | <b>36-33-4</b>  |
| Littman          | 89-90        | 14         | 681          | 37         | 0        | 270          | 3.26        | .879        | 5-6-1           |
| Littman          | 90-91        | 56         | 3,155        | 160        | 3        | 1,201        | 3.04        | .882        | 33-13-5         |
| Littman          | 91-92        | 60         | 3,498        | 172        | 3        | 1,557        | 2.95        | .901        | 28-20-9         |
| <b>Totals</b>    |              | <b>130</b> | <b>7,334</b> | <b>369</b> | <b>6</b> | <b>3,028</b> | <b>3.02</b> | <b>.891</b> | <b>66-39-15</b> |
| Lorenz           | 99-00        | 4          | 168          | 15         | 0        | 82           | 5.36        | .845        | 0-2-1           |
| <b>Luukkonen</b> | <b>18-19</b> | <b>1</b>   | <b>60</b>    | <b>2</b>   | <b>0</b> | <b>32</b>    | <b>2.00</b> | <b>.941</b> | <b>1-0-0</b>    |
|                  | <b>19-20</b> | <b>10</b>  | <b>610</b>   | <b>32</b>  | <b>0</b> | <b>221</b>   | <b>3.15</b> | <b>.874</b> | <b>3-4-3</b>    |
| <b>Totals</b>    |              | <b>11</b>  | <b>670</b>   | <b>34</b>  | <b>0</b> | <b>253</b>   | <b>3.04</b> | <b>.882</b> | <b>4-4-3</b>    |
| Luce             | 90-91        | 3          | 184          | 6          | 1        | 91           | 1.96        | .938        | 1-1-1           |
| MacIntyre        | 11-12        | 23         | 1,375        | 73         | 1        | 652          | 3.19        | .899        | 8-12-2          |
| Makarov          | 13-14        | 10         | 601          | 22         | 0        | 280          | 2.20        | .927        | 7-3-0           |
| Makarov          | 14-15        | 39         | 2,209        | 107        | 3        | 1,014        | 2.91        | .905        | 16-18-3         |
| Makarov          | 15-16        | 22         | 1,210        | 57         | 1        | 619          | 2.82        | .916        | 9-9-2           |
| <b>Totals</b>    |              | <b>71</b>  | <b>4,020</b> | <b>186</b> | <b>4</b> | <b>1,913</b> | <b>2.78</b> | <b>.911</b> | <b>32-30-5</b>  |
| Malarchuk        | 91-92        | 2          | 120          | 3          | 1        | 54           | 1.50        | .947        | 2-0-0           |
| Markstrom        | 10-11        | 37         | 2,174        | 108        | 1        | 1,051        | 2.98        | .907        | 16-20-1         |
| Marotta          | 14-15        | 1          | 20           | 2          | 0        | 9            | 6.00        | .818        | 0-0-0           |
| McNamara, B      | 83-84        | 5          | 171          | 15         | 0        | --           | 5.26        | --          | 1-1-0           |
| McNamara, B      | 84-85        | 12         | 561          | 53         | 0        | 254          | 5.87        | .827        | 3-7-0           |
| McNamara, B      | 85-86        | 8          | 334          | 31         | 0        | 131          | 5.56        | .809        | 0-5-0           |
| <b>Totals</b>    |              | <b>25</b>  | <b>1,066</b> | <b>99</b>  | <b>0</b> | <b>385</b>   | <b>5.57</b> | <b>--</b>   | <b>4-13-0</b>   |
| McNamara, G      | 59-60        | 2          | 120          | 13         | 0        | --           | 6.50        | --          | 0-2-0           |
| McNamara, G      | 60-61        | 1          | 60           | 5          | 0        | --           | 5.00        | --          | 0-1-0           |
| McNamara, G      | 62-63        | 32         | 1,922        | 123        | 1        | --           | 3.84        | --          | 9-19-3          |
| <b>Totals</b>    |              | <b>35</b>  | <b>2,102</b> | <b>141</b> | <b>1</b> | <b>--</b>    | <b>3.37</b> | <b>--</b>   | <b>9-22-3</b>   |
| McNeil           | 57-58        | 68         | 4,077        | 229        | 5        | --           | 3.37        | --          | 29-33-6         |
| McNeil           | 58-59        | 66         | 3,958        | 190        | 2        | --           | 2.88        | --          | 32-29-5         |
| <b>Totals</b>    |              | <b>134</b> | <b>8,035</b> | <b>419</b> | <b>7</b> | <b>--</b>    | <b>3.13</b> | <b>--</b>   | <b>61-62-11</b> |
| Menges           | 92-93        | 2          | 40           | 5          | 0        | 14           | 7.50        | .737        | 0-0-0           |
| Mezin            | 96-97        | 7          | 386          | 31         | 0        | 166          | 4.82        | .843        | 3-3-1           |
| Millar           | 69-70        | 11         | 577          | 52         | 0        | --           | 5.41        | --          | 0-6-3           |
| Miller           | 02-03        | 47         | 2,817        | 110        | 2        | 1,266        | 2.34        | .920        | 23-18-5         |
| Miller           | 03-04        | 60         | 3,579        | 132        | 5        | 1,628        | 2.21        | .925        | 27-25-7         |
| Miller           | 04-05        | 63         | 3,741        | 153        | 8        | 1,814        | 2.45        | .922        | 41-17-4         |



# HISTORY ALL-TIME GOALTENDERS STATS



## ALL-TIME GOALTENDERS

|               |       |            |               |            |           |              |             |             |                  |
|---------------|-------|------------|---------------|------------|-----------|--------------|-------------|-------------|------------------|
| Miller        | 05-06 | 2          | 120           | 5          | 0         | 40           | 2.50        | .889        | 1-1-0            |
| <b>Totals</b> |       | <b>172</b> | <b>10,257</b> | <b>400</b> | <b>15</b> | <b>4,748</b> | <b>2.34</b> | <b>.922</b> | <b>92-61-16</b>  |
| Mior          | 09-10 | 7          | 416           | 21         | 0         | 206          | 3.03        | .907        | 3-4-0            |
| Muse          | 16-17 | 14         | 741           | 38         | 1         | 369          | 3.08        | .907        | 3-8-0            |
| Myre          | 82-83 | 43         | 2,543         | 156        | 0         | --           | 3.68        | --          | 28-8-5           |
| Myre          | 83-84 | 33         | 1,803         | 104        | 3         | --           | 3.46        | --          | 19-9-1           |
| <b>Totals</b> |       | <b>76</b>  | <b>4,346</b>  | <b>260</b> | <b>3</b>  | <b>--</b>    | <b>3.59</b> | <b>--</b>   | <b>47-17-6</b>   |
| Nagle         | 14-15 | 2          | 119           | 9          | 0         | 79           | 4.53        | .886        | 0-2-0            |
| Noronen       | 99-00 | 54         | 3,089         | 112        | 6         | 1,296        | 2.18        | .920        | 33-13-4          |
| Noronen       | 00-01 | 47         | 2,753         | 100        | 4         | 1,043        | 2.18        | .913        | 26-15-5          |
| Noronen       | 01-02 | 45         | 2,764         | 115        | 3         | 1,102        | 2.50        | .906        | 16-17-12         |
| Noronen       | 02-03 | 19         | 1,169         | 55         | 2         | 513          | 2.82        | .903        | 5-9-5            |
| Noronen       | 05-06 | 2          | 121           | 6          | 0         | 53           | 2.99        | .898        | 0-2-0            |
| <b>Totals</b> |       | <b>167</b> | <b>9,896</b>  | <b>388</b> | <b>15</b> | <b>4,007</b> | <b>2.35</b> | <b>.912</b> | <b>80-56-26</b>  |
| Osaer         | 05-06 | 1          | 60            | 3          | 0         | 33           | 3.02        | .917        | 0-1-0            |
| Paavola       | 80-81 | 25         | 1,361         | 98         | 0         | --           | 4.32        | --          | 3-15-2           |
| Paavola       | 81-82 | 3          | 140           | 12         | 0         | --           | 5.16        | --          | 1-2-0            |
| <b>Totals</b> |       | <b>28</b>  | <b>1,501</b>  | <b>110</b> | <b>0</b>  | <b>--</b>    | <b>4.40</b> | <b>--</b>   | <b>4-17-2</b>    |
| Parent        | 95-96 | 2          | 90            | 6          | 0         | 42           | 4.02        | .875        | 0-1-0            |
| Parker        | 79-80 | 2          | 80            | 10         | 0         | --           | 7.50        | --          | 0-1-0            |
| Parro         | 77-78 | 46         | 2,696         | 164        | 0         | --           | 3.65        | --          | 25-16-3          |
| Parro         | 78-79 | 36         | 2,047         | 130        | 2         | --           | 3.81        | --          | 12-15-6          |
| <b>Totals</b> |       | <b>82</b>  | <b>4,743</b>  | <b>294</b> | <b>2</b>  | <b>--</b>    | <b>3.72</b> | <b>--</b>   | <b>37-31-9</b>   |
| Parson        | 93-94 | 3          | 176           | 12         | 0         | 61           | 4.10        | .836        | 1-2-0            |
| Pelletier     | 05-06 | 39         | 2,198         | 120        | 0         | 1,003        | 3.28        | .893        | 21-15-1          |
| Pelletier     | 06-07 | 4          | 244           | 10         | 0         | 120          | 2.46        | .917        | 4-0-0            |
| <b>Totals</b> |       | <b>43</b>  | <b>2,442</b>  | <b>130</b> | <b>0</b>  | <b>1,123</b> | <b>3.19</b> | <b>.887</b> | <b>25-15-1</b>   |
| Perno         | 96-97 | 2          | 38            | 1          | 0         | 7            | 1.60        | .875        | 0-0-0            |
| Perreault     | 56-57 | 24         | 1,440         | 66         | 3         | --           | 2.75        | --          | 16-7-0           |
| Perreault     | 62-63 | 10         | 600           | 27         | 0         | --           | 2.70        | --          | 4-4-2            |
| Perreault     | 65-66 | 41         | 2,361         | 121        | 3         | --           | 3.07        | --          | 26-12-1          |
| Perreault     | 66-67 | 54         | 3,149         | 158        | 4         | --           | 3.01        | --          | 28-19-5          |
| Perreault     | 67-68 | 57         | 3,101         | 149        | 6         | --           | 2.88        | --          | 29-16-7          |
| Perreault     | 68-69 | 19         | 913           | 63         | 0         | --           | 4.14        | --          | 5-9-2            |
| <b>Totals</b> |       | <b>205</b> | <b>11,564</b> | <b>584</b> | <b>16</b> | <b>--</b>    | <b>3.03</b> | <b>--</b>   | <b>108-67-17</b> |
| Peters        | 14-15 | 7          | 397           | 27         | 0         | 210          | 4.07        | .886        | 1-6-0            |
| Petizian      | 09-10 | 1          | 60            | 4          | 0         | 26           | 4.02        | .867        | 0-1-0            |
| Petizian      | 10-11 | 1          | 40            | 1          | 0         | 12           | 1.51        | .923        | 0-0-1            |
| <b>Totals</b> |       | <b>2</b>   | <b>100</b>    | <b>5</b>   | <b>0</b>  | <b>38</b>    | <b>3.00</b> | <b>.884</b> | <b>0-1-1</b>     |
| Pettie        | 76-77 | 43         | 2,464         | 131        | 2         | --           | 3.19        | --          | 25-15-1          |
| Pettie        | 77-78 | 32         | 1,899         | 107        | 2         | --           | 3.38        | --          | 16-12-4          |
| Pettie        | 78-79 | 9          | 453           | 39         | 0         | --           | 5.17        | --          | 0-7-1            |
| <b>Totals</b> |       | <b>84</b>  | <b>4,816</b>  | <b>277</b> | <b>4</b>  | <b>--</b>    | <b>3.45</b> | <b>--</b>   | <b>41-34-6</b>   |
| Plante        | 07-08 | 25         | 1,451         | 86         | 0         | 665          | 3.56        | .885        | 6-16-1           |
| Plante        | 08-09 | 19         | 904           | 49         | 0         | 452          | 3.25        | .902        | 5-10-1           |
| Plante        | 09-10 | 27         | 1,487         | 66         | 3         | 701          | 2.66        | .914        | 12-12-1          |
| Plante        | 10-11 | 35         | 1,942         | 101        | 1         | 1,003        | 3.12        | .909        | 13-17-2          |
| <b>Totals</b> |       | <b>106</b> | <b>5,784</b>  | <b>302</b> | <b>4</b>  | <b>2,821</b> | <b>3.13</b> | <b>.903</b> | <b>36-55-5</b>   |
| Puppa         | 85-86 | 20         | 1,092         | 79         | 0         | 540          | 4.34        | .872        | 8-11-0           |
| Puppa         | 86-87 | 57         | 3,129         | 146        | 1         | 1,319        | 2.80        | .900        | 33-14-6          |
| Puppa         | 87-88 | 26         | 1,415         | 65         | 2         | 624          | 2.76        | .906        | 14-8-2           |
| Puppa         | 91-92 | 2          | 119           | 9          | 0         | 44           | 4.54        | .830        | 0-2-0            |
| <b>Totals</b> |       | <b>105</b> | <b>5,755</b>  | <b>299</b> | <b>3</b>  | <b>2,527</b> | <b>3.12</b> | <b>.894</b> | <b>55-35-8</b>   |
| Pye           | 91-92 | 8          | 331           | 15         | 0         | 125          | 2.72        | .893        | 1-4-0            |
| Pye           | 92-93 | 26         | 1,426         | 107        | 0         | 686          | 4.50        | .865        | 9-14-2           |
| Pye           | 93-94 | 19         | 980           | 70         | 0         | 462          | 4.29        | .868        | 7-7-2            |
| <b>Totals</b> |       | <b>53</b>  | <b>2,737</b>  | <b>192</b> | <b>0</b>  | <b>1,273</b> | <b>4.21</b> | <b>.869</b> | <b>17-25-4</b>   |
| Raymond       | 94-95 | 29         | 1,593         | 92         | 0         | 751          | 3.47        | .891        | 13-10-4          |

# HISTORY ALL-TIME GOALTENDERS STATS



## ALL-TIME GOALTENDERS

|             |               |            |              |            |          |              |             |             |                 |
|-------------|---------------|------------|--------------|------------|----------|--------------|-------------|-------------|-----------------|
| Reece       | 74-75         | 42         | 2,486        | 121        | 1        | --           | 2.92        | --          | 19-16-7         |
| Reece       | 76-77         | 32         | 1,887        | 111        | 1        | --           | 3.53        | --          | 15-14-3         |
|             | <b>Totals</b> | <b>74</b>  | <b>4,373</b> | <b>232</b> | <b>2</b> | <b>--</b>    | <b>3.18</b> | <b>--</b>   | <b>34-30-10</b> |
| Rein        | 88-89         | 15         | 676          | 39         | 2        | 289          | 3.46        | .881        | 5-6-2           |
| Richards    | 87-88         | 7          | 270          | 18         | 0        | 106          | 4.00        | .855        | 1-1-2           |
| Salak       | 09-10         | 48         | 2,557        | 123        | 1        | 1,245        | 2.89        | .910        | 29-14-0         |
| Shantz      | 06-07         | 2          | 120          | 9          | 0        | 66           | 4.50        | .880        | 1-1-0           |
| Shantz      | 07-08         | 14         | 780          | 53         | 0        | 334          | 4.13        | .863        | 1-10-1          |
| Shantz      | 08-09         | 12         | 690          | 30         | 1        | 359          | 2.61        | .923        | 3-6-2           |
|             | <b>Totals</b> | <b>28</b>  | <b>1,590</b> | <b>92</b>  | <b>1</b> | <b>759</b>   | <b>3.48</b> | <b>.892</b> | <b>5-17-3</b>   |
| Shields     | 94-95         | 13         | 674          | 53         | 0        | 258          | 4.72        | .830        | 3-8-0           |
| Shields     | 95-96         | 43         | 2,356        | 140        | 1        | 1,148        | 3.56        | .891        | 20-17-2         |
| Shields     | 96-97         | 23         | 1,331        | 60         | 1        | 634          | 2.70        | .914        | 14-6-2          |
| Shields     | 97-98         | 1          | 59           | 3          | 0        | 23           | 3.05        | .809        | 0-1-0           |
|             | <b>Totals</b> | <b>80</b>  | <b>4,420</b> | <b>256</b> | <b>2</b> | <b>2,063</b> | <b>3.47</b> | <b>.890</b> | <b>37-32-4</b>  |
| Simmons     | 61-62         | 51         | 3,063        | 166        | 0        | --           | 3.30        | --          | 24-22-4         |
| Simmons     | 62-63         | 9          | 540          | 27         | 1        | --           | 3.00        | --          | 4-5-0           |
|             | <b>Totals</b> | <b>60</b>  | <b>3,603</b> | <b>193</b> | <b>1</b> | <b>--</b>    | <b>3.21</b> | <b>--</b>   | <b>28-27-4</b>  |
| Skudra      | 00-01         | 2          | 120          | 5          | 0        | 53           | 2.50        | .914        | 2-0-0           |
| Smith, Al   | 68-69         | 34         | 1,979        | 114        | 2        | --           | 3.45        | --          | 14-14-5         |
| Smith, Gary | 64-65         | 1          | 2            | 0          | 0        | --           | 0.00        | --          | 0-0-0           |
| Smith, Gary | 65-66         | 37         | 2,038        | 97         | 2        | --           | 2.86        | --          | 20-9-4          |
| Smith, Gary | 66-67         | 17         | 871          | 38         | 1        | --           | 2.61        | --          | 7-4-4           |
|             | <b>Totals</b> | <b>55</b>  | <b>2,911</b> | <b>135</b> | <b>3</b> | <b>--</b>    | <b>2.78</b> | <b>--</b>   | <b>27-13-8</b>  |
| Sneddon     | 73-74         | 31         | 1,810        | 114        | 1        | --           | 3.78        | --          | 15-9-6          |
| Sneddon     | 74-75         | 34         | 1,930        | 101        | 0        | --           | 3.14        | --          | 22-7-2          |
|             | <b>Totals</b> | <b>65</b>  | <b>3,740</b> | <b>215</b> | <b>1</b> | <b>--</b>    | <b>3.45</b> | <b>--</b>   | <b>37-16-8</b>  |
| Soderstrom  | 96-97         | 2          | 120          | 8          | 0        | 49           | 4.00        | .860        | 2-0-0           |
| Stauber     | 95-96         | 16         | 833          | 49         | 0        | 421          | 3.53        | .896        | 6-7-1           |
| Tanner      | 95-96         | 10         | 579          | 38         | 0        | 253          | 3.94        | .869        | 3-6-1           |
| Trefilov    | 95-96         | 5          | 299          | 13         | 0        | 125          | 2.61        | .906        | 4-1-0           |
| Trefilov    | 97-98         | 3          | 138          | 6          | 0        | 73           | 2.59        | .910        | 1-0-1           |
|             | <b>Totals</b> | <b>8</b>   | <b>437</b>   | <b>19</b>  | <b>0</b> | <b>198</b>   | <b>2.60</b> | <b>.910</b> | <b>5-1-1</b>    |
| Tremblay    | 84-85         | 33         | 1,816        | 115        | 0        | 755          | 3.80        | .868        | 13-10-8         |
| Ullmark     | 15-16         | 28         | 1,582        | 90         | 0        | 831          | 3.41        | .902        | 10-16-0         |
| Ullmark     | 16-17         | 55         | 3,202        | 153        | 1        | 1,525        | 2.87        | .909        | 26-27-2         |
| Ullmark     | 17-18         | 44         | 2,579        | 105        | 2        | 1,242        | 2.44        | .922        | 21-12-10        |
|             | <b>Totals</b> | <b>127</b> | <b>7,363</b> | <b>348</b> | <b>3</b> | <b>3,598</b> | <b>2.84</b> | <b>.912</b> | <b>57-55-12</b> |
| Wakaluk     | 86-87         | 11         | 546          | 26         | 0        | 262          | 2.86        | .910        | 2-2-3           |
| Wakaluk     | 87-88         | 55         | 2,763        | 159        | 0        | 1,178        | 3.45        | .881        | 27-15-3         |
| Wakaluk     | 88-89         | 33         | 1,566        | 97         | 1        | 645          | 3.72        | .869        | 11-14-0         |
| Wakaluk     | 89-90         | 56         | 3,095        | 173        | 2        | 1,307        | 3.35        | .883        | 31-16-4         |
| Wakaluk     | 90-91         | 26         | 1,362        | 68         | 4        | 615          | 2.99        | .900        | 10-10-3         |
|             | <b>Totals</b> | <b>181</b> | <b>9,332</b> | <b>523</b> | <b>7</b> | <b>4,007</b> | <b>3.36</b> | <b>.884</b> | <b>81-57-13</b> |
| Walsh       | 79-80         | 50         | 2,889        | 196        | 0        | --           | 4.07        | --          | 17-27-5         |
| Wamsley     | 59-60         | 2          | 120          | 7          | 0        | --           | 3.50        | --          | 0-1-1           |
| Wedgewood   | 18-19         | 48         | 2,712        | 121        | 5        | 1,195        | 2.68        | .908        | 28-14-2         |
| Wetzel      | 67-68         | 10         | 495          | 28         | 1        | --           | 3.39        | --          | 4-2-2           |
| Whidden     | 69-70         | 59         | 3,248        | 221        | 0        | --           | 4.08        | --          | 17-28-11        |
| Wilcox      | 17-18         | 29         | 1,655        | 77         | 0        | 719          | 2.79        | .903        | 12-7-7          |
| Wilcox      | 18-19         | 28         | 1,531        | 72         | 0        | 618          | 2.82        | .896        | 13-8-5          |
|             | <b>Totals</b> | <b>57</b>  | <b>3,186</b> | <b>149</b> | <b>0</b> | <b>1,337</b> | <b>2.81</b> | <b>.900</b> | <b>25-15-12</b> |
| Wood        | 68-69         | 18         | 1,012        | 64         | 0        | --           | 3.79        | --          | 5-10-1          |
| Zimmerman   | 67-68         | 13         | 584          | 40         | 1        | --           | 4.19        | --          | 4-6-0           |
| Zimmerman   | 68-69         | 11         | 533          | 48         | 0        | --           | 5.40        | --          | 1-5-3           |
| Zimmerman   | 70-71         | 25         | 1,288        | 81         | 0        | --           | 3.77        | --          | 7-13-1          |
| Zimmerman   | 71-72         | 42         | 2,177        | 127        | 1        | --           | 3.50        | --          | 15-16-5         |



# HISTORY ALL-TIME GOALTENDERS STATS



## ALL-TIME GOALTENDERS

|           |               |            |               |            |          |           |             |           |                 |
|-----------|---------------|------------|---------------|------------|----------|-----------|-------------|-----------|-----------------|
| Zimmerman | 72-73         | 58         | 3,254         | 192        | 2        | --        | 3.54        | --        | 24-23-9         |
| Zimmerman | 73-74         | 46         | 2,752         | 133        | 1        | --        | 2.90        | --        | 27-12-7         |
|           | <b>Totals</b> | <b>195</b> | <b>10,588</b> | <b>621</b> | <b>5</b> | <b>--</b> | <b>3.52</b> | <b>--</b> | <b>78-75-25</b> |

*Red Bold indicates played for the Amerks last season.*

*\* Gerry Cheevers' minutes played in 1961-62 may include five games played with Pittsburgh.*



# HISTORY AHL ALL-TIME LEADERS



## GAMES PLAYED

| Player                    | Record       |
|---------------------------|--------------|
| <b>1. Willie Marshall</b> | <b>1,205</b> |
| 2. Fred Glover            | 1,201        |
| 3. Bryan Helmer           | 1,117        |
| 4. Harry Pidhirny         | 1,071        |
| <b>5. Mike Nykoluk</b>    | <b>1,069</b> |
| <b>6. Jody Gage</b>       | <b>1,038</b> |
| 7. Rob Murray             | 1,018        |
| 8. Bill Needham           | 981          |
| 9. Ken Gernander          | 973          |
| 10. Jim Bartlett          | 955          |

## GOALS

| Player                    | Record     |
|---------------------------|------------|
| <b>1. Willie Marshall</b> | <b>523</b> |
| 2. Fred Glover            | 520        |
| <b>3. Jody Gage</b>       | <b>504</b> |
| <b>4. Dick Gamble</b>     | <b>468</b> |
| 5. Jimmy Anderson         | 426        |
| 6. Harry Pidhirny         | 376        |
| 7. Alexandre Giroux       | 368        |
| 8. Mitch Lamoureux        | 364        |
| 9. Jim Bartlett           | 360        |
| 10. Tim Tookey            | 353        |

## ASSISTS

| Player                    | Record     |
|---------------------------|------------|
| <b>1. Willie Marshall</b> | <b>852</b> |
| 2. Fred Glover            | 814        |
| <b>3. Mike Nykoluk</b>    | <b>686</b> |
| 4. Tim Tookey             | 621        |
| 5. Keith Aucoin           | 581        |
| <b>6. Art Stratton</b>    | <b>555</b> |
| <b>7. Jody Gage</b>       | <b>544</b> |
| 8. Peter White            | 533        |
| <b>9. Bill Sweeney</b>    | <b>510</b> |
| 10. Darren Haydar         | 496        |

## PENALTY MINUTES

| Player                     | Record       |
|----------------------------|--------------|
| 1. Dennis Bonvie           | 4,290        |
| 2. Rob Murray              | 2,940        |
| <b>3. Peter Vandermeer</b> | <b>2,772</b> |
| 4. Francis Lessard         | 2,682        |
| 5. Shawn Thornton          | 2,478        |
| 6. Fred Glover             | 2,402        |
| 7. Brent Thompson          | 2,084        |
| <b>8. Serge Roberge</b>    | <b>1,974</b> |
| 9. Greg Smyth              | 1,970        |
| 10. Rocky Thompson         | 1,919        |

## WINS

| Player                  | Record      |
|-------------------------|-------------|
| 1. Johnny Bower         | 359         |
| 2. Marcel Paille        | 349         |
| 3. Gil Mayer            | *346        |
| 4. Harvey Bennett       | 260         |
| 5. Frederic Cassivi     | 232         |
| <b>6. Bob Perreault</b> | <b>*229</b> |
| 7. Gord Henry           | 226         |
| 8. Red Almas            | 218         |
| 9. Nick Damore          | 211         |
| 10. Neil Little         | 203         |

## POINTS

| Player                    | Record       |
|---------------------------|--------------|
| <b>1. Willie Marshall</b> | <b>1,375</b> |
| 2. Fred Glover            | 1,334        |
| <b>3. Jody Gage</b>       | <b>1,048</b> |
| 4. Tim Tookey             | 974          |
| <b>5. Dick Gamble</b>     | <b>892</b>   |
| <b>6. Mike Nykoluk</b>    | <b>881</b>   |
| 7. Keith Aucoin           | 857          |
| 8. Harry Pidhirny         | 829          |
| 9. Jimmy Anderson         | 821          |
| 10. Mitch Lamoureux       | 816          |

Red Bold indicates former Amerk players

\*Does not include totals from 1958-59 (Hershey)



# HISTORY HALL OF FAME



## CLASS OF 1986

**AL ARBOUR**  
Defenseman, 1962-67

**NORMAN "RED" ARMSTRONG**  
Right Wing, 1962-71

**JOE CROZIER**  
Coach, 1963-68; 1983-84  
General Manager, 1964-68

**DICK GAMBLE**  
Left Wing, 1961-70  
General Manager, 1968-71

**BRONCO HORVATH**  
Center, 1956-57; 1962-69

**BOBBY PERREAULT**  
Goaltender, 1956-57; 1962-63; 1965-66

**DARRYL SLY**  
Defenseman, 1960-68; 1970-71; 1972-1974

**HANS TANNER**  
Reporter/Historian, 1956-77

## CLASS OF 1987

**GERRY CHEEVERS**  
Goaltender, 1961-65

**DON CHERRY**  
Player, 1963-69; 1971-72  
Coach, 1972-74  
General Manager, 1972-74

**GERRY EHMAN**  
Right Wing, 1960-67

## CLASS OF 1988

**ROBERT W. CLARKE**  
Franchise Organizer

**JOHN DEN HAMER**  
Director of Operations, 1972-79

**LES DUFF**  
Left Wing, 1963-70

**STAN SMRKE**  
Left Wing, 1957-58; 1959-67

## CLASS OF 1989

**GORDIE CLARK**  
Right Wing, 1974-78

**DOUG GIBSON**  
Center, 1974-77

## CLASS OF 1990

**BARRY MERRELL**  
Center, 1972-77

## CLASS OF 1991

**DUANE RUPP**  
Defenseman, 1963-67; 1975-77  
Coach, 1976-79

**GEORGE BERGANTZ**  
General Manager, 1979-88

## CLASS OF 1992

**RON GARWASIUK**  
Left Wing, 1974-80

## CLASS OF 1993

**GEORDIE ROBERTSON**  
Center, 1979-85; 1988-89

**STEVE KRAFTCHECK**  
Defenseman, 1958-62  
Coach, 1958-61

**AL DEETH**  
Press Box Statistician, 1960-72  
Official Scorer, 1972-83

## CLASS OF 1994

**MIKE KEENAN**  
Coach, 1980-83

## CLASS OF 1996

**JIM PAPPIN**  
Right Wing, 1960-68

**BILL GIVENS**  
Broadcaster, 1964-72

## CLASS OF 1998

**JIM HOFFORD**  
Defenseman, 1984-90

**SAM TOTH**  
Contributor

## CLASS OF 1999

**JODY GAGE**  
Right Wing, 1985-96  
General Manager, 1996-2009

## CLASS OF 2000

**JACQUES CLOUTIER**  
Goaltender, 1980-86; 1988-89

**MAL DAVIS**  
Right Wing, 1981-86

**JOHN VAN BOXMEER**  
Coach, 1984-90; 1992-95

## CLASS OF 2001

**JIM JACKSON**  
Right Wing, 1985-1990

**CHARLIE MASON**  
Zamboni Driver/Building Employee,  
1955-2003

## CLASS OF 2002

**BOB MONGRAIN**  
Center, 1979-84

## CLASS OF 2003

**DAN FRAWLEY**  
Right Wing, 1990-93; 1995-98

**ED HOUSE**  
Contributor

## CLASS OF 2004

**DAVE FENYVES**  
Defenseman, 1980-85; 1986-87

## CLASS OF 2005

**DON MCSWEEN**  
Defenseman, 1987-92

## CLASS OF 2006

**SCOTT METCALFE**  
Center, 1987-91; 1993-98

## CLASS OF 2007

**JOHN BEDNARSKI**  
Defenseman, 1972-73; 1980-81  
Color Commentator, 1985-2005  
& Humanitarian

## CLASS OF 2008

**GATES ORLANDO**  
Center, 1983-88

**CRAIG CHARRON**  
Center, 1995-1998; 2000-02



# HISTORY HALL OF FAME



## CLASS OF 2009

**LARRY HILLMAN**  
Defenseman, 1961-62; 1963-68

## CLASS OF 2010

**RANDY CUNNEYWORTH**  
Left Wing, 1980-85; 1998-00  
Head Coach, 2000-08, 2015-16

**JIM WIEMER**  
Defenseman, 1981-85; 1994-95

**KENT WEISBECK**  
Athletic Trainer, 1985-Present

## CLASS OF 2011

**DOUG HOUDA**  
Defenseman, 1995-96, 1999-03  
Assistant Coach, 2003-06

**DON STEVENS**  
Broadcaster, 1986-Present

## CLASS OF 2012

**RICK PAGNUTTI**  
Defenseman, 1972-76

**DARCY WAKALUK**  
Goaltender, 1986-91

## CLASS OF 2013

**DANE JACKSON**  
Right Wing, 1995-99, 1999-01

**RICH FUNKE**  
Television Sports/News Anchor,  
1971-2012

## CLASS OF 2014

**MIKE HURLBUT**  
Defenseman, 1997-98, 2001-02

## CLASS OF 2015

**CHRIS TAYLOR**  
Center, 1999-06, 2009-11  
Head Coach, 2017-Present

## CLASS OF 2016

**RICHIE DUNN**  
Defenseman, 1985-90

**DAREN PUPPA**  
Goaltender, 1985-88, 1991

**AMERKS BOOSTER CLUB**  
1966 - Present

## CLASS OF 2017

**KEVIN OKLOBZIJA**  
Team Reporter, 1985-16

**SCOTT NICHOL**  
Center, 1994-00

## CLASS OF 2018

**MARTIN BIRON**  
Goaltender, 1997-01

## CLASS OF 2019

**DOUG JANIK**  
Defenseman, 2001-06

**STEVE LANGDON**  
Right Wing, 1974-79

## CLASS OF 2020

**DOMENIC PITTIS**  
CENTER, 1998-2000; 2003-04

## RETIRED JERSEYS

**#6**  
Norman "Red" Armstrong  
Number Retired: December 20, 1974  
Banner Raised: October 11, 1985

**#9**  
Dick Gamble  
March 19, 1999

**#9**  
Jody Gage  
March 19, 1999





# HISTORY AMERKS ALUMNI



## A

| Player                 | Years  |
|------------------------|--|
| ADAM, Luke             | 11-12, 12-13, 13-14, 14-15   |
| ADDUONO, Jeremy        | 99-00, 00-01, 01-02  |
| ADDUONO, Rick          | 75-76, 76-77, 77-78  |
| AFINOGENOV, Maxim      | 99-00  |
| AIKINS, Justin         | 07-08  |
| AKESON, Jason          | 15-16  |
| ALDCORN, Gary          | 56-57, 57-58, 58-59  |
| ALDOUS, Chris          | 99-00  |
| ALDRED, Jim            | 83-84, 84-85, 85-86  |
| ALIU, Akim             | 14-15  |
| ALLEN, Conor           | 17-18  |
| AMBROZIAK, Peter       | 91-92, 92-93, 93-94, 94-95   |
| AMODEO, Mike           | 75-76  |
| ANDERSON, Brad         | 77-78  |
| ANDERSON, Craig        | 2006-07  |
| ANDERSON, Earl         | 76-77, 77-78   |
| ANDERSON, Mike         | 85-86  |
| ANDERSON, Murray       | 70-71  |
| ANDERSON, Shawn        | 86-87, 87-88, 88-89, 89-90   |
| ANDERSSON, Mikael      | 85-86, 86-87, 87-88, 88-89   |
| ANGOTTI, Lou           | 62-63, 63-64   |
| ANNABLE, John          | 56-57  |
| <b>AQUIN, Pascal</b>   | <b>18-19, 19-20</b>  |
| ARBOUR, Al             | 62-63, 63-64, 64-65, 65-66, 66-67                                    |
| ARMIA, Joel            | 13-14, 14-15   |
| ARMSTRONG, Bob         | 62-63  |
| ARMSTRONG, Norm        | 62-63, 63-64, 64-65, 65-66, 66-67, 67-68, 68-69, 69-70, 70-71, 72-73 |
| ARMY, Bill             | 80-81  |
| ASKEY, Tom             | 00-01, 01-02, 02-03, 03-04, 04-05                                    |
| ASMUNDSON, Freeman     | 64-65  |
| <b>ASPLUND, Rasmus</b> | <b>18-19, 19-20</b>  |
| ASTLEY, Mark           | 94-95  |
| ASTON, Peter           | 07-08, 08-09, 09-10  |
| ATTWELL, Ron           | 57-58  |
| ATWAL, Arvin           | 17-18, 18-19   |
| AUBRY, Pierre          | 80-81  |
| AUBRY, Serge           | 70-71, 71-72   |
| AUDETTE, Donald        | 89-90, 90-91, 92-93  |
| AUGE, Les              | 75-76  |
| AUSTIN, Brady          | 14-15, 15-16, 16-17  |
| AVIANI, Mike           | 16-17  |

## B

| Player           | Years                      |
|------------------|----------------------------|
| BABIUK, Ed       | 59-60, 62-63, 63-64        |
| BACKSTROM, Ralph | 57-58                      |
| BAGNALL, Drew    | 13-14, 14-15               |
| BAIER, Paul      | 07-08, 10-11               |
| BAILEN, Nick     | 12-13                      |
| BAILEY, Justin   | 15-16, 16-17, 17-18, 18-19 |
| BAILEY, Kyle     | 11-12                      |
| BAKER, Kevin     | 08-09                      |
| BALES, Mike      | 97-98                      |
| BALFOUR, Earl    | 56-57, 57-58               |
| BALFOUR, Murray  | 58-59                      |
| BANIKA, Cory     | 93-94                      |
| BAPTISTE, Nick   | 15-16, 16-17, 17-18        |
| BARLOW, Bob      | 67-68                      |
| BARNABY, Matthew | 93-94, 94-95               |
| BARRASSO, Tom    | 84-85                      |

## B continued

|                        |                                   |
|------------------------|-----------------------------------|
| BARRETT, Paul          | 78-79                             |
| BARRIE, Mike           | 94-95                             |
| BARTOVIC, Milan        | 00-01, 01-02, 02-03, 03-04, 04-05 |
| BASEGGIO, Dave         | 89-90, 90-91, 91-92               |
| BATTAGLIA, Bates       | 10-11                             |
| BAUMAN, Gary           | 67-68                             |
| BAUN, Bob              | 56-57                             |
| BAVIS, Mike            | 93-94, 94-95                      |
| BAYLIS, Ted            | 65-66                             |
| BEATON, Kevin          | 85-86                             |
| BEATTIE, Jason         | 12-13                             |
| BEAUDOIN, Mathieu      | 07-08                             |
| BEAVERSON, Luke        | 07-08, 08-09, 09-10               |
| BECKFORD-TSEU, Chris   | 08-09, 09-10                      |
| BEDARD, Jim            | 79-80                             |
| BEDNAR, Jared          | 97-98                             |
| BEDNARSKI, John        | 72-73, 80-81                      |
| BENAZIC, Cal           | 94-95                             |
| BENDICKSON, Aaron      | 10-11                             |
| BENNETT, Bill          | 77-78, 78-79                      |
| BENNETT, Mac           | 16-17                             |
| BENNETT, Ryan          | 04-05                             |
| BERKHOEL, Adam         | 06-07                             |
| BERNARD, Mark          | 92-93                             |
| BERNHARDT, Tim         | 81-82                             |
| BEST, Bill             | 74-75                             |
| BEVERIDGE, Craig       | 69-70, 70-71                      |
| BIEGA, Alex            | 11-12, 12-13                      |
| BIENVENUE, Daniel      | 97-98                             |
| BIGGS, Don             | 90-91                             |
| BILOTTO, NIC           | 02-03                             |
| BIRON, Martin          | 97-98, 98-99, 99-00, 00-01        |
| BISHOP, Hunter         | 12-13                             |
| BAIER, Eric            | 16-17                             |
| BLACK, James           | 93-94                             |
| BLACKBURN, Bob         | 71-72                             |
| BLACKBURN, Don         | 66-67, 70-71                      |
| BLACKWATER, Judd       | 08-09                             |
| BLACKWELL, Colin       | 17-18                             |
| BLAD, Brian            | 93-94                             |
| BLOCK, Ken             | 67-68, 68-69, 69-70, 70-71, 71-72 |
| BLOOD, Bob             | 78-79                             |
| BLUE, John             | 95-96                             |
| BODAK, Bob             | 83-84                             |
| BODDY, Greg            | 71-72                             |
| BODIE, Mat             | 16-17                             |
| BOH, Aaron             | 95-96                             |
| BOIKOV, Alexandre      | 98-99                             |
| BOISVERT, Gil          | 56-57                             |
| BOLAND, Mike           | 79-80, 80-81                      |
| BOLIBRUCK, Kevin       | 00-01, 02-03                      |
| BOLTON, Hugh           | 57-58                             |
| BONAR, Graeme          | 88-89                             |
| BONIN, Marcel          | 58-59                             |
| BONIS, Kyle            | 16-17                             |
| BONNEAU, Jimmy         | 09-10                             |
| <b>BOOMHOWER, Shaw</b> | <b>19-20</b>                      |
| BOOTH, David           | 06-07                             |
| BOOTH, Derek           | 93-94                             |
| BORDSON, Rob           | 11-12                             |
| <b>BORGEN, Will</b>    | <b>17-18, 18-19, 19-20</b>        |
| BOSTON, Scott          | 94-95                             |
| BOTTERILL, Jason       | 02-03, 03-04, 04-05               |



# HISTORY AMERKS ALUMNI



## B continued

|                        |                                   |
|------------------------|-----------------------------------|
| BOULTON, Eric          | 99-00                             |
| BOUCHARD, Dick         | 58-59                             |
| BOUCHER, Philippe      | 92-93, 93-94, 94-95               |
| BOWLES, Brian          | 73-74                             |
| BOWMAN, Collin         | 15-16                             |
| BOYCE, Ian             | 90-91, 91-92                      |
| BOYCHUK, Riley         | 11-12                             |
| BOYER, Wally           | 60-61, 61-62, 63-64, 64-65, 65-66 |
| BUCKLEY, Tom           | 99-00                             |
| BRADLEY, John          | 91-92                             |
| BRADY, Ian             | 16-17                             |
| BRASSARD, Gaston       | 62-63                             |
| BRASSARD, Gus          | 63-64                             |
| BREDIN, Gary           | 71-72, 73-74                      |
| BREEN, Mike            | 79-80, 80-81                      |
| BRENNAN, T.J.          | 11-12, 12-13                      |
| BRENNEMAN, John        | 66-67                             |
| BREWER, Carl           | 58-59                             |
| BRIGHT, Chris          | 93-94                             |
| BRINDLEY, Doug         | 71-72                             |
| BRINDLEY, Ryan         | 00-01, 01-02                      |
| BRINE, David           | 06-07, 07-08, 08-09, 09-10        |
| BRODERICK, Ken         | 74-75, 75-76                      |
| BRODEUR, Mike          | 08-09                             |
| BROOKS, Ross           | 75-76                             |
| BROWN, Arnie           | 61-62, 62-63, 63-64               |
| BROWN, Cam             | 92-93                             |
| BROWN, Curtis          | 95-96, 96-97                      |
| BROWN, Greg            | 90-91, 91-92, 92-93               |
| BROWNSCHIDLE, Jack     | 86-87                             |
| BRUBAKER, Jeff         | 78-79                             |
| BRUNEL, Craig          | 00-01                             |
| BRYDGES, Paul          | 86-87, 87-88, 88-89               |
| <b>BRYSON, Jacob</b>   | <b>19-20</b>                      |
| BURCHELL, Skippy       | 57-58                             |
| BURNS, Gary            | 78-79, 84-85                      |
| BURRIDGE, Randy        | 97-98                             |
| BURROWES, Guy          | 72-73                             |
| BUSENBURG, Marc        | 00-01, 01-02                      |
| BUTLER, Doug           | 78-79                             |
| BUTLER, Ross           | 73-74                             |
| BURGDORFER, Erik       | 16-17                             |
| BURT, Cameron          | 14-15                             |
| <b>BURTON, Jarrett</b> | <b>19-20</b>                      |
| BURTON, Jim            | 86-87                             |
| BYERS, Mike            | 67-68, 76-77                      |
| BYLSMA, Dan            | 92-93                             |

## C

| Player            | Years                      |
|-------------------|----------------------------|
| CAINES, Doug      | 80-81                      |
| CALDER, Adam      | 99-00, 01-02               |
| CALLA, Brady      | 07-08, 08-09, 09-10, 10-11 |
| CALLAHAN, Joe     | 10-11                      |
| CAMPBELL, Brian   | 98-99, 99-00, 00-01, 01-02 |
| CAMPBELL, Gregory | 05-06                      |
| CAMPBELL, Scott   | 94-95                      |
| CAMPBELL, Scott   | 11-12                      |
| CANTU, Kris       | 97-98                      |
| CAPELLO, Jeff     | 87-88, 88-89               |

## C continued

|                     |   |
|---------------------|---|
| CAPSON, Greg        | 93-94   |
| CARD, Mike          | 06-07, 07-08                                    |
| CARLETON, Wayne     | 66-67, 68-69                                    |
| CARLSON, Ross       | 08-09   |
| CARNEY, Keith       | 91-92, 92-93                                    |
| CARR, Gary          | 76-77, 77-78, 78-79                             |
| CARRIER, William    | 14-15, 15-16, 16-17                             |
| CARTER, Billy       | 56-57, 57-58, 58-59                             |
| CARTER, Ron         | 80-81, 81-82                                    |
| CARUSO, Mike        | 08-09, 09-10, 10-11                             |
| CASSIDY, Tom        | 78-79   |
| CASSELMAN, Mike     | 97-98   |
| CATENACCI, Dan      | 12-13, 13-14, 14-15, 15-16, 16-17               |
| CERNICH, Kord       | 92-93   |
| CHADWICK, Ed        | 59-60, 60-61                                    |
| CHAMPAGNE, Andre    | 63-64, 65-66, 67-68, 68-69, 69-70               |
| CHAPMAN, BRIAN      | 03-04   |
| CHAPMAN, Josh       | 15-16   |
| CHARRON, Craig      | 95-96, 96-97, 97-98, 00-01, 01-02               |
| CHEEVERS, Gerry     | 61-62, 62-63, 63-64, 64-65                      |
| CHERRY, Don         | 63-64, 64-65, 65-66, 66-67, 67-68, 68-69, 71-72 |
| CHEVERIE, Marc      | 10-11   |
| CHIASSON, Dominic   | 01-02   |
| CHIPCHASE, Jack     | 63-64, 67-68, 68-69, 69-70                      |
| CHIPPERFIELD, Ron   | 80-81   |
| CIAVAGLIA, Peter    | 91-92, 92-93                                    |
| CIERNY, Jozef       | 92-93   |
| CIESLA, Hank        | 59-60, 60-61                                    |
| CIPOLLA, Jason      | 99-00, 00-01                                    |
| CIRONE, Jason       | 95-96   |
| CLACKSON, Chris     | 10-11, 11-12                                    |
| CLAIRMONT, Wayne    | 69-70   |
| CLANCY, Terry       | 63-64, 64-65, 66-67                             |
| CLAPTON, Marty      | 01-02   |
| CLARK, Gordie       | 74-75, 75-76, 76-77, 77-78                      |
| CLARK, Neil         | 65-66   |
| CLARK, Neil         | 08-09   |
| CLOUTIER, Jacques   | 80-81, 81-82, 82-83, 83-84, 84-85, 85-86, 88-89 |
| CLOUTIER, Real      | 84-85   |
| COLLEY, Kevin       | 01-02   |
| COLLINS, Gary       | 56-57, 57-58                                    |
| COLLINS, Dan        | 07-08, 08-09, 09-10                             |
| COMRIE, Adam        | 10-11   |
| CONACHER, Brian     | 61-62, 65-66, 67-68                             |
| CONACHER, Cory      | 10-11   |
| CONN, Rob           | 95-96   |
| CONROY, Al          | 86-87   |
| COOK, Bob           | 67-68, 68-69, 69-70, 70-71                      |
| COOLEY, Gaye        | 72-73   |
| COOPER, David       | 93-94, 94-95, 95-96                             |
| COPELAND, Todd      | 94-95   |
| CORBETT, Mike       | 63-64   |
| CORKUM, Bob         | 89-90, 90-91, 91-92                             |
| <b>CORNEL, Eric</b> | <b>14-15, 15-16, 16-17, 17-18, 18-19, 19-20</b> |
| CORRIGAN, Mike      | 65-66, 66-67                                    |
| COTE, Alain         | 80-81   |
| COTE, Roger         | 59-60, 60-61, 61-62                             |
| COUGHLIN, Kevin     | 78-79   |
| COWELL, Jim         | 80-81   |
| CRAIG, Bob          | 72-73   |



# HISTORY AMERKS ALUMNI



## C continued

|                    |  |
|--------------------|--|
| CRAIG, Mike        | 84-85, 85-86, 86-87                                |
| CRAWFORD, Louis    | 82-83, 83-84, 84-85                                |
| CRAWFORD, Nick     | 11-12, 12-13, 13-14                                |
| CREIGHTON, Adam    | 84-85, 85-86                                       |
| CREIGHTON, Dave    | 58-59, 59-60, 60-61                                |
| CREMA, Troy        | 16-17  |
| CRESSMAN, Glen     | 56-67  |
| CRISCUOLO, Kyle    | 17-18, 18-19                                       |
| CRONIN, Tom        | 85-86  |
| CROWLEY, Paul      | 79-80, 80-81                                       |
| CROZIER, Joe       | 59-60, 60-61                                       |
| CULLEN, Barry      | 56-57  |
| CULLEN, Brian      | 56-57  |
| CULLEN, David      | 03-04, 04-05, 05-06                                |
| CULLEN, Mark       | 10-11  |
| CULLIMORE, Jassen  | 07-08  |
| CUNNEYWORTH, Randy | 80-81, 81-82, 82-83, 83-84,<br>84-85, 98-99, 99-00 |
| CUNNIFF, John      | 71-72  |
| CURRAN, Brian      | 90-91, 91-92                                       |
| CURRAN, Mike       | 76-77  |
| CURRY, Floyd       | 58-59  |
| CYR, Ray           | 57-58  |

## D

| Player                     | Years                             |
|----------------------------|-----------------------------------|
| DADONOV, Evgeny            | 09-10, 10-11                      |
| DALPE, Zac                 | 14-15                             |
| D'AMIGO, Jerry             | 14-15, 15-16                      |
| DANFORTH, Justin           | 16-17, 17-18                      |
| DANIELS, Kimbi             | 96-97                             |
| DASKALAKIS, Cleon          | 87-88                             |
| DAUBENSPECK, Kirk          | 99-00, 00-01                      |
| DAVID, Richard             | 80-81                             |
| DAVIDSON, Matt             | 97-98, 98-99, 99-00               |
| DAVIS, Mal                 | 81-82, 82-83, 83-84, 84-85, 85-86 |
| DAWE, Jason                | 93-94, 94-95, 95-96, 03-04        |
| <b>DEA, Jean-Sebastien</b> | <b>19-20</b>                      |
| DeGRAY, Dale               | 89-90, 90-91                      |
| DeGRAY, John               | 09-10                             |
| DEL MONTE, Dion            | 99-00                             |
| DEL MONTE, Ryan            | 10-11                             |
| DELMORE, Andy              | 03-04                             |
| DENNIS, Adam               | 06-07, 07-08                      |
| DERKSEN, Duane             | 93-94                             |
| DESCHENES, Frederic        | 96-97                             |
| DESLAURIERS, Jacques       | 56-57                             |
| DESLAURIERS, Nick          | 13-14                             |
| DICKSON, John-Scott        | 09-10                             |
| DILLABOUGH, Bob            | 70-71                             |
| DINEEN, Bill               | 61-62                             |
| DiVITA, David              | 91-92, 92-93                      |
| DONALDSON, Mike            | 60-61, 61-62                      |
| DONNELLY, Mike             | 88-89, 89-90                      |
| DONOVAN, Matt              | 15-16                             |
| DOREY, Jim                 | 67-68                             |
| DORMAN, Rick               | 78-79                             |
| DOUGHERTY, Jack            | 18-19                             |
| DOUGLAS, Kent              | 63-64, 66-67, 69-70               |

## D continued

|                   |  |
|-------------------|--|
| DRADER, Daryl     | 77-78, 78-79, 79-80, 80-81                         |
| DRAPER, Bruce     | 61-62, 62-63                                       |
| DRAPER, Tom       | 91-92, 92-93, 98-99                                |
| DROLET, Rene      | 75-76, 76-77, 77-78                                |
| DRYDEN, Dave      | 61-62  |
| DUBUC, Michael    | 10-11  |
| DUCO, Michael     | 08-09, 09-10, 10-11                                |
| DUFF, Les         | 63-64, 64-65, 65-66, 66-67, 67-68,<br>68-69, 69-70 |
| DUFFY, Matt       | 08-09, 09-10                                       |
| DUFRESNE, Sylvain | 04-05, 05-06                                       |
| DUMONT, J.P.      | 99-00  |
| DUNCAN, Bob       | 56-57  |
| DUNN, Dave        | 70-71, 71-72                                       |
| DUNN, Richie      | 85-86, 86-87, 87-88, 88-89, 89-90                  |
| DUNVILLE, Doug    | 65-66, 69-70, 70-71, 71-72                         |
| DUPONT, Ray       | 64-65  |
| DUPUIS, Marc      | 98-99, 99-00                                       |
| DUPUY, Jean       | 15-16, 16-17                                       |
| DUTIAUME, Mark    | 96-97, 97-98, 98-99, 99-00                         |
| DUSSIAUME, Ron    | 73-74  |
| DYCK, Ed          | 71-72  |
| DYKSTRA, Steve    | 82-83, 83-84, 84-85, 86-87, 87-88                  |

## E

| Player            | Years  |
|-------------------|--|
| EATOUGH, Jeff     | 83-84  |
| EDESTRAND, Darryl | 65-66, 66-67, 76-77, 77-78                         |
| EDMUNDSON, Duke   | 60-61  |
| EDWARDS, Maury    | 11-12  |
| EHGOETZ, Barret   | 04-05, 10-11                                       |
| EHMAN, Gerry      | 60-61, 61-62, 62-63, 63-64, 64-65,<br>65-66, 66-67 |
| EIVOLA, Mauri     | 81-82  |
| <b>ELIE, Remi</b> | <b>18-19, 19-20</b>                                |
| ELIK, Bo          | 58-59  |
| ELIOT, Darren     | 88-89  |
| ELLERBY, Keaton   | 08-09, 09-10, 10-11                                |
| ELLETT, Bob       | 72-73, 73-74                                       |
| ELLIS, Matt       | 12-13, 13-14, 14-15, 15-16                         |
| EMMERSON, Riley   | 08-09  |
| ESTEPHAN, Giorgio | 15-16  |
| EVANS, Doug       | 94-95  |

## F

| Player              | Years                                       |
|---------------------|---|
| FALK, Justin        | 16-17                                       |
| FASCHING, Hudson    | 16-17, 17-18                                |
| FAST, T.J.          | 10-11                                       |
| FAUBERT, Pierre-Luc | 07-08                                       |
| FAULKNER, Alex      | 60-61, 61-62                                |
| FAWCETT, Tyson      | 16-17                                       |
| FEASBY, Scott       | 95-96, 96-97                                |
| FEDUN, Taylor       | 16-17, 17-18, 18-19                         |
| FEHR, Clint         | 81-82, 82-83, 83-84, 84-85                  |
| FENYVES, Dave       | 80-81, 81-82, 82-83, 83-84,<br>84-85, 86-87 |
| FENTON, P.J.        | 10-11                                       |
| FERGUSON, Doug      | 73-74                                       |
| FERNER, Mark        | 85-86, 86-87, 87-88, 88-89                  |



# HISTORY AMERKS ALUMNI



## F continued

|                          |                                   |
|--------------------------|-----------------------------------|
| FIDLER, Joe              | 77-78                             |
| FIENHAGE, Corey          | 11-12, 12-13                      |
| FINLEY, Joe              | 11-12, 12-13                      |
| FISCHER, Ron             | 80-81, 81-82, 82-83, 83-84        |
| FISHER, Craig            | 98-99, 99-00                      |
| FITCHNER, Bob            | 80-81                             |
| <b>FITZGERALD, Casey</b> | <b>18-19, 19-20</b>               |
| FITZPATRICK, Rory        | 01-02, 02-03, 04-05, 08-09, 09-10 |
| FITZSIMMONS, Jason       | 97-98                             |
| FLAHERTY, Pat            | 72-73                             |
| FLEMING, Bob             | 91-92                             |
| FLEMMING, Reg            | 58-59, 59-60                      |
| FLETT, Bill              | 63-64                             |
| FLEURY, Jerry            | 57-58                             |
| FLICHEL, Todd            | 92-93, 93-94                      |
| FLORENTINO, Anthony      | 16-17                             |
| FLOYD, Larry             | 81-82                             |
| FLYNN, Brian             | 11-12, 12-13                      |
| FOCHT, Dan               | 05-06                             |
| FOGAL, Ron               | 72-73                             |
| FOLIGNO, Marcus          | 11-12, 12-13                      |
| FORBES, Mike             | 77-78, 78-79                      |
| FORD, Brian              | 88-89, 89-90                      |
| FOSTER, Dwight           | 77-78, 78-79                      |
| FOX, Jordan              | 09-10                             |
| FOY, Chris               | 94-95                             |
| FRASER, Jay              | 85-86, 86-87, 87-88               |
| FRANCESCHETTI, Lou       | 91-92                             |
| FRAWLEY, Dan             | 90-91, 91-92, 92-93, 95-96,       |
| 96-97, 97-98             |                                   |
| FUHR, Grant              | 93-94                             |
| FULLERTON, Travis        | 14-15                             |
| FUNK, Mike               | 06-07, 07-08                      |

## G

| Player          | Years                                    |
|-----------------|--|
| GAGE, Jody      | 85-86, 86-87, 87-88, 88-89, 89-90,       |
|                 | 90-91, 91-92, 92-93, 93-94, 94-95, 95-96 |
| GALLANT, Bernie | 80-81, 82-83                             |
| GAMBLE, Bruce   | 66-67                                    |
| GAMBLE, Dick    | 61-62, 62-63, 63-64, 64-65, 65-66,       |
|                 | 66-67, 67-68, 68-69, 69-70               |
| GARBOWSKY, Matt | 14-15, 15-16                             |
| GARDNER, George | 70-71                                    |
| GARDNER, Paul   | 85-86                                    |
| GARDINER, Pete  | 03-04                                    |
| GARRISON, Jason | 08-09, 09-10                             |
| GARWASIUK, Ron  | 74-75, 75-76, 76-77, 77-78, 78-79,       |
|                 | 79-80                                    |
| GASSEAU, James  | 86-87, 87-88                             |
| GAUSTAD, Paul   | 02-03, 03-04, 04-05                      |
| GAUTHIER, Jean  | 73-74                                    |
| GEIGER, Paul    | 16-17                                    |
| GELECH, Randall | 08-09                                    |
| GERMAIN, Eric   | 94-95                                    |
| GIBSON, Doug    | 74-75, 75-76, 76-77                      |
| GILL, Sahir     | 17-18                                    |
| GILLIES, Colton | 13-14                                    |
| GILLIS, Jere    | 82-83                                    |
| GILMOUR, Dave   | 70-71                                    |
| GILMOUR, John   | 19-20                                    |

## G continued

|                        |                                   |
|------------------------|-----------------------------------|
| GIONTA, Brian          | 17-18                             |
| GIRARD, Ken            | 57-58, 60-61                      |
| GIRGENSONS, Zemgus     | 12-13                             |
| GLASS, Tanner          | 06-07, 07-08, 08-09               |
| GLENNIE, Brian         | 68-69                             |
| GLOBKE, Rob            | 05-06, 06-07, 07-08               |
| GLOTOV, Vasily         | 17-18, 18-19                      |
| GODFREY, Warren        | 68-69                             |
| GOEBEL, Tommy          | 07-08                             |
| GOERS, Barry           | 17-18                             |
| GOFTON, John           | 68-69, 69-70                      |
| GOGOL, Brent           | 80-81                             |
| GONGALSKY, Igor        | 11-12                             |
| GOODFELLOW, Rich       | 83-84                             |
| GORDIOUK, Viktor       | 92-93, 93-94, 94-95               |
| GORDON, Ben            | 10-11                             |
| GORMAN, Dave           | 81-82                             |
| GOSSELIN, Kurt         | 18-19                             |
| GOULAKOS, Spiro        | 15-16                             |
| GOULD, John            | 79-80                             |
| GOULD, Tim             | 69-70                             |
| GOULET, Alexandre      | 16-17                             |
| GOULET, Claude         | 67-68                             |
| GOYER, Gerry           | 69-70                             |
| GRAGNANI, Marc-Andre   | 07-08                             |
| GRAHAM, Rod            | 72-73, 73-74, 74-75, 76-77, 77-78 |
| GRAND-PIERRE, Jean-Luc | 97-98, 98-99, 99-00               |
| GRANT, Triston         | 10-11                             |
| GRATCHEV, Maxime       | 09-10                             |
| GRAVEL, Francois       | 90-91                             |
| GRAY, Terry            | 58-59                             |
| GRENVILLE, Chris       | 99-00                             |
| GRANT, Derek           | 16-17                             |
| GRETZKY, Keith         | 87-88, 88-89                      |
| GRIFFITH, Seth         | 17-18                             |
| GRIGORENKO, Mikhail    | 12-13, 13-14, 14-15               |
| GRIMALDI, Joe          | 07-08                             |
| GRIMSHAW, Ryan         | 11-12, 13-14                      |
| GUAY, Francois         | 88-89, 89-90, 90-91               |
| GUGGENBERGER, Mark     | 13-14                             |
| GUHLE, Brendan         | 15-16, 16-17, 17-18, 18-19        |
| GUIDOTTI, Vince        | 93-94                             |
| GUPTILL, Alex          | 15-16                             |

## H

| Player                 | Years                      |
|------------------------|----------------------------|
| HACKETT, Matt          | 12-13, 13-14, 14-15        |
| HAGEL, Kyle            | 08-09                      |
| HAJDU, Richard         | 84-85, 85-86, 86-87, 87-88 |
| HALKIDIS, Bob          | 86-87, 87-88, 88-89, 89-90 |
| HALL, Don              | 59-60                      |
| HALL, Murray           | 67-68, 71-72               |
| HALLER, Kevin          | 90-91, 91-92               |
| HALWARD, Doug          | 75-76, 76-77, 77-78        |
| HALYK, Chris           | 79-80, 80-81, 81-82        |
| HAMEL, Denis           | 97-98, 98-99, 99-00, 02-03 |
| HAMEL, Gilles          | 80-81, 81-82               |
| HAMILTON, Jeff         | 82-83, 84-85, 85-86        |
| <b>HAMMOND, Andrew</b> | <b>19-20</b>               |
| HAMPSON, Ted           | 59-60                      |
| HAMPTON, Rick          | 83-84                      |
| HANCOCK, Quinn         | 00-01                      |



# HISTORY AMERKS ALUMNI



## H continued

|                        |   |
|------------------------|---|
| HANNIGAN, Gordie       | 56-57   |
| HANNIGAN, Pat          | 57-58, 59-60, 60-61   |
| HANSIS, Ron            | 80-81   |
| HARBARUK, Nick         | 64-65   |
| HARDER, Mike           | 97-98, 98-99  |
| HARDY, Claude          | 69-70   |
| HARGRAVES, Jim         | 70-71, 71-72  |
| HARPER, Warren         | 83-84, 84-85, 85-86, 86-87                                    |
| HARRINGTON, John       | 79-80   |
| HARRIS, Duke           | 67-68, 70-71, 71-72   |
| HARRIS, Billy          | 56-57, 64-65  |
| HARRISON, Paul         | 82-83   |
| HART, Jayden           | 14-15   |
| HART, Rich             | 75-76, 76-77  |
| HARTLIEB, Ernie        | 09-10   |
| HARTMAN, Mike          | 87-88   |
| HARVEY, Alain          | 78-79   |
| HATOUM, Ed             | 71-72   |
| HAWORTH, Alan          | 80-81, 81-82  |
| HECL, Radoslav         | 02-03   |
| HEDDEN, Mike           | 10-11   |
| HELBLING, Timo         | 06-07   |
| HENDRICKS, Matt        | 05-06   |
| HENLEY, Brent          | 02-03   |
| HENRY, Jordan          | 07-08, 08-09, 09-10, 16-17                                    |
| HESS, Bob              | 80-81, 81-82  |
| HEXTALL, Bryan         | 67-68   |
| HICKE, Billy           | 58-59, 59-60  |
| <b>HICKEY, Brandon</b> | <b>18-19, 19-20</b>   |
| HICKS, Jamey           | 93-94   |
| HILDENBRAND, Steve     | 04-05   |
| HILLEBRANDT, Jon       | 97-98   |
| HILLMAN, Larry         | 61-62, 63-64, 64-65, 65-66, 66-67, 67-68                      |
| HINDMARCH, Dave        | 80-81   |
| HINKS, Rod             | 92-93   |
| HODGE, Charlie         | 56-57, 58-59  |
| HODGSON, Cody          | 12-13   |
| HOEKSTRA, Cecil        | 57-58, 58-59, 59-60   |
| HOEFFORD, Jim          | 84-85, 85-86, 86-87, 87-88, 88-89, 89-90                      |
| HOGUE, Benoit          | 86-87, 87-88  |
| HOHMANN, Cason         | 15-16   |
| HOHOL, Milt            | 70-71   |
| HOLLINGER, Terry       | 95-96   |
| HOLLAND, Jason         | 97-98, 98-99, 99-00, 00-01                                    |
| HOLMES, Mike           | 78-79   |
| HOLZINGER, Brian       | 95-96   |
| HOLLINGER, Terry       | 96-97   |
| HOOVER, Tim            | 85-86   |
| HORACHEK, Peter        | 80-81, 81-82, 82-83   |
| HORN, Bill             | 92-93, 93-94  |
| HORVATH, Bronco        | 56-57, 62-63, 63-64, 64-65, 65-66, 66-67, 67-68, 68-69, 69-70 |
| HOSPODAR, Ed           | 88-89   |
| HOTHAM, Scott          | 09-10   |
| HOTHAM, Andrew         | 10-11   |
| HOUDA, Doug            | 95-96, 99-00, 00-01, 01-02, 02-03                             |
| HOULDER, Bill          | 90-91, 91-92  |
| HOWELL, Ron            | 60-61   |
| HRECHKOSY, Dave        | 72-73   |
| HUGHES, Pat            | 85-86   |
| HUDDY, Charlie         | 96-97   |

## H continued

|                 |                                   |
|-----------------|-----------------------------------|
| HUDSON, Carl    | 09-10                             |
| HUMENIUK, Scott | 95-96                             |
| HUNT, Jeff      | 72-73                             |
| HUNTER, Dylan   | 06-07, 07-08, 09-10               |
| HUNWICK, Matt   | 18-19                             |
| HURLBUT, Mike   | 97-98, 98-99, 99-00, 00-01, 01-02 |
| HURST, Ron      | 56-57, 57-58                      |
| HUTCHINGS, Alex | 13-14                             |
| HUTCHINS, Jeff  | 03-04, 04-05                      |
| HYNES, Dave     | 74-75, 75-76                      |
| HYNNES, Chris   | 98-99                             |

## I

| Player            | Years        |
|-------------------|--------------|
| IAKOVENKO, Andrei | 92-93        |
| IGGULDEN, Mike    | 2004-05      |
| IMLACH, Brent     | 65-66        |
| IOB, Tony         | 91-92, 92-93 |
| IRELAND, Randy    | 79-80        |
| IRVING, Joel      | 00-01, 01-02 |
| IRVING, Randy     | 85-86        |
| IRWIN, Brayden    | 13-14, 14-15 |

## J

## Player

## Years

|                         |                                   |
|-------------------------|-----------------------------------|
| JACINA, Greg            | 05-06, 06-07                      |
| JACKSON, Dane           | 95-96, 96-97, 97-98, 99-00, 00-01 |
| JACKSON, Jim            | 85-86, 86-87, 87-88, 88-89, 89-90 |
| JACOBS, Colin           | 12-13, 13-14, 14-15, 15-16        |
| JACQUITH, Gary          | 74-75, 76-77                      |
| JAMES, Gerry            | 57-58                             |
| JAMES, Val              | 80-81, 81-82, 82-83, 83-84, 84-85 |
| JANIK, Doug             | 01-02, 02-03, 03-04, 04-05, 05-06 |
| JARRAM, David           | 07-08                             |
| JARRETT, Gary           | 60-61, 61-62, 62-63, 63-64        |
| JELENIC, Lee            | 02-03                             |
| JEFFREY, Larry          | 65-66                             |
| JENKS, A.J.             | 10-11                             |
| JENNINGS, Grant         | 95-96                             |
| JESSIMAN, Hugh          | 10-11                             |
| JILLSON, Jeff           | 04-05, 05-06                      |
| JOHANSSON, Bjorn        | 77-78                             |
| <b>JOHANSSON, Jonas</b> | <b>16-17, 17-18, 18-19, 19-20</b> |
| JOHNER, Dustin          | 05-06, 06-07                      |
| JOHNS, Don              | 67-68                             |
| JOHNSON, Chaz           | 06-07, 07-08                      |
| JOHNSON, Danny          | 70-71                             |
| JOHNSON, Jamie          | 09-10                             |
| JOHNSON, Keith          | 78-79                             |
| JOHNSON, Norm           | 58-59                             |
| JONATHAN, Stan          | 75-76, 76-77                      |
| JONES, Jim              | 75-76, 76-77, 80-81               |
| JORDE, Ryan             | 02-03, 03-04, 04-05               |
| JOUBERT, Jacques        | 96-97                             |
| JOYAL, Ed               | 65-66, 66-67                      |
| JUNKER, Steve           | 95-96                             |
| JUTILA, Timo            | 84-85                             |



# HISTORY AMERKS ALUMNI



## K

| Player             | Years                      |
|--------------------|----------------------------|
| KAESE, Trent       | 87-88, 88-89               |
| KALETA, Patrick    | 06-07, 07-08, 13-14, 15-16 |
| KALININ, Dmitri    | 98-99, 99-00, 02-03        |
| KARABACEK, Vaclav  | 16-17, 17-18               |
| KARABIN, Ladislav  | 95-96                      |
| KARP, Herman       | 72-73                      |
| KASDORF, Jason     | 16-17, 17-18               |
| KASSIAN, Zack      | 11-12                      |
| KASZYCKI, Mike     | 77-78                      |
| KEA, Justin        | 13-14, 14-15, 15-16, 16-17 |
| KEATING, Mickey    | 56-57                      |
| KEENAN, Larry      | 61-62, 62-63               |
| KELLER, Don        | 81-82, 82-83, 83-84        |
| KELLY, Bob         | 72-73                      |
| KELLY, John Paul   | 80-81                      |
| KEMPTHORNE, Brad   | 80-81                      |
| KENNEDY, Tim       | 10-11, 16-17               |
| KENNY, Shane       | 97-98, 98-99               |
| KERR, Kevin        | 87-88, 88-89, 89-90        |
| KESSEL, Blake      | 13-14                      |
| KETTERER, Markus   | 93-94, 94-95               |
| KILE, Alex         | 16-17, 17-18               |
| KILREA, Brian      | 68-69                      |
| KING, Colt         | 09-10                      |
| KING, Steven       | 97-98                      |
| KINNIE, Mike       | 04-05                      |
| KIRTON, Scott      | 99-00                      |
| KLIMENTIEV, Sergei | 94-95, 95-96, 96-97, 97-98 |
| KNACKSTEDT, Jordan | 10-11                      |
| KNAPP, Connor      | 12-13, 13-14               |
| KNAUFT, Lorne      | 94-95                      |
| KNELSON, Brad      | 78-79                      |
| KNIBBS, Billy      | 73-74, 74-75               |
| KNICKLE, Rick      | 81-82, 82-83               |
| KNODEL, Eric       | 17-18                      |
| KOISTINEN, Ville   | 09-10                      |
| KOLZIG, Olaf       | 92-93                      |
| KORAB, Jerry       | 83-84, 84-85               |
| KOSTKA, Mike       | 07-08, 10-11               |
| KOTALIK, Ales      | 01-02, 02-03               |
| KOWAL, Joe         | 79-80                      |
| KOZAK, Les         | 61-62                      |
| KRAFTCHECK, Steve  | 58-59, 59-60, 60-61, 61-62 |
| KRALL, Justin      | 97-98                      |
| KRAUSE, Adam       | 17-18                      |
| KREPS, Kamil       | 05-06, 06-07, 07-08        |
| KREZANSKI, Reg     | 75-76                      |
| KRISTEK, Jaroslav  | 00-01, 01-02, 02-03        |
| KROLL, Johann      | 07-08                      |
| KRULICKI, Ron      | 69-70                      |
| KRUPP, Uwe         | 86-87                      |
| KRYS, Mark         | 93-94, 94-95               |
| KUDELKA, David     | 00-01                      |
| KUNTAR, Les        | 96-97                      |
| KUNTZ, Murray      | 73-74                      |
| KUZMINSKI, Alex    | 93-94                      |

## L

| Player                | Years                                    |
|-----------------------|--|
| LABROSSE, Claude      | 58-59, 59-60, 64-65, 65-66, 68-69, 69-70 |
| LACOMBE, Norm         | 83-84, 84-85, 85-86, 86-87               |
| LAGACE, Jacob         | 11-12, 12-13                             |
| LAKOVIC, Sasha        | 00-01                                    |
| LAFEBVRE, Normand     | 79-80                                    |
| LAFORGE, Claude       | 57-58                                    |
| LALANDE, Hec          | 56-57                                    |
| LALONDE, Bob          | 71-72                                    |
| LALONDE, Christian    | 93-94                                    |
| LAMBERT, Yvon         | 82-83, 83-84                             |
| LANDRY, Jon           | 09-10                                    |
| LANE, Matthew         | 16-17                                    |
| LANGDON, Steve        | 74-75, 75-76, 76-77, 77-78, 78-79        |
| LANGEVIN, Chris       | 81-82, 82-83, 83-84, 84-85               |
| LANGLOIS, Al          | 56-57, 57-58                             |
| LARMAN, Drew          | 05-06, 06-07, 07-08, 08-09               |
| LAROCQUE, Mario       | 01-02                                    |
| LARSSON, Johan        | 12-13, 13-14, 14-15                      |
| LARWAY, Don           | 78-79                                    |
| LAVIGNE, Eric         | 96-97, 97-98                             |
| LAWSON, Ed            | 62-63, 63-64                             |
| LAY, Michael          | 85-86                                    |
| <b>LAZAR, Curtis</b>  | <b>19-20</b>                             |
| LEACH, Jamie          | 95-96                                    |
| LEDUC, Jerome         | 12-13, 13-14, 14-15, 15-16               |
| LEDUC, Richard        | 80-81                                    |
| LEDYARD, Grant        | 92-93                                    |
| LEGAULT, Maxime       | 11-12, 12-13                             |
| LEGGIO, David         | 11-12, 12-13                             |
| LEHNER, Robin         | 15-16                                    |
| LEHTONEN, Mikko       | 06-07                                    |
| LEHUN, Jonathan       | 06-07                                    |
| <b>LEIER, Taylor</b>  | <b>18-19, 19-20</b>                      |
| LEIGHTON, Michael     | 05-06                                    |
| LEIME, Heikki         | 81-82, 82-83, 84-85, 85-86               |
| LEMAY, Rick           | 75-76                                    |
| LEMIEUX, Richard      | 71-72                                    |
| LEONARD, Curtis       | 14-15                                    |
| LEPKOWSKI, Alex       | 13-14                                    |
| LESSARD, Rick         | 93-94                                    |
| LEVER, Don            | 85-86, 86-87                             |
| LIEUWEN, Nathan       | 12-13, 13-14, 14-15, 15-16               |
| LILLEY, John          | 96-97                                    |
| LINGREN, Steve        | 03-04, 04-05                             |
| LITTMAN, Dave         | 89-90, 90-91, 91-92                      |
| LITZENBERGER, Ed      | 63-64, 64-65, 65-66                      |
| LOEWEN, Darcy         | 89-90, 90-91, 91-92                      |
| LOGAN, Bob            | 86-87, 87-88, 88-89                      |
| LOJEK, Martin         | 05-06, 06-07, 07-08                      |
| LONGARINI, John       | 58-59                                    |
| LORD, Andrew          | 09-10                                    |
| LORENZ, Danny         | 99-00                                    |
| LoVECCHIO, Jeff       | 10-11                                    |
| LUCE, Scott           | 90-91                                    |
| LUCIANI, Anthony      | 10-11                                    |
| LUCIUK, Andrew        | 99-00                                    |
| LUDZIK, Steve         | 89-90, 90-91, 91-92                      |
| LUKIN, Jarret         | 08-09                                    |
| LUUKKONEN, Ukko-Pekka | 18-19, 19-20                             |
| LUKSA, Chuck          | 81-82                                    |
| LUND, Joe             | 56-57, 57-58                             |
| LUNDE, Len            | 67-68                                    |



# HISTORY AMERKS ALUMNI



## M

| Player                    | Years                                    |
|---------------------------|--|
| MacARTHUR, Clarke         | 05-06, 06-07, 07-08                      |
| MacDONALD, Doug           | 93-94, 94-95                             |
| MacDONALD, Dunc           | 61-62, 62-63, 63-64                      |
| MacDONALD, Franklin       | 06-07, 07-08, 08-09                      |
| MacDONALD, Lowell         | 65-66                                    |
| MacGREGOR, Cam            | 80-81                                    |
| MacINTYRE, Drew           | 11-12                                    |
| MacINTYRE, Steve          | 09-10                                    |
| MacKENZIE, Matt           | 11-12, 12-13, 13-14, 14-15               |
| MacLEAN, Brandon          | 13-14                                    |
| MacMILLAN, John           | 60-61, 62-63                             |
| MacNEIL, Al               | 56-57, 57-58, 58-59, 59-60               |
| MacNEIL, Bernie           | 74-75                                    |
| MacPHERSON, Bud           | 56-57                                    |
| MacRAE, Jim               | 80-81                                    |
| <b>MacWILLIAM, Andrew</b> | <b>17-18, 18-19, 19-20</b>               |
| MADER, Mike               | 00-01                                    |
| MAGOWEN, Ken              | 05-06                                    |
| MAHER, Jim                | 93-94                                    |
| MAILHOT, Jacques          | 94-95                                    |
| MAKAROV, Andrey           | 13-14, 14-15, 15-16                      |
| MALARCHUK, Clint          | 91-92                                    |
| MALCOLM, Bob              | 69-70, 70-71, 71-72, 72-73, 73-74, 74-75 |
| <b>MALONE, Sean</b>       | <b>17-18, 18-19, 19-20</b>               |
| MALTAIS, Dominic          | 93-94                                    |
| MALUTA, Ray               | 74-75, 75-76, 76-77, 77-78, 78-79        |
| MANCARI, Mark             | 05-06, 06-07, 07-08, 12-13               |
| MANN, Chris               | 05-06                                    |
| MANSOFF, Jason            | 98-99                                    |
| MARCETTA, Milan           | 67-68                                    |
| MARCON, Lou               | 56-57                                    |
| MARIETTI, Brett           | 93-94                                    |
| MARKSTROM, Jacob          | 10-11                                    |
| MAROTTA, Sam              | 14-15                                    |
| MARSHALL, Willie          | 58-59, 71-72                             |
| MARSHALL, David           | 10-11                                    |
| MARTIN, Brycen            | 14-15, 16-17, 17-18                      |
| MARTIN, Don               | 94-95                                    |
| MARTIN, Grant             | 87-88, 88-89                             |
| MASNICK, Paul             | 56-57                                    |
| MATHESON, Brock           | 11-12                                    |
| MATTE, Christian          | 01-02                                    |
| MATTHIAS, Shawn           | 08-09, 09-10                             |
| MATTIUSSI, Dick           | 59-60, 60-61, 73-74                      |
| MAZUR, Eddie              | 56-57, 57-58                             |
| MAZUR, Jay                | 95-96                                    |
| McADAM, Gary              | 82-83                                    |
| McARDLE, Kenndal          | 07-08, 08-09, 09-10, 10-11               |
| McCABE, Jake              | 14-15, 15-16                             |
| McCARTHY, Brian           | 94-95                                    |
| McCARTHY, Tom             | 68-69, 69-70                             |
| McCLANAHAN, Rob           | 80-81                                    |
| McCLELLAND, Kevin         | 94-95                                    |
| McCORMICK, Cody           | 12-13                                    |
| McCRORY, Scott            | 89-90, 90-91                             |
| McDONALD, Ab              | 56-57, 57-58                             |
| McGEOWN, Scott            | 80-81                                    |
| McGREGOR, Brian           | 77-78, 78-79                             |
| McGUIRE, Johnny           | 13-14                                    |

## M continued

|                           |   |
|---------------------------|---|
| McKEE, Jay                | 95-96, 96-97, 97-98   |
| McKENNA, Sean             | 82-83   |
| McKENNEY, Don             | 64-65   |
| McKENNY, Jim              | 65-66, 66-67, 67-68, 68-69                                    |
| McKILLOP, Larry           | 72-73, 73-74, 74-75   |
| McKINNON, Brian           | 84-85, 85-86  |
| McLAUGHLIN, Mike          | 92-93   |
| McMAHON, Mike             | 71-72   |
| McMORROW, Sean            | 02-03, 03-04, 04-05, 05-06                                    |
| McNABB, Brayden           | 11-12, 12-13, 13-14   |
| McNAMARA, Bob             | 83-84, 84-85, 85-86   |
| McNAMARA, Gerry           | 59-60, 60-61, 62-63   |
| McNAMEE, Peter            | 77-78   |
| McNEIL, Bill              | 68-69   |
| McNEIL, Gerry             | 57-58, 58-59  |
| McNEILL, Grant            | 05-06   |
| McPHERSON, Allan          | 14-15, 15-16  |
| McSWEEN, Don              | 87-88, 88-89, 89-90, 90-91, 91-92                             |
| MEEHAN, Gerry             | 65-66   |
| MEKILOK, Max              | 58-59   |
| MELANSON, Dean            | 92-93, 93-94, 94-95, 95-96, 97-98, 98-99                      |
| MELANSON, Rob             | 93-94   |
| MENARD, Martin            | 97-98   |
| MENGES, Greg              | 92-93   |
| MERCIER, Justin           | 14-15   |
| MERRELL, Barry            | 72-73, 73-74, 74-75, 75-76, 76-77                             |
| METCALFE, Scott           | 87-88, 88-89, 89-90, 90-91, 93-94, 94-95, 95-96, 96-97, 97-98 |
| METHOT, Francois          | 98-99, 99-00, 00-01, 01-02, 02-03                             |
| MEYER, Jayson             | 85-86, 86-87  |
| MEYER, Stefan             | 05-06, 06-07, 07-08, 08-09                                    |
| MEZIN, Andrei             | 96-97   |
| MICFLIKIER, Jacob         | 08-09   |
| MIERKLANS, Rob            | 78-79   |
| MIGAY, Rudy               | 57-58, 58-59, 59-60, 62-63                                    |
| MILBURY, Mike             | 74-75, 75-76  |
| MILLAR, Al                | 69-70   |
| MILLAR, Craig             | 96-97   |
| MILLER, Bob               | 77-78   |
| MILLER, Brad              | 87-88, 88-89, 89-90, 90-91, 91-92                             |
| MILLER, Ryan              | 02-03, 03-04, 04-05, 05-06                                    |
| MILLEY, Norm              | 00-01, 01-02, 02-03, 03-04, 04-05                             |
| MINK, Graham              | 09-10   |
| MIOR, Ryan                | 09-10   |
| <b>MITTELSTADT, Casey</b> | <b>19-20</b>  |
| MOLLER, Mike              | 82-83, 84-85  |
| MOLLER, Randy             | 92-93   |
| MOLLOY, Mitch             | 89-90, 90-91  |
| MOORE, Barrie             | 95-96, 96-97  |
| MONGRAIN, Bob             | 79-80, 80-81, 81-82, 82-83, 83-84                             |
| MOORE, Jimmy              | 58-59   |
| MORMINA, Joey             | 15-16   |
| MORRISON, Kevin           | 71-72   |
| MORRISONN, Shaone         | 11-12   |
| MORTSON, Keke             | 70-71   |
| MORUSYK, Wayne            | 72-73, 73-74  |
| MOSDELL, Ken              | 58-59   |
| MOSDELL, Wayne            | 68-69, 69-70  |
| MOSER, Jay                | 96-97   |
| MOSES, Steve              | 17-18   |



# HISTORY AMERKS ALUMNI



## M continued

|                        |                     |
|------------------------|---------------------|
| MOSOVSKY, Karel        | 01-02, 02-03, 03-04 |
| MOUGENEL, Ryan         | 99-00               |
| MOYLAN, Dave           | 87-88, 88-89        |
| MROZIK, Rick           | 03-04               |
| MULLEN, Patrick        | 16-17               |
| MURPHY, Bob            | 71-72               |
| MURPHY, Brian          | 75-76               |
| MURPHY, Cory           | 08-09               |
| MURPHY, Joe            | 99-00, 00-01        |
| <b>MURRAY, Brett</b>   | <b>19-20</b>        |
| MURRAY, Tim            | 97-98               |
| MUSE, John             | 16-17               |
| MUZITO-BAGENDA, Daniel | 16-17, 17-18        |
| MYRE, Phil             | 82-83, 83-84        |

## N

| Player               | Years                                    |
|----------------------|--|
| NAGLE, Pat           | 14-15                                    |
| NAUD, Daniel         | 82-83, 83-84                             |
| NDUR, Rumun          | 95-96, 96-97, 97-98                      |
| <b>NELSON, Casey</b> | <b>16-17, 17-18, 18-19, 19-20</b>        |
| NELSON, Riley        | 02-03                                    |
| NELSON, Todd         | 00-01                                    |
| NEMETH, Tom          | 94-95, 97-98                             |
| NEVIN, Bob           | 56-57, 57-58, 58-59, 59-60               |
| NEVINS, Jack         | 14-15, 15-16                             |
| NICHOL, Scott        | 94-95, 95-96, 96-97, 97-98, 98-99, 99-00 |
| NICHOLISHEN, Mike    | 99-00                                    |
| NICOLSON, Graeme     | 78-79                                    |
| NOEL, Dominic        | 05-06                                    |
| NOLAN, Ted           | 84-85                                    |
| NORDSTROM, Carlin    | 98-99                                    |
| NORMAN, Rob          | 84-85                                    |
| NORONEN, Mika        | 99-00, 00-01, 01-02, 02-03, 05-06        |
| NOVOTNY, Jiri        | 02-03, 03-04, 04-05, 05-06               |
| NOWAK, Hank          | 76-77                                    |
| NYKOLUK, Mike        | 56-57, 57-58                             |
| NYLANDER, Alexander  | 16-17, 17-18, 18-19                      |
| NYLANDER, Michael    | 10-11                                    |

## O

| Player                 | Years                             |
|------------------------|-----------------------------------|
| O'BRIEN, Dennis        | 78-79                             |
| O'BRIEN, Doug          | 08-09                             |
| O'CONNELL, Tim         | 02-03                             |
| O'DELL, Eric           | 15-16                             |
| O'DONNELL, Sean        | 91-92, 92-93, 93-94               |
| O'HANLEY, Brian        | 10-11                             |
| O'NEIL, Paul           | 75-76                             |
| O'REGAN, Danny         | 17-18, 18-19                      |
| O'REILLY, Cal          | 15-16, 16-17                      |
| OBBERG, Evan           | 10-11                             |
| <b>OGLEVIE, Andrew</b> | <b>18-19, 19-20</b>               |
| OLESZ, Rostislav       | 06-07                             |
| OLOFSSON, Victor       | 18-19                             |
| ORESKOVICH, Victor     | 09-10                             |
| ORLANDO, Gates         | 83-84, 84-85, 85-86, 86-87, 87-88 |
| ORR, Bill              | 69-70, 70-71                      |
| OSAER, Phil            | 05-06                             |
| OSTROW, Kyle           | 11-12                             |
| OUIOMET, Francois      | 73-74                             |

## P

| Player                 | Years  |
|------------------------|--|
| PAAVOLA, Jari          | 80-81, 81-82   |
| PACHAL, Clayton        | 76-77, 77-78   |
| PAETSCH, Nathan        | 03-04, 04-05, 05-06, 10-11, 17-18, 18-19, 19-20        |
| PAILLE, Daniel         | 04-05, 05-06, 06-07                                    |
| PAGNUTTI, Rick         | 72-73, 73-74, 74-75, 75-76                             |
| PALMER, Chris          | 99-00  |
| PAOLINI, Sam           | 03-04, 04-05, 05-06                                    |
| PAPPIN, Jim            | 60-61, 61-62, 62-63, 63-64, 64-65, 65-66, 66-67, 67-68 |
| PAQUETTE-BISSON, Tobie | 18-19  |
| PARDY, Adam            | 12-13  |
| PARENT, Rich           | 95-96  |
| PARILLO, Nick          | 01-02  |
| PARIS, Drew            | 08-09  |
| PARISE, J.P.           | 67-68  |
| PARKER, Jeff           | 86-87, 87-88, 88-89                                    |
| PARKER, Jonathan       | 11-12, 12-13, 13-14                                    |
| PARKER, Mike           | 79-80  |
| PARNHAM, Brett         | 08-09  |
| PARRO, Dave            | 77-78, 78-79   |
| PARSON, Mike           | 93-94  |
| PASCALL, Brad          | 92-93, 93-94   |
| PATRICK, Steve         | 81-82, 83-84   |
| PAYETTE, Andre         | 99-00  |
| PAYNE, Davis           | 93-94  |
| PEARSON, Scott         | 95-96  |
| PEDERSON, Ben          | 82-83  |
| PELECH, Matt           | 14-15  |
| PELECH, Michael        | 14-15  |
| PELLETIER, Jean-Marc   | 05-06, 06-07   |
| PERCY, Stuart          | 17-18  |
| PERNO, Len             | 96-97  |
| PERRAULT, Kelly        | 99-00  |
| PERREAULT, Bob         | 56-57, 62-63, 65-66, 66-67, 67-68, 68-69               |
| PERSON, RYAN           | 01-02  |
| PERSSON, Dennis        | 11-12  |
| PETERS, Andrew         | 00-01, 01-02, 02-03, 10-11                             |
| PETERS, Anthony        | 14-15  |
| PETERS, Geoff          | 01-02, 03-04, 04-05                                    |
| PETERSON, Judd         | 17-18, 18-19   |
| PETIZIAN, Alex         | 09-10, 10-11   |
| PETRECKI, Nick         | 13-14, 14-15   |
| PETRENKO, Sergei       | 93-94, 94-95   |
| PETTIE, Jim            | 76-77, 77-78, 78-79                                    |
| PIERCE, Matt           | 10-11  |
| <b>PILUT, Lawrence</b> | <b>18-19, 19-20</b>                                    |
| PITTIS, Domenic        | 98-99, 99-00, 03-04                                    |
| PLANTE, Tyler          | 07-08, 08-09, 09-10, 10-11                             |
| POILE, David           | 70-71  |
| POMINVILLE, Jason      | 02-03, 03-04, 04-05, 05-06                             |
| POPIEL, Paul           | 71-72  |
| <b>PORTER, Kevin</b>   | <b>12-13, 13-14, 17-18, 18-19, 19-20</b>               |
| POWELL, Myles          | 17-18, 18-19   |
| PRAPAVESSIS, Matt      | 14-15, 15-16   |
| PRICE, Noel            | 56-57, 57-58   |
| PRICE, Pat             | 77-78  |
| PRIESTLAY, Ken         | 85-86, 86-87, 87-88, 88-89, 89-90                      |
| PRIMEAU, Wayne         | 95-96, 96-97   |
| PRITCHARD, Andy        | 91-92  |
| PUPPA, Daren           | 85-86, 86-87, 87-88, 91-92                             |
| PYATT, Taylor          | 01-02  |
| PYE, Bill              | 91-92, 92-93, 93-94                                    |
| PYSYK, Mark            | 12-13, 13-14, 14-15, 15-16                             |





# HISTORY AMERKS ALUMNI



## R

| Player                | Years   |
|-----------------------|---|
| RAMSEY, Wayne         | 79-80   |
| <b>RANDELL, Tyler</b> | <b>18-19, 19-20</b>                             |
| RANDO, Joe            | 77-78, 78-79                                    |
| RANK, Kyle            | 10-11   |
| RANKIN, Evan          | 11-12, 12-13, 14-15                             |
| RASMUSSEN, Erik       | 97-98, 98-99                                    |
| RATCHUK, Peter        | 02-03   |
| RATHWELL, Jake        | 73-74, 74-75                                    |
| RAY, Robert           | 88-89, 89-90, 90-91                             |
| RAYMOND, Eric         | 94-95   |
| REAUME, Marc          | 65-66, 67-68, 68-69, 70-71                      |
| REDAHL, Gordie        | 58-59, 66-67                                    |
| <b>REDMOND, Zach</b>  | <b>17-18, 18-19, 19-20</b>                      |
| REECE, Dave           | 74-75, 76-77                                    |
| REEKIE, Joe           | 85-86, 86-87, 88-89                             |
| REILLY, Tom           | 71-72   |
| REID, Brodie          | 14-15   |
| REIN, Kenton          | 88-89   |
| REINHART, Sam         | 14-15   |
| REMACKEL, Chad        | 97-98   |
| RENAUD, Chris         | 84-85   |
| RENAUD, Mark          | 83-84, 84-85                                    |
| REPIK, Michal         | 08-09, 09-10, 10-11                             |
| REYNOLDS, Scott       | 10-11   |
| RICCI, Scott          | 99-00, 03-04                                    |
| RICHARD, Jacques      | 79-80   |
| RICHARDS, Pete        | 87-88   |
| RIPLEY, Tim           | 75-76   |
| RISSMILLER, Patrick   | 10-11, 12-13                                    |
| RISTAU, Andy          | 85-86, 86-87                                    |
| RISTOLAINEN, Rasmus   | 13-14   |
| RITSON, Joe           | 02-03   |
| RIZZUTO, Garth        | 70-71, 71-72                                    |
| ROBAK, Colby          | 10-11, 15-16                                    |
| ROBERGE, Serge        | 95-96   |
| ROBERT, Rene          | 69-70   |
| ROBERTSON, Fraser     | 72-73   |
| ROBERTSON, Geordie    | 79-80, 80-81, 81-82, 82-83, 83-84, 84-85, 88-89 |
| ROBERTSON, Torrie     | 90-91   |
| ROBINSON, Jody        | 02-03   |
| ROBINSON, Mark        | 80-81, 81-82                                    |
| ROBINS, Bobby         | 07-08   |
| RODINE, Dmitiri       | 97-98   |
| RODRIGUES, Evan       | 15-16, 16-17, 17-18                             |
| ROHLOFF, Todd         | 04-05   |
| ROLOSON, Dwayne       | 98-99   |
| ROMBOUGH, Lorne       | 72-73   |
| RONAN, Ed             | 96-97   |
| ROSS, Garret          | 17-18   |
| ROUSSEAU, Bob         | 58-59   |
| ROUSSEAU, Dunc        | 74-75, 75-76                                    |
| ROUSSEAU, Guy         | 58-59, 59-60, 60-61                             |
| ROY, Derek            | 03-04, 04-05, 05-06                             |
| ROY, Frederick        | 12-13, 13-14                                    |
| ROY, Mathieu          | 09-10   |
| ROY, Mathieu          | 08-09   |
| RUBACHUK, Brad        | 91-92, 92-93, 93-94                             |
| RUCHTY, Matt          | 97-98   |
| RUETER, Dirk          | 82-83, 83-84, 84-85                             |

## R continued

|                 |  |
|-----------------|--|
| RUFF, Lindy     | 91-92                                    |
| RUHWEDEL, Chad  | 13-14, 14-15, 15-16                      |
| RUPP, Duane     | 63-64, 64-65, 65-66, 66-67, 75-76, 76-77 |
| RUSHFORTH, Paul | 94-95, 96-97                             |
| RYAN, Michael   | 03-04, 04-05, 05-06, 06-07, 11-12        |

## S

| Player                 | Years                      |
|------------------------|----------------------------|
| SALAK, Alexander       | 09-10                      |
| SAMUELS-THOMAS, Jordan | 14-15                      |
| SANGUINETTI, Bobby     | 15-16                      |
| SARICH, Cory           | 98-99, 99-00               |
| SARNER, Craig          | 74-75                      |
| SAUNDERS, Bill         | 59-60, 60-61               |
| SAUVE, Jean Francois   | 79-80, 80-81, 81-82, 82-83 |
| SAVAGE, Joel           | 89-90, 90-91, 91-92, 92-93 |
| SAVARD, Andre          | 79-80                      |
| SCHALLER, Tim          | 13-14, 14-15, 15-16        |
| SCHAMEHORN, Kevin      | 80-81                      |
| SCHELLA, John          | 70-71                      |
| SCHIESTEL, Drew        | 11-12, 12-13               |
| SCHMAUTZ, Bob          | 71-72                      |
| SCHMIDT, Doug          | 02-03                      |
| SCHNEIDER, Cole        | 15-16, 16-17               |
| SCHNEIDER, Eric        | 01-02                      |
| SCHOCK, Ron            | 79-80                      |
| SCHOFIELD, Rick        | 12-13                      |
| SCHULTZ, Dave          | 79-80                      |
| SCHULZ, David          | 09-10                      |
| SDAO, Michael          | 15-16                      |
| SEBEK, Venci           | 81-82, 83-84               |
| SECORD, Al             | 78-79                      |
| SEGUIN, Dan            | 70-71, 71-72               |
| SEITZ, Dave            | 96-97, 97-98               |
| SEILING, Rod           | 62-63, 63-64               |
| SEJBA, Jiri            | 90-91, 91-92               |
| SEKERA, Andrej         | 06-07, 07-08               |
| SELLECK, Eric          | 10-11                      |
| SEMENOV, Alexei        | 05-06, 06-07               |
| SERVISS, Tom           | 70-71                      |
| SHACK, Ed              | 65-66                      |
| SHAMANSKI, Steven      | 14-15                      |
| SHANAHAN, Sean         | 77-78                      |
| SHANNON, Darrin        | 89-90, 90-91               |
| SHANTZ, David          | 06-07, 07-08, 08-09        |
| SHAW, Harry            | 74-75, 75-76, 76-77        |
| SHEA, Bobby            | 16-17                      |
| SHEPPARD, Ray          | 86-87, 89-90               |
| SHEPPARD, Scott        | 04-05, 05-06               |
| SHIELDS, Steve         | 94-95, 95-96, 96-97, 97-98 |
| SHMYR, Ryan            | 01-02                      |
| SHOEBOTTOM, Bruce      | 92-93, 94-95               |
| SHUPE, Bob             | 68-69                      |
| SILLERS, Gerry         | 68-69, 69-70, 70-71, 72-73 |
| SIMMONS, Al            | 74-75, 75-76               |
| SIMMONS, Don           | 61-62, 62-63               |
| SIMON, Todd            | 92-93, 93-94, 94-95        |
| SIMPSON, Wayne         | 18-19                      |
| SIMS, Al               | 75-76, 76-77, 77-78, 78-79 |
| SIRKKA, Jeff           | 92-93                      |



# HISTORY AMERKS ALUMNI



## S continued

|                         |  |
|-------------------------|--|
| SKUDRA, Peter           | 00-01  |
| SLY, Darryl             | 60-61, 61-62, 62-63, 63-64, 64-65, 65-66,<br>66-67, 67-68, 70-71, 72-73, 73-74 |
| SMITH, Al               | 68-69  |
| SMITH, Barry            | 75-76, 76-77, 77-78, 78-79, 79-80  |
| SMITH, Bill             | 61-62  |
| SMITH, Brandon          | 04-05, 05-06, 06-07  |
| <b>SMITH, C.J.</b>      | <b>17-18, 18-19, 19-20</b>   |
| <b>SMITH, Dalton</b>    | <b>17-18, 18-19, 19-20</b>   |
| SMITH, Don              | 03-04  |
| SMITH, Doug             | 86-87  |
| SMITH, Gary             | 64-65, 65-66, 66-67  |
| SMITH, Jack             | 75-76  |
| SMITH, Mike             | 92-93  |
| SMITH, Steve            | 88-89, 89-90, 90-91, 91-92   |
| SMRKE, Stan             | 57-58, 59-60, 60-61, 61-62, 62-63, 63-64,<br>64-65, 65-66, 66-67               |
| SNEDDON, Bob            | 73-74, 74-75   |
| SNELL, Chris            | 91-92, 92-93   |
| SNELL, Ron              | 75-76  |
| SOBCHUK, Gene           | 72-73  |
| SOBERSTROM, Tommy       | 96-97  |
| SOBLE, Ken              | 81-82  |
| SONGIN, Tom             | 78-79  |
| SORENSEN, Kelly         | 93-94  |
| <b>SPENCER, Matthew</b> | <b>19-20</b>   |
| SPRANGÉ, Wally          | 69-70  |
| SPRUKTS, Janis          | 06-07, 08-09   |
| ST. JAMES, Tom          | 83-84  |
| STACHNIAK, Pat          | 01-02  |
| STAFFORD, Drew          | 06-07  |
| STANFIELD, Jack         | 69-70, 70-71, 71-72  |
| STAUBER, Robb           | 95-96  |
| STEINER, Daniel         | 09-10  |
| STEMKOWSKI, Peter       | 63-64, 64-65, 65-66  |
| STEPHENS, Devante       | 17-18, 18-19   |
| STEWERT, Michael        | 96-97  |
| STEWART, Anthony        | 05-06, 06-07, 07-08  |
| STEWART, Bill           | 79-80, 80-81   |
| STEWART, Karl           | 08-09  |
| STEWART, Ralph          | 70-71  |
| STIRLING, Steve         | 74-75, 75-76   |
| STRACHAN, Tyson         | 16-17  |
| STRATTON, Art           | 73-74  |
| STROBEL, Eric           | 79-80  |
| STUART, Colin           | 11-12  |
| STURGEON, Peter         | 74-75, 75-76, 77-78  |
| SUIKKANEN, Kai          | 81-82, 82-83, 83-84  |
| SULZER, Alexander       | 13-14  |
| SUNDHER, Kevin          | 12-13, 13-14, 14-15  |
| SUORANIEMI, Kari        | 80-81, 81-82, 82-83  |
| SUTHERLAND, Bill        | 58-59  |
| SUTTON, Ken             | 89-90, 90-91   |
| SUWEK, Richard          | 79-80, 80-81   |
| SUZOR, Mark             | 78-79  |
| SWANSON, Jeremy         | 05-06, 06-07   |
| SWEENEY, Bill           | 68-69  |
| SWEETLAND, Andrew       | 08-09, 09-10   |
| SYLVESTER, Dean         | 98-99  |
| SYVRET, Corey           | 09-10  |
| SZCZECURA, Paul         | 11-12  |
| SZYDLOWSKI, Shawn       | 11-12, 12-13   |

## T

| Player                | Years  |
|-----------------------|--|
| TAFFE, Jeff           | 09-10  |
| TALLINDER, Henrik     | 01-02  |
| TANNER, John          | 95-96  |
| TARDIF, Jamie         | 13-14  |
| TARDIF, Marc          | 96-97, 97-98   |
| TARNASKY, Nick        | 09-10, 12-13   |
| TASSONE, Matt         | 14-15  |
| TAYLOR, Adam          | 06-07, 07-08   |
| TAYLOR, Brent         | 70-71  |
| TAYLOR, Chris         | 99-00, 00-01, 01-02, 02-03, 03-04,<br>04-05, 05-06, 09-10, 10-11 |
| TAYLOR, Ted           | 67-68  |
| TENNYSON, Matt        | 17-18, 18-19   |
| TEZIKOV, Alexei       | 98-99  |
| THELEN, AJ            | 09-10  |
| THERRIEN, Gaston      | 80-81  |
| THOMAS, Kahlil        | 99-00  |
| THOMAS, Scott         | 92-93, 93-94, 94-95  |
| THOMAS, Bill          | 10-11  |
| THOMPSON, Bob         | 72-73  |
| <b>THOMPSON, Tige</b> | <b>18-19, 19-20</b>  |
| THORBURN, Chris       | 03-04, 04-05, 05-06  |
| TIDEY, Alex           | 79-80  |
| TIFU, Yannick         | 07-08  |
| TIMMINS, Scott        | 10-11  |
| TITANIC, Morris       | 79-80  |
| TKACHUK, Grant        | 88-89  |
| TKACZUK, Daniel       | 09-10  |
| TOFFOLO, Mark         | 79-80, 80-81   |
| TOPLL, Del            | 57-58  |
| TOURNIER, Marc        | 86-87  |
| TRAPP, Barry          | 62-63, 63-64   |
| TRAPP, Doug           | 85-86, 86-87   |
| TRAYNOR, Paul         | 99-00, 00-01   |
| TREFILOV, Andrei      | 95-96, 97-98   |
| TREMBLAY, Gilles      | 58-59  |
| TREMBLAY, J.C.        | 58-59  |
| TREMBLAY, Ray         | 78-79  |
| TREMBLAY, Vince       | 84-85  |
| TROPP, Corey          | 11-12, 12-13   |
| TROVATO, Peter        | 04-05  |
| TSYGUROV, Denis       | 93-94  |
| TUMA, Martin          | 05-06, 06-07   |
| TURKIEWICZ, Jim       | 79-80  |
| TURNBULL, Travis      | 11-12  |
| TURNER, Bob           | 56-57  |
| TURNER, Dean          | 81-82  |
| TUZZOLINO, Nick       | 13-14, 14-15   |

## U

| Player            | Years               |
|-------------------|---------------------|
| UBRIACO, Gene     | 60-61, 62-63        |
| UCHEVATOV, Victor | 05-06               |
| ULLMARK, Linus    | 15-16, 16-17, 17-18 |
| UNGER, Gary       | 66-67, 67-68        |



# HISTORY AMERKS ALUMNI



## V

| Player             | Years                             |
|--------------------|-----------------------------------|
| VAIVE, Justin      | 16-17                             |
| VAIVE, Rick        | 91-92                             |
| <b>VAIL, Brady</b> | <b>16-17, 19-20</b>               |
| VALLIN, Ari        | 06-07                             |
| VAN BOXMEER, John  | 84-85                             |
| VAN DORP, Wayne    | 86-87, 88-89                      |
| VAN IMPE, Dick     | 57-58, 59-60, 60-61               |
| VANDERMEER, Peter  | 97-98, 98-99                      |
| VANEK, Thomas      | 04-05                             |
| VanOENE, Darren    | 98-99, 99-00, 00-01, 01-02        |
| VARADA, Vaclav     | 95-96, 96-97, 97-98               |
| VARONE, Phil       | 11-12, 12-13, 13-14, 14-15, 15-16 |
| VAYDIK, Greg       | 78-79                             |
| VEILLEUX, Yannick  | 18-19                             |
| VERRET, Claude     | 83-84, 84-85, 85-86, 86-87        |
| VIDMAR, Luka       | 13-14                             |
| VOAKES, Mark       | 11-12                             |
| VOLKOV, Mikhail    | 93-94, 94-95, 95-96               |

## W

| Player             | Years                             |
|--------------------|-----------------------------------|
| WAKALUK, Darcy     | 86-87, 87-88, 88-89, 89-90, 90-91 |
| WALBY, Steffon     | 98-99                             |
| WALCOTT, Richie    | 93-94                             |
| WALKER, Steve      | 96-97                             |
| WALMSLEY, Ivan     | 59-60                             |
| WALSH, Ed          | 79-80                             |
| WALSH, Jim         | 79-80, 80-81, 81-82               |
| WALTERS, Greg      | 96-97, 97-98, 98-99               |
| WALTON, Bob        | 70-71, 71-72                      |
| WALTON, Mike       | 63-64, 65-66, 66-67, 78-79        |
| WARD, Dixon        | 95-96                             |
| WARD, Ron          | 68-69, 70-71                      |
| WATSON, Barry      | 66-67, 68-69, 69-70               |
| WEBER, Mike        | 07-08                             |
| WEDGEWOOD, Scott   | 18-19                             |
| WEIR, Wally        | 80-81                             |
| WELCH, Noah        | 06-07, 08-09                      |
| WELLS, Jack        | 69-70, 70-71                      |
| WENSINK, John      | 73-74, 76-77                      |
| WEST, Steve        | 78-79                             |
| WESTBROOKE, Don    | 70-71, 71-72                      |
| WESTERBY, Bob      | 95-96                             |
| WESTNER, Dave      | 71-72                             |
| WETHERILL, Darren  | 97-98                             |
| WETZEL, Carl       | 67-68                             |
| WHIDDEN, Bob       | 69-70                             |
| WHITE, Bill        | 59-60, 60-61, 61-62               |
| WHITCOTTON, Dustin | 99-00                             |
| WHITHAM, Shawn     | 88-89                             |
| WHITMORE, Derek    | 07-08, 11-12                      |
| WICHROWSKI, Mark   | 80-81, 81-82                      |
| WIEMER, Jim        | 81-82, 82-83, 83-84, 84-85, 94-95 |
| WILCOX, Adam       | 17-18, 18-19                      |
| WILCOX, Barry      | 71-72                             |
| WILCOX, Rollie     | 65-66                             |
| WILLIAMS, Tommy    | 56-57, 57-58, 58-59               |
| WILLIAMSON, Brad   | 01-02                             |
| WILLIS, Hal        | 68-69                             |

## W continued

|                      |                            |
|----------------------|----------------------------|
| WILSON, Clay         | 09-10, 10-11               |
| WILSON, Mike         | 95-96                      |
| WILSON, John         | 60-61                      |
| <b>WILSON, Scott</b> | <b>18-19, 19-20</b>        |
| WILSON, Stu          | 15-16                      |
| WINCH, Jason         | 91-92, 92-93               |
| WISTE, Jim           | 71-72                      |
| WOIT, Benny          | 56-57, 57-58               |
| WOOD, Derek          | 97-98, 98-99               |
| WOOD, George         | 68-69                      |
| WRIGHT, Shayne       | 94-95, 95-96, 96-97, 97-98 |

## Y

| Player       | Years               |
|--------------|---------------------|
| YATES, Ross  | 85-86               |
| YAKE, Terry  | 96-97               |
| YORK, Mike   | 09-10               |
| YOUNG, Howie | 59-60, 69-70        |
| YOUNG, Jason | 92-93, 93-94, 94-95 |
| YOUNG, John  | 93-94               |
| YOUNGER, Stu | 78-79               |

## Z

| Player          | Years                                    |
|-----------------|--|
| ZAGRAPAN, Marek | 06-07, 07-08                             |
| ZANUSSI, Joe    | 75-76, 76-77                             |
| ZANUTTO, Mike   | 97-98                                    |
| ZAWATSKY, Ed    | 91-92                                    |
| ZIGOMANIS, Mike | 13-14                                    |
| ZIMMERMAN, Lynn | 67-68, 68-69, 70-71, 71-72, 72-73, 73-74 |
| ZIMMERMAN, Sean | 10-11                                    |
| ZYTYNSKY, Taras | 85-86                                    |

*Red Bold indicates played for the Amerks last season.*



**BUFFALO SABRES**

**ROCHESTER AMERICANS MEDIA GUIDE**



# REGULAR SEASON 2021 SCHEDULE

|  |   |  |   |
|--|---|--|---|
|  <b>JANUARY 14</b><br>Thursday   7:00   HOME   |  <b>FEBRUARY 11</b><br>Thursday   7:00   HOME  |  <b>MARCH 16</b><br>Tuesday   7:00   AWAY   |  <b>APRIL 13</b><br>Tuesday   7:00   AWAY    |
|  <b>JANUARY 15</b><br>Friday   7:00   HOME     |  <b>FEBRUARY 13</b><br>Saturday   1:00   HOME  |  <b>MARCH 18</b><br>Thursday   7:00   HOME  |  <b>APRIL 15</b><br>Thursday   7:00   AWAY   |
|  <b>JANUARY 18</b><br>Monday   7:30   AWAY     |  <b>FEBRUARY 15</b><br>Monday   7:00   HOME    |  <b>MARCH 20</b><br>Saturday   1:00   HOME  |  <b>APRIL 17</b><br>Saturday   3:00   HOME   |
|  <b>JANUARY 19</b><br>Tuesday   7:00   AWAY    |  <b>FEBRUARY 16</b><br>Tuesday   7:00   HOME   |  <b>MARCH 22</b><br>Monday   7:00   AWAY    |  <b>APRIL 19</b><br>Monday   7:00   HOME     |
|  <b>JANUARY 22</b><br>Friday   7:00   AWAY     |  <b>FEBRUARY 20</b><br>Saturday   12:30   AWAY |  <b>MARCH 24</b><br>Wednesday   8:00   AWAY |  <b>APRIL 22</b><br>Thursday   7:00   HOME   |
|  <b>JANUARY 24</b><br>Sunday   7:00   AWAY   |  <b>FEBRUARY 22</b><br>Monday   7:00   AWAY  |  <b>MARCH 26</b><br>Friday   7:00   AWAY  |  <b>APRIL 23</b><br>Friday   7:00   HOME   |
|  <b>JANUARY 26</b><br>Tuesday   7:00   HOME  |  <b>FEBRUARY 26</b><br>Friday   7:00   HOME  |  <b>MARCH 29</b><br>Monday   7:00   HOME  |  <b>APRIL 25</b><br>Sunday   6:00   AWAY   |
|  <b>JANUARY 28</b><br>Thursday   7:00   HOME |  <b>FEBRUARY 28</b><br>Sunday   3:00   HOME  |  <b>MARCH 30</b><br>Tuesday   7:00   HOME |  <b>APRIL 27</b><br>Tuesday   7:00   AWAY  |
|  <b>JANUARY 30</b><br>Saturday   1:00   HOME |  <b>MARCH 2</b><br>Tuesday   7:00   AWAY     |  <b>APRIL 1</b><br>Thursday   7:00   HOME |  <b>APRIL 29</b><br>Thursday   7:00   AWAY |
|  <b>JANUARY 31</b><br>Sunday   1:00   HOME   |  <b>MARCH 5</b><br>Friday   7:00   AWAY      |  <b>APRIL 3</b><br>Saturday   7:00   HOME |  <b>MAY 1</b><br>Saturday   1:00   AWAY    |
|  <b>FEBRUARY 2</b><br>Tuesday   6:00   AWAY  |  <b>MARCH 7</b><br>Sunday   12:00   AWAY     |  <b>APRIL 6</b><br>Tuesday   7:00   AWAY  |  <b>MAY 3</b><br>Monday   7:00   HOME      |
|  <b>FEBRUARY 4</b><br>Thursday   7:00   AWAY |  <b>MARCH 9</b><br>Tuesday   7:00   AWAY     |  <b>APRIL 8</b><br>Thursday   7:00   HOME |  <b>MAY 4</b><br>Tuesday   7:00   HOME     |
|  <b>FEBRUARY 6</b><br>Saturday   7:30   AWAY |  <b>MARCH 11</b><br>Thursday   7:00   HOME   |  <b>APRIL 9</b><br>Friday   7:00   HOME   |  <b>MAY 6</b><br>Thursday   7:00   AWAY    |
|  <b>FEBRUARY 8</b><br>Monday   7:00   AWAY   |  <b>MARCH 13</b><br>Saturday   7:00   HOME   |  <b>APRIL 11</b><br>Sunday   2:00   AWAY  |  <b>MAY 8</b><br>Saturday   7:00   AWAY    |



# INDIVIDUAL SCORING BREAKDOWN

# SEASON IN REVIEW

2019 - 2020

| PLAYER             | Even Strength |    |    | Power Play |    |    | Shorthanded |   |   | Home |    |    |    |     | Away |    |    |    |     |
|--------------------|---------------|----|----|------------|----|----|-------------|---|---|------|----|----|----|-----|------|----|----|----|-----|
|                    | G             | A  | P  | G          | A  | P  | G           | A | P | GP   | G  | A  | P  | +/- | GP   | G  | A  | P  | +/- |
| Rasmus Asplund     | 1             | 1  | 2  | 0          | 0  | 0  | 0           | 1 | 1 | 14   | 1  | 1  | 2  | -2  | 15   | 0  | 1  | 1  | -2  |
| Zach Bogosian      | 1             | 4  | 5  | 0          | 0  | 0  | 0           | 0 | 0 | 8    | 0  | 3  | 3  | 0   | 11   | 1  | 1  | 2  | 0   |
| Rasmus Dahlin      | 2             | 19 | 21 | 2          | 17 | 19 | 0           | 0 | 0 | 29   | 1  | 21 | 22 | 0   | 30   | 3  | 15 | 18 | -7  |
| Jean-Sebastien Dea | 0             | 0  | 0  | 0          | 0  | 0  | 0           | 0 | 0 | 3    | 0  | 0  | 0  | 0   | 0    | 0  | 0  | 0  | 0   |
| Jack Eichel        | 24            | 26 | 50 | 11         | 16 | 27 | 1           | 0 | 1 | 35   | 26 | 23 | 49 | 17  | 33   | 10 | 19 | 29 | -12 |
| Michael Frolik     | 0             | 3  | 3  | 0          | 0  | 0  | 1           | 0 | 1 | 11   | 0  | 0  | 0  | -5  | 8    | 1  | 3  | 4  | 3   |
| John Gilmour       | 0             | 0  | 0  | 0          | 0  | 0  | 0           | 0 | 0 | 2    | 0  | 0  | 0  | 0   | 2    | 0  | 0  | 0  | -2  |
| Zemgus Girgensons  | 11            | 7  | 18 | 0          | 0  | 0  | 1           | 0 | 1 | 35   | 2  | 7  | 9  | -4  | 34   | 10 | 0  | 10 | 3   |
| Marcus Johansson   | 8             | 16 | 24 | 1          | 5  | 6  | 0           | 0 | 0 | 30   | 5  | 10 | 15 | -6  | 30   | 4  | 11 | 15 | -6  |
| Henri Jokiharju    | 3             | 10 | 13 | 1          | 1  | 2  | 0           | 0 | 0 | 35   | 3  | 7  | 10 | 4   | 34   | 1  | 4  | 5  | -10 |
| Dominik Kahun      | 2             | 2  | 4  | 0          | 0  | 0  | 0           | 0 | 0 | 2    | 0  | 1  | 1  | 2   | 4    | 2  | 1  | 3  | 0   |
| Johan Larsson      | 6             | 12 | 18 | 0          | 0  | 0  | 0           | 0 | 0 | 30   | 5  | 6  | 11 | 5   | 32   | 1  | 6  | 7  | 3   |
| Curtis Lazar       | 5             | 4  | 9  | 0          | 0  | 0  | 0           | 1 | 1 | 21   | 3  | 2  | 5  | -1  | 17   | 2  | 3  | 5  | -2  |
| Jake McCabe        | 2             | 10 | 12 | 0          | 0  | 0  | 1           | 0 | 1 | 35   | 1  | 5  | 6  | -7  | 31   | 2  | 5  | 7  | -4  |
| Colin Miller       | 1             | 7  | 8  | 0          | 3  | 3  | 0           | 0 | 0 | 28   | 0  | 6  | 6  | -3  | 23   | 1  | 4  | 5  | -6  |
| Casey Mittelstadt  | 3             | 4  | 7  | 1          | 1  | 2  | 0           | 0 | 0 | 15   | 1  | 2  | 3  | -4  | 16   | 3  | 3  | 6  | -1  |
| Brandon Montour    | 5             | 11 | 16 | 0          | 2  | 2  | 0           | 0 | 0 | 28   | 2  | 6  | 8  | 11  | 26   | 3  | 7  | 10 | 2   |
| Kyle Okposo        | 8             | 10 | 18 | 1          | 0  | 1  | 0           | 0 | 0 | 26   | 5  | 3  | 8  | -2  | 26   | 4  | 7  | 11 | -1  |
| Victor Olofsson    | 9             | 16 | 25 | 11         | 6  | 17 | 0           | 0 | 0 | 25   | 12 | 11 | 23 | 11  | 29   | 8  | 11 | 19 | -12 |
| Lawrence Pilut     | 0             | 0  | 0  | 0          | 0  | 0  | 0           | 0 | 0 | 8    | 0  | 0  | 0  | -4  | 5    | 0  | 0  | 0  | 0   |
| Sam Reinhart       | 17            | 21 | 38 | 5          | 7  | 12 | 0           | 0 | 0 | 35   | 14 | 16 | 30 | 2   | 34   | 8  | 12 | 20 | -17 |
| Rasmus Ristolainen | 4             | 19 | 23 | 2          | 7  | 9  | 0           | 1 | 1 | 35   | 1  | 16 | 17 | -1  | 34   | 5  | 11 | 16 | -1  |
| Evan Rodrigues     | 4             | 4  | 8  | 1          | 0  | 1  | 0           | 0 | 0 | 21   | 3  | 2  | 5  | -5  | 17   | 2  | 2  | 4  | -3  |
| Marco Scandella    | 3             | 6  | 9  | 0          | 0  | 0  | 0           | 0 | 0 | 13   | 2  | 4  | 6  | 12  | 18   | 1  | 2  | 3  | -3  |
| Conor Sheary       | 8             | 8  | 16 | 1          | 2  | 3  | 0           | 0 | 0 | 27   | 6  | 5  | 11 | -1  | 28   | 3  | 5  | 8  | -3  |
| Wayne Simmonds     | 0             | 1  | 1  | 0          | 0  | 0  | 0           | 0 | 0 | 2    | 0  | 0  | 0  | -2  | 5    | 0  | 1  | 1  | -2  |
| Jeff Skinner       | 14            | 6  | 20 | 0          | 3  | 3  | 0           | 0 | 0 | 30   | 8  | 7  | 15 | -3  | 29   | 6  | 2  | 8  | -19 |
| Dalton Smith       | 0             | 0  | 0  | 0          | 0  | 0  | 0           | 0 | 0 | 1    | 0  | 0  | 0  | 1   | 0    | 0  | 0  | 0  | 0   |
| Vladimir Sobotka   | 1             | 2  | 3  | 0          | 0  | 0  | 0           | 0 | 0 | 8    | 0  | 2  | 2  | 2   | 8    | 1  | 0  | 1  | 0   |
| Tage Thompson      | 0             | 0  | 0  | 0          | 0  | 0  | 0           | 0 | 0 | 0    | 0  | 0  | 0  | 0   | 1    | 0  | 0  | 0  | 0   |
| Jimmy Vesey        | 8             | 10 | 18 | 0          | 1  | 1  | 1           | 0 | 1 | 34   | 6  | 5  | 11 | 5   | 30   | 3  | 6  | 9  | 7   |
| Scott Wilson       | 1             | 1  | 2  | 0          | 0  | 0  | 0           | 0 | 0 | 4    | 1  | 1  | 2  | 0   | 2    | 0  | 0  | 0  | 1   |



# INDIVIDUAL GOAL-SCORING BREAKDOWN

# SEASON IN REVIEW

2019 - 2020

| INDIVIDUAL GOAL-SCORING BREAKDOWN |           |           |           |          |            |           |          |           |           |            |           |            |           |            |
|-----------------------------------|-----------|-----------|-----------|----------|------------|-----------|----------|-----------|-----------|------------|-----------|------------|-----------|------------|
| PLAYER                            | 1ST       | 2ND       | 3RD       | OT       | EV         | PP        | SH       | GW        | LL        | 1H         | 2H        | HOME       | ROAD      | TOTAL      |
| Asplund                           | 1         | 0         | 0         | 0        | 1          | 0         | 0        | 0         | 0         | 1          | 0         | 1          | 0         | 1          |
| Bogosian                          | 0         | 0         | 1         | 0        | 1          | 0         | 0        | 0         | 0         | 0          | 1         | 0          | 1         | 1          |
| Dahlin                            | 0         | 3         | 1         | 0        | 2          | 2         | 0        | 1         | 1         | 2          | 2         | 1          | 3         | 4          |
| Dea                               | 0         | 0         | 0         | 0        | 0          | 0         | 0        | 0         | 0         | 0          | 0         | 0          | 0         | 0          |
| Eichel                            | 6         | 14        | 13        | 3        | 24         | 11        | 1        | 9         | 8         | 25         | 11        | 26         | 10        | 36         |
| Frolik                            | 0         | 0         | 1         | 0        | 0          | 0         | 1        | 0         | 0         | 0          | 1         | 0          | 1         | 1          |
| Gilmour                           | 0         | 0         | 0         | 0        | 0          | 0         | 0        | 0         | 0         | 0          | 0         | 0          | 0         | 0          |
| Girgensons                        | 5         | 1         | 6         | 0        | 11         | 0         | 1        | 1         | 3         | 6          | 6         | 2          | 10        | 12         |
| Johansson                         | 2         | 3         | 3         | 1        | 7          | 2         | 0        | 1         | 1         | 6          | 3         | 5          | 4         | 9          |
| Jokiharju                         | 1         | 2         | 1         | 0        | 3          | 1         | 0        | 0         | 1         | 3          | 1         | 3          | 1         | 4          |
| Kahun                             | 1         | 1         | 0         | 0        | 2          | 0         | 0        | 0         | 0         | 0          | 2         | 0          | 2         | 2          |
| Larsson                           | 2         | 3         | 1         | 0        | 5          | 1         | 0        | 0         | 0         | 4          | 2         | 5          | 1         | 6          |
| Lazar                             | 1         | 2         | 2         | 0        | 4          | 1         | 0        | 0         | 0         | 2          | 3         | 3          | 2         | 5          |
| McCabe                            | 1         | 1         | 1         | 0        | 1          | 1         | 1        | 1         | 1         | 2          | 1         | 1          | 2         | 3          |
| Miller                            | 0         | 0         | 0         | 1        | 1          | 0         | 0        | 1         | 1         | 1          | 0         | 0          | 1         | 1          |
| Mittelstadt                       | 1         | 3         | 0         | 0        | 3          | 1         | 0        | 1         | 2         | 4          | 0         | 1          | 3         | 4          |
| Montour                           | 3         | 0         | 2         | 0        | 5          | 0         | 0        | 0         | 0         | 2          | 3         | 2          | 3         | 5          |
| Okposo                            | 2         | 4         | 3         | 0        | 8          | 1         | 0        | 2         | 1         | 4          | 5         | 5          | 4         | 9          |
| Olofsson                          | 4         | 8         | 7         | 1        | 9          | 11        | 0        | 4         | 4         | 16         | 4         | 12         | 8         | 20         |
| Pilot                             | 0         | 0         | 0         | 0        | 0          | 0         | 0        | 0         | 0         | 0          | 0         | 0          | 0         | 0          |
| Reinhart                          | 8         | 8         | 6         | 0        | 17         | 5         | 0        | 2         | 1         | 12         | 10        | 14         | 8         | 22         |
| Ristolainen                       | 1         | 3         | 2         | 0        | 4          | 2         | 0        | 0         | 0         | 4          | 2         | 1          | 5         | 6          |
| Rodrigues                         | 3         | 0         | 2         | 0        | 4          | 1         | 0        | 1         | 1         | 0          | 5         | 3          | 2         | 5          |
| Scandella                         | 0         | 2         | 1         | 0        | 3          | 0         | 0        | 0         | 1         | 3          | 0         | 2          | 1         | 3          |
| Sheary                            | 6         | 3         | 0         | 0        | 8          | 1         | 0        | 1         | 1         | 6          | 3         | 6          | 3         | 9          |
| Simmonds                          | 0         | 0         | 0         | 0        | 0          | 0         | 0        | 0         | 0         | 0          | 0         | 0          | 0         | 0          |
| Skinner                           | 5         | 3         | 6         | 0        | 14         | 0         | 0        | 1         | 1         | 11         | 3         | 8          | 6         | 14         |
| Smith                             | 0         | 0         | 0         | 0        | 0          | 0         | 0        | 0         | 0         | 0          | 0         | 0          | 0         | 0          |
| Sobotka                           | 0         | 1         | 0         | 0        | 1          | 0         | 0        | 0         | 0         | 1          | 0         | 0          | 1         | 1          |
| Thompson                          | 0         | 0         | 0         | 0        | 0          | 0         | 0        | 0         | 0         | 0          | 0         | 0          | 0         | 0          |
| Vesey                             | 2         | 3         | 4         | 0        | 7          | 1         | 1        | 2         | 0         | 5          | 4         | 6          | 3         | 9          |
| Wilson                            | 0         | 0         | 1         | 0        | 1          | 0         | 0        | 0         | 0         | 0          | 1         | 1          | 0         | 1          |
| <b>Total</b>                      | <b>55</b> | <b>68</b> | <b>64</b> | <b>6</b> | <b>146</b> | <b>42</b> | <b>5</b> | <b>28</b> | <b>28</b> | <b>120</b> | <b>73</b> | <b>108</b> | <b>85</b> | <b>193</b> |



# TEAM GAME-BY-GAME SEASON IN REVIEW

2019 - 2020

| TEAM GAME-BY-GAME |            |       |        |          |       |                        |        |     |     |       |            |         |  |
|-------------------|------------|-------|--------|----------|-------|------------------------|--------|-----|-----|-------|------------|---------|--|
| #                 | DATE       | TEAM  | W-L-OT | RECORD   | GF-GA | SCORERS                | W GOAL | PP  | PK  | SF-SA | W-L GLTDR. | ATTEND. |  |
| 1                 | 10/03/2019 | @ PIT | W      | 01-00-00 | 3-1   | 43,43p,26              | 43     | 1-2 | 4-5 | 41-29 | 40 / 30    | 18616+  |  |
| 2                 | 10/05/2019 | NJD   | W      | 02-00-00 | 7-2   | 68p,9p,21,53,68p,23,23 | 21     | 3-4 | 2-2 | 36-20 | 40 / 29    | 19070+  |  |
| 3                 | 10/07/2019 | @ CBJ | O*     | 02-00-01 | 3-4   | 90p,53,68p             | 42     | 2-4 | 1-3 | 18-44 | 70 / 35    | 14618   |  |
| 4                 | 10/09/2019 | MTL   | W*     | 03-00-01 | 5-4   | 68p,9p,9,53,90         | 90     | 2-5 | 2-3 | 39-27 | 40 / 37    | 15383   |  |
| 5                 | 10/11/2019 | FLA   | W**    | 04-00-01 | 3-2   | 22,6                   | 9      | 0-4 | 2-2 | 32-43 | 35 / 72    | 15638   |  |
| 6                 | 10/14/2019 | DAL   | W      | 05-00-01 | 4-0   | 68p,23,53,90           | 68     | 1-2 | 2-2 | 22-25 | 40 / 30    | 16595   |  |
| 7                 | 10/16/2019 | @ ANA | L      | 05-01-01 | 2-5   | 9,68p                  | 15     | 1-7 | 3-4 | 33-31 | 36 / 35    | 15193   |  |
| 8                 | 10/17/2019 | @ LAK | W      | 06-01-01 | 3-0   | 37,43,37p              | 37     | 1-3 | 3-3 | 24-47 | 40 / 36    | 17605   |  |
| 9                 | 10/19/2019 | @ SJS | W      | 07-01-01 | 4-3   | 90,37,53,28            | 28     | 0-4 | 2-4 | 35-32 | 35 / 31    | 17562+  |  |
| 10                | 10/22/2019 | SJS   | W*     | 08-01-01 | 4-3   | 9p,23,53,9             | 9      | 1-4 | 2-2 | 29-28 | 40 / 31    | 15876   |  |
| 11                | 10/24/2019 | @ NYR | L      | 08-02-01 | 2-6   | 6,17                   | 16     | 0-3 | 4-4 | 33-24 | 30 / 40    | 16913   |  |
| 12                | 10/25/2019 | @ DET | W      | 09-02-01 | 2-0   | 19,23p                 | 19     | 1-3 | 3-3 | 25-41 | 35 / 35    | 18616   |  |
| 13                | 10/28/2019 | ARI   | O**    | 09-02-02 | 2-3   | 9p,53                  | 8      | 1-2 | 1-2 | 26-44 | 35 / 40    | 15358   |  |
| 14                | 11/01/2019 | @ WSH | L      | 09-03-02 | 1-6   | 10                     | 18     | 0-2 | 1-1 | 30-34 | 70 / 35    | 18573+  |  |
| 15                | 11/02/2019 | NYI   | L      | 09-04-02 | 0-1   |                        | 10     | 0-3 | 1-1 | 27-21 | 40 / 40    | 19070+  |  |
| 16                | 11/08/2019 | TBL   | L      | 09-05-02 | 2-3   | 23,23                  | 37     | 0-2 | 3-4 | 22-34 | 88 / 35    | 13230   |  |
| 17                | 11/09/2019 | @ TBL | L      | 09-06-02 | 3-5   | 23,68,9                | 37     | 0-2 | 1-3 | 43-40 | 35 / 40    | 13339   |  |
| 18                | 11/14/2019 | CAR   | O*     | 09-06-03 | 4-5   | 53,27,10,22            | 19     | 0-3 | 1-3 | 33-29 | 34 / 40    | 16603   |  |
| 19                | 11/16/2019 | OTT   | W      | 10-06-03 | 4-2   | 9,9,9,9                | 9      | 0-2 | 2-3 | 32-23 | 35 / 41    | 18555   |  |
| 20                | 11/17/2019 | @ CHI | L      | 10-07-03 | 1-4   | 9                      | 77     | 0-4 | 4-5 | 34-27 | 50 / 40    | 21334+  |  |
| 21                | 11/19/2019 | MIN   | L      | 10-08-03 | 1-4   | 62                     | 11     | 0-3 | 6-7 | 31-26 | 32 / 35    | 15522   |  |
| 22                | 11/21/2019 | @ BOS | L      | 10-09-03 | 2-3   | 55p,62                 | 88     | 1-4 | 0-2 | 38-27 | 40 / 35    | 17850+  |  |
| 23                | 11/24/2019 | @ FLA | W      | 11-09-03 | 5-2   | 53,28,9,68,28          | 9      | 0-2 | 3-4 | 26-45 | 35 / 33    | 14443   |  |
| 24                | 11/25/2019 | @ TBL | L      | 11-10-03 | 2-5   | 23,13                  | 37     | 0-4 | 3-4 | 30-29 | 88 / 40    | 19092+  |  |
| 25                | 11/27/2019 | CGY   | O*     | 11-10-04 | 2-3   | 13s,68                 | 28     | 0-2 | 2-2 | 36-29 | 33 / 35    | 17485   |  |
| 26                | 11/29/2019 | TOR   | W      | 12-10-04 | 6-4   | 53,9,37,68,13,9        | 13     | 0-2 | 4-4 | 36-29 | 35 / 30    | 19070+  |  |
| 27                | 11/30/2019 | @ TOR | O*     | 12-10-05 | 1-2   | 55                     | 91     | 0-2 | 0-1 | 30-43 | 31 / 40    | 19250+  |  |
| 28                | 12/02/2019 | NJD   | W      | 13-10-05 | 7-1   | 9,53,43,43,74,68,10p   | 53     | 1-2 | 3-4 | 32-45 | 35 / 70    | 15422   |  |
| 29                | 12/05/2019 | @ CGY | L      | 13-11-05 | 3-4   | 23,19,9p               | 17     | 1-8 | 1-2 | 29-29 | 33 / 35    | 18085   |  |
| 30                | 12/07/2019 | @ VAN | O*     | 13-11-06 | 5-6   | 21,23,68p,28,90        | 9      | 1-4 | 1-2 | 28-30 | 35 / 40    | 18871+  |  |
| 31                | 12/08/2019 | @ EDM | W*     | 14-11-06 | 3-2   | 21,22,33               | 33     | 0-3 | 2-3 | 22-28 | 35 / 41    | 17227   |  |
| 32                | 12/10/2019 | STL   | W      | 15-11-06 | 5-2   | 23,22,9,28,9           | 9      | 0-2 | 2-2 | 33-30 | 35 / 34    | 16521   |  |
| 33                | 12/12/2019 | NSH   | W      | 16-11-06 | 4-3   | 13,9,9,68              | 68     | 0-1 | 2-2 | 32-39 | 35 / 74    | 17211   |  |
| 34                | 12/14/2019 | @ NYI | O*     | 16-11-07 | 2-3   | 68p,9p                 | 18     | 2-3 | 3-3 | 35-26 | 40 / 35    | 13795   |  |
| 35                | 12/17/2019 | @ TOR | L      | 16-12-07 | 3-5   | 26p,9,21               | 41     | 1-2 | 1-1 | 30-33 | 31 / 35    | 19365+  |  |
| 36                | 12/19/2019 | @ PHI | L      | 16-13-07 | 1-6   | 68p                    | 25     | 1-2 | 2-5 | 17-29 | 79 / 40    | 18124   |  |
| 37                | 12/21/2019 | LAK   | W      | 17-13-07 | 3-2   | 55,6,68                | 68     | 0-3 | 2-2 | 28-27 | 35 / 32    | 17484   |  |
| 38                | 12/23/2019 | @ OTT | L      | 17-14-07 | 1-3   | 28                     | 44     | 0-2 | 2-2 | 44-29 | 41 / 35    | 11838   |  |
| 39                | 12/27/2019 | BOS   | L      | 17-15-07 | 0-3   |                        | 37     | 0-2 | 3-4 | 26-25 | 41 / 35    | 19070+  |  |
| 40                | 12/29/2019 | @ BOS | L      | 17-16-07 | 2-3   | 55,27                  | 74     | 0-3 | 4-6 | 26-22 | 40 / 35    | 17850+  |  |
| 41                | 12/31/2019 | TBL   | L      | 17-17-07 | 4-6   | 43,90,13,9s            | 17     | 0-4 | 3-5 | 28-27 | 88 / 35    | 18465   |  |
| 42                | 01/02/2020 | EDM   | W*     | 18-17-07 | 3-2   | 27,23,9                | 9      | 0-2 | 1-1 | 26-27 | 35 / 41    | 19070+  |  |
| 43                | 01/04/2020 | FLA   | W      | 19-17-07 | 3-2   | 10,43,23p              | 23     | 1-3 | 3-3 | 18-34 | 35 / 72    | 17731   |  |
| 44                | 01/09/2020 | @ STL | L      | 19-18-07 | 1-5   | 9                      | 21     | 0-1 | 0-1 | 19-31 | 50 / 35    | 18096+  |  |
| 45                | 01/11/2020 | VAN   | L      | 19-19-07 | 3-6   | 62,23p,28              | 6      | 1-3 | 2-2 | 28-35 | 25 / 40    | 18509   |  |
| 46                | 01/12/2020 | @ DET | W      | 20-19-07 | 5-1   | 71,71p,28s,4,55p       | 71     | 2-4 | 3-3 | 27-22 | 35 / 35    | 18312   |  |
| 47                | 01/14/2020 | VGK   | W      | 21-19-07 | 4-2   | 21p,23p,9,27           | 9      | 2-3 | 2-3 | 26-26 | 35 / 29    | 18257   |  |
| 48                | 01/16/2020 | @ DAL | W      | 22-19-07 | 4-1   | 13,26,67s,28           | 26     | 0-2 | 4-4 | 22-29 | 35 / 30    | 18532+  |  |
| 49                | 01/18/2020 | @ NSH | L      | 22-20-07 | 1-2   | 23                     | 15     | 0-3 | 2-3 | 31-37 | 35 / 35    | 17729+  |  |
| 50                | 01/28/2020 | OTT   | L      | 22-21-07 | 2-5   | 23p,9                  | 5      | 1-4 | 1-4 | 30-39 | 41 / 35    | 16651   |  |
| 51                | 01/30/2020 | MTL   | L      | 22-22-07 | 1-3   | 9p                     | 11     | 1-3 | 1-1 | 21-30 | 31 / 40    | 16604   |  |
| 52                | 02/01/2020 | CBJ   | W*     | 23-22-07 | 2-1   | 71,9                   | 9      | 0-0 | 2-2 | 24-23 | 40 / 80    | 17650   |  |
| 53                | 02/04/2020 | COL   | L      | 23-23-07 | 1-6   | 23                     | 95     | 0-2 | 0-0 | 24-27 | 31 / 40    | 16859   |  |
| 54                | 02/06/2020 | DET   | O**    | 23-23-08 | 3-4   | 13,20,71               | 71     | 0-4 | 3-4 | 32-21 | 45 / 34    | 16607   |  |
| 55                | 02/07/2020 | @ NYR | W      | 24-23-08 | 3-2   | 28,23,13               | 13     | 0-1 | 1-2 | 28-39 | 40 / 40    | 17297   |  |





# TEAM GAME-BY-GAME SEASON IN REVIEW

2019 - 2020

| TEAM GAME-BY-GAME |            |       |        |          |       |                |        |     |     |       |            |         |  |
|-------------------|------------|-------|--------|----------|-------|----------------|--------|-----|-----|-------|------------|---------|--|
| #                 | DATE       | TEAM  | W-L-OT | RECORD   | GF-GA | SCORERS        | W GOAL | PP  | PK  | SF-SA | W-L GLTDR. | ATTEND. |  |
| 56                | 02/09/2020 | ANA   | L      | 24-24-08 | 2-3   | 22,26p         | 37     | 1-2 | 1-1 | 33-28 | 30 / 34    | 16131   |  |
| 57                | 02/11/2020 | DET   | W      | 25-24-08 | 3-2   | 43,90,23       | 23     | 0-3 | 3-3 | 25-29 | 40 / 45    | 16588   |  |
| 58                | 02/13/2020 | CBJ   | W*     | 26-24-08 | 4-3   | 9,68p,71,68    | 68     | 1-1 | 1-1 | 27-31 | 40 / 80    | 16923   |  |
| 59                | 02/16/2020 | TOR   | W      | 27-24-08 | 5-2   | 22,43,9p,21,13 | 9      | 1-3 | 1-1 | 36-22 | 40 / 31    | 19070+  |  |
| 60                | 02/18/2020 | @ OTT | L      | 27-25-08 | 4-7   | 62,62,21,68p   | 44     | 1-4 | 0-2 | 27-40 | 41 / 40    | 15040   |  |
| 61                | 02/22/2020 | @ PIT | W      | 28-25-08 | 5-2   | 28,23,9p,53,9p | 9      | 2-3 | 2-2 | 26-43 | 40 / 35    | 18620+  |  |
| 62                | 02/23/2020 | WPG   | W      | 29-25-08 | 2-1   | 21,21          | 21     | 0-3 | 1-1 | 25-26 | 34 / 37    | 17805   |  |
| 63                | 02/26/2020 | @ COL | L      | 29-26-08 | 2-3   | 28,27          | 37     | 0-2 | 1-3 | 33-34 | 39 / 40    | 18020+  |  |
| 64                | 02/28/2020 | @ VGK | L      | 29-27-08 | 2-4   | 95,53          | 19     | 0-1 | 0-0 | 34-28 | 90 / 40    | 18404+  |  |
| 65                | 02/29/2020 | @ ARI | L      | 29-28-08 | 2-5   | 90,53          | 9      | 0-2 | 2-2 | 27-31 | 32 / 34    | 17125+  |  |
| 66                | 03/03/2020 | @ WPG | L      | 29-29-08 | 1-3   | 55             | 3      | 0-2 | 2-3 | 26-35 | 37 / 40    | 15325+  |  |
| 67                | 03/05/2020 | PIT   | L      | 29-30-08 | 2-4   | 19s,90         | 72     | 0-3 | 2-3 | 30-32 | 30 / 34    | 18236   |  |
| 68                | 03/07/2020 | @ PHI | L      | 29-31-08 | 1-3   | 95             | 28     | 0-4 | 3-3 | 39-24 | 79 / 40    | 19781+  |  |
| 69                | 03/09/2020 | WSH   | W**    | 30-31-08 | 3-2   | 68,9p          | 95     | 1-3 | 1-1 | 26-35 | 35 / 70    | 16539   |  |

\* - Overtime    \*\* - Shootout    p - Power-Play Goal    s - Shorthanded Goal    + - Sellout



# SEASON IN REVIEW

SEASON STATISTICS

2019 - 2020

## SABRES' RECORD WHEN A PLAYER RECORDS A GOAL/ASSIST/POINT/MULTI-POINT GAME

| PLAYER      | IN LINEUP | GOAL   | ASSIST  | POINT   | MULTI-POINT | Multi-Point Games |       |       |       |
|-------------|-----------|--------|---------|---------|-------------|-------------------|-------|-------|-------|
|             |           |        |         |         |             | 2 PTS             | 3 PTS | 4 PTS | 5 PTS |
| Asplund     | 11-14-4   | 1-0-0  | 1-0-1   | 2-0-1   | 0-0-0       | --                | --    | --    | --    |
| Bogosian    | 10-6-3    | 1-0-0  | 4-0-0   | 5-0-0   | 0-0-0       | --                | --    | --    | --    |
| Dahlin      | 26-29-4   | 2-2-0  | 16-11-2 | 18-12-2 | 5-2-0       | 6                 | 1     | --    | --    |
| Dea         | 1-1-1     | 0-0-0  | 0-0-0   | 0-0-0   | 0-0-0       | --                | --    | --    | --    |
| Eichel      | 30-30-8   | 16-9-2 | 17-10-4 | 25-17-5 | 15-3-2      | 12                | 5     | 3     | --    |
| Frolik      | 9-9-1     | 1-0-0  | 2-1-0   | 3-1-0   | 0-0-0       | --                | --    | --    | --    |
| Gilmour     | 1-2-1     | 0-0-0  | 0-0-0   | 0-0-0   | 0-0-0       | --                | --    | --    | --    |
| Girgensons  | 30-31-8   | 7-3-1  | 4-1-0   | 10-3-1  | 4-0-0       | 4                 | --    | --    | --    |
| Johansson   | 27-26-7   | 4-3-2  | 9-9-2   | 10-11-4 | 4-1-0       | 5                 | --    | --    | --    |
| Jokiharju   | 30-31-8   | 2-1-1  | 9-1-0   | 11-2-1  | 1-0-0       | 1                 | --    | --    | --    |
| Kahun       | 1-5-0     | 0-2-0  | 0-2-0   | 0-4-0   | 0-0-0       | --                | --    | --    | --    |
| Larsson     | 28-26-8   | 4-1-1  | 6-3-1   | 8-4-2   | 3-0-1       | 3                 | 1     | --    | --    |
| Lazar       | 15-21-2   | 2-2-1  | 3-1-0   | 5-2-1   | 1-0-0       | 1                 | --    | --    | --    |
| McCabe      | 29-29-8   | 1-2-0  | 5-6-0   | 5-8-0   | 0-0-0       | --                | --    | --    | --    |
| Miller      | 25-22-4   | 1-0-0  | 7-0-2   | 8-0-2   | 1-0-0       | 1                 | --    | --    | --    |
| Mittelstadt | 14-11-6   | 3-0-0  | 4-0-0   | 6-0-0   | 2-0-0       | 1                 | 1     | --    | --    |
| Montour     | 20-28-6   | 0-4-0  | 7-5-1   | 7-8-1   | 0-1-0       | --                | 1     | --    | --    |
| Okposo      | 24-23-5   | 5-2-1  | 4-4-0   | 8-6-1   | 3-0-0       | 3                 | --    | --    | --    |
| Olofsson    | 23-24-7   | 10-4-4 | 9-8-2   | 17-11-5 | 5-3-1       | 9                 | --    | --    | --    |
| Pilot       | 4-8-1     | 0-0-0  | 0-0-0   | 0-0-0   | 0-0-0       | --                | --    | --    | --    |
| Reinhart    | 30-31-8   | 12-7-1 | 14-5-4  | 20-11-4 | 10-2-1      | 12                | 1     | --    | --    |
| Ristolainen | 30-31-8   | 2-3-1  | 14-6-3  | 16-8-4  | 3-1-1       | 5                 | --    | --    | --    |
| Rodrigues   | 17-17-4   | 3-0-1  | 1-2-1   | 3-2-2   | 1-0-0       | 1                 | --    | --    | --    |
| Scandella   | 15-10-6   | 2-1-0  | 4-1-0   | 6-2-0   | 1-0-0       | 1                 | --    | --    | --    |
| Sheary      | 23-24-8   | 6-1-0  | 3-3-3   | 9-3-3   | 2-1-0       | 2                 | 1     | --    | --    |
| Simmonds    | 1-6-0     | 0-0-0  | 0-1-0   | 0-1-0   | 0-0-0       | --                | --    | --    | --    |
| Skinner     | 25-26-8   | 9-2-3  | 5-1-3   | 12-3-4  | 2-0-2       | 4                 | --    | --    | --    |
| Smith       | 0-1-0     | 0-0-0  | 0-0-0   | 0-4-1   | 0-0-0       | --                | --    | --    | --    |
| Sobotka     | 9-5-2     | 0-1-0  | 1-0-1   | 1-1-1   | 0-0-0       | --                | --    | --    | --    |
| Thompson    | 0-1-0     | 0-0-0  | 0-0-0   | 0-0-0   | 0-0-0       | --                | --    | --    | --    |
| Vesey       | 28-29-7   | 5-2-2  | 9-2-0   | 12-4-2  | 2-0-0       | 2                 | --    | --    | --    |
| Wilson      | 4-1-1     | 0-0-1  | 0-1-0   | 0-1-1   | 0-0-0       | --                | --    | --    | --    |

## INDIVIDUAL LEADERS

### CATEGORY

### PLAYERS

|           |  |
|-----------|--|
| Points:   | J. EICHEL (78), S. REINHART (50), V. OLOFSSON (42)                           |
| Goals:    | J. EICHEL (36), S. REINHART (22), V. OLOFSSON (20)                           |
| Assists:  | J. EICHEL (42), R. DAHLIN (36), S. REINHART (28)                             |
| PP Goals: | J. EICHEL (11), V. OLOFSSON (11), S. REINHART (5)                            |
| SH Goals: | J. EICHEL (1), M. FROLIK (1), Z. GIRGENSONS (1), J. MCCABE (1), J. VESEY (1) |
| GW Goals: | J. EICHEL (9), V. OLOFSSON (4), K. OKPOSO (2), S. REINHART (2), J. VESEY (2) |
| 3+ Goals: | J. EICHEL (1)  |
| PIM:      | R. RISTOLAINEN (46), J. MCCABE (41), R. DAHLIN (38)                          |
| Shots:    | J. EICHEL (227), J. SKINNER (183), S. REINHART (144)                         |
| +/-:      | B. MONTOUR (+13), J. VESEY (+12), M. SCANDELLA (+9)                          |



# SEASON IN REVIEW

SEASON STATISTICS

2019 - 2020

## TEAM RECORDS

|                           |         |
|---------------------------|---------|
| Overall record:           | 30-31-8 |
| Home record:              | 20-11-4 |
| Road record:              | 10-20-4 |
| 1-Goal Games:             | 15-8-8  |
| 2-Goal Games:             | 5-9     |
| 3-Goal Games:             | 10-14   |
| Scoring first:            | 22-11-2 |
| Opponent scoring first:   | 8-20-6  |
| Leading after 1 period:   | 13-5-1  |
| Trailing after 1 period:  | 6-17-6  |
| Tied after 1 period:      | 11-9-1  |
| Leading after 2 periods:  | 23-1-0  |
| Trailing after 2 periods: | 2-22-3  |
| Tied after 2 periods:     | 5-8-5   |

|                                   |         |
|-----------------------------------|---------|
| OT/Shootout Record - This Season: | 8-8     |
| OT/Shootout Record - Franchise:   | 203-205 |
| Shootout Record - This Season:    | 2-2     |
| Shootout Record - Franchise:      | 77-71   |
| Outshooting opponent:             | 12-15-4 |
| Outshot by opponent:              | 17-15-4 |
| Even shots:                       | 1-1-0   |
| vs. Atlantic:                     | 10-12-2 |
| vs. Metropolitan:                 | 8-6-3   |
| vs. EASTERN CONFERENCE:           | 18-18-5 |
| vs. Central:                      | 5-7-0   |
| vs. Pacific:                      | 7-6-3   |
| vs. WESTERN CONFERENCE:           | 12-13-3 |

## RECORD WHEN SCORING POWER-PLAY GOALS

|                |                |              |               |
|----------------|----------------|--------------|---------------|
| <b>0 PPG</b>   | <b>1 PPG</b>   | <b>2 PPG</b> | <b>3+ PPG</b> |
| 15-21-4 (.425) | 10-10-2 (.500) | 4-0-2 (.833) | 1-0-0 (1.000) |

## RECORD WHEN ALLOWING POWER-PLAY GOALS

|                |               |              |               |
|----------------|---------------|--------------|---------------|
| <b>0 PPG</b>   | <b>1 PPG</b>  | <b>2 PPG</b> | <b>3+ PPG</b> |
| 21-12-2 (.629) | 8-11-4 (.435) | 1-6-2 (.222) | 0-2-0 (.000)  |

## RECORD BY DAY OF THE WEEK

|               |               |                |                  |                 |               |                 |
|---------------|---------------|----------------|------------------|-----------------|---------------|-----------------|
| <b>Sunday</b> | <b>Monday</b> | <b>Tuesday</b> | <b>Wednesday</b> | <b>Thursday</b> | <b>Friday</b> | <b>Saturday</b> |
| 5-2-0 (.714)  | 3-3-2 (.500)  | 4-7-0 (.364)   | 1-2-1 (.375)     | 6-7-2 (.467)    | 4-4-0 (.500)  | 7-6-3 (.531)    |

## RECORD BY MONTH

|                |                 |                 |                |                 |              |
|----------------|-----------------|-----------------|----------------|-----------------|--------------|
| <b>October</b> | <b>November</b> | <b>December</b> | <b>January</b> | <b>February</b> | <b>March</b> |
| 9-2-2 (.769)   | 3-8-3 (.321)    | 5-7-2 (.429)    | 5-5-0 (.500)   | 7-6-1 (.536)    | 1-3-0 (.250) |



# SEASON IN REVIEW

SEASON STATISTICS

2019 - 2020

| GOALS BY PERIOD        | 1  | 2  | 3  | OT | T   | AVG        |
|------------------------|----|----|----|----|-----|------------|
| <b>Buffalo Sabres:</b> | 55 | 68 | 64 | 6  | 193 | (2.8 avg.) |
| <b>Opponents:</b>      | 68 | 63 | 78 | 6  | 215 | (3.1 avg.) |

| SHOTS BY PERIOD        | 1   | 2   | 3   | OT | T     | AVG         |
|------------------------|-----|-----|-----|----|-------|-------------|
| <b>Buffalo Sabres:</b> | 694 | 656 | 643 | 22 | 2,015 | (29.2 avg.) |
| <b>Opponents:</b>      | 659 | 752 | 720 | 23 | 2,154 | (31.2 avg.) |

| POWER PLAY      | G  | ATT | %               |
|-----------------|----|-----|-----------------|
| <b>Overall:</b> | 37 | 196 | 18.9 (20th NHL) |
| <b>Home:</b>    | 19 | 94  | 20.2 (19th NHL) |
| <b>Road:</b>    | 18 | 102 | 17.7 (20th NHL) |

*11 Shorthanded Goals Allowed (30th NHL)*

| PENALTY KILLING | G  | ATT | %               |
|-----------------|----|-----|-----------------|
| <b>Overall:</b> | 47 | 185 | 74.6 (30th NHL) |
| <b>Home:</b>    | 17 | 87  | 80.5 (16th NHL) |
| <b>Road:</b>    | 30 | 98  | 69.4 (31st NHL) |

*5 Shorthanded Goals Allowed (T-19th NHL)*

| POWER-PLAY SCORING | G  | A  | P  |
|--------------------|----|----|----|
| <b>Player</b>      |    |    |    |
| Jack Eichel        | 11 | 16 | 27 |
| Rasmus Dahlin      | 2  | 17 | 19 |
| Victor Olofsson    | 11 | 6  | 17 |
| Sam Reinhart       | 5  | 7  | 12 |
| Rasmus Ristolainen | 2  | 7  | 9  |
| Marcus Johansson   | 1  | 5  | 6  |
| Conor Sheary       | 1  | 2  | 3  |
| Colin Miller       | 0  | 3  | 3  |
| Jeff Skinner       | 0  | 3  | 3  |
| Henri Jokiharju    | 1  | 1  | 2  |
| Casey Mittelstadt  | 1  | 1  | 2  |
| Brandon Montour    | 0  | 2  | 2  |
| Kyle Okposo        | 1  | 0  | 1  |
| Evan Rodrigues     | 1  | 0  | 1  |
| Jimmy Vesey        | 0  | 1  | 1  |

| SHORTHANDED SCORING | G | A | P |
|---------------------|---|---|---|
| <b>Player</b>       |   |   |   |
| Jack Eichel         | 1 | 0 | 1 |
| Michael Frolik      | 1 | 0 | 1 |
| Zemgus Girgensons   | 1 | 0 | 1 |
| Jake McCabe         | 1 | 0 | 1 |
| Jimmy Vesey         | 1 | 0 | 1 |
| Rasmus Asplund      | 0 | 1 | 1 |
| Curtis Lazar        | 0 | 1 | 1 |
| Rasmus Ristolainen  | 0 | 1 | 1 |

| PENALTIES      | GP | Min | Avg./Rank      |
|----------------|----|-----|----------------|
| <b>Overall</b> | 69 | 479 | 6:56 (5th NHL) |

| SHOOTOUTS         | G/S         | %          | GDG      |
|-------------------|-------------|------------|----------|
| <b>Shooter</b>    |             |            |          |
| Rasmus Dahlin     | 1/1         | 100.0      | 0        |
| Dominik Kahun     | 1/1         | 100.0      | 1        |
| Casey Mittelstadt | 1/2         | 50.0       | 0        |
| Jack Eichel       | 1/4         | 25.0       | 1        |
| Marcus Johansson  | 0/1         | 0.0        | 0        |
| Victor Olofsson   | 0/1         | 0.0        | 0        |
| Jimmy Vesey       | 0/1         | 0.0        | 0        |
| Sam Reinhart      | 0/4         | 0.0        | 0        |
| <b>Goaltender</b> | <b>Rec.</b> | <b>G/S</b> | <b>%</b> |
| Linus Ullmark     | 2-0         | 1/9        | .889     |
| Carter Hutton     | 0-1         | 1/2        | .500     |
| Jonas Johansson   | 0-1         | 2/2        | .000     |

| GOAL SITUATIONS | For        | Against    |
|-----------------|------------|------------|
| 5-on-5:         | 130        | 134        |
| 5-on-4:         | 34         | 8          |
| 5-on-3:         | 0          | 0          |
| 4-on-4:         | 2          | 3          |
| 4-on-3:         | 0          | 0          |
| 3-on-3:         | 4          | 5          |
| 3-on-4:         | 0          | 1          |
| 3-on-5:         | 0          | 0          |
| 4-on-5:         | 4          | 45         |
| Empty Net:      | 8          | 13         |
| Penalty Shots:  | 1          | 0          |
| <b>Total:</b>   | <b>193</b> | <b>215</b> |



# YEAR-BY-YEAR RESULTS RECORD BOOK

2020 - 2021

## 2019-20 | 30-31-8, 6th PLACE

## ATLANTIC DIVISION

|         |                |     |     |         |                |     |     |
|---------|----------------|-----|-----|---------|----------------|-----|-----|
| Oct. 3  | @ Pittsburgh   | 3-1 | W   | Dec. 29 | @ Boston       | 2-3 | L   |
| Oct. 5  | New Jersey     | 7-2 | W   | Dec. 31 | Tampa Bay      | 4-6 | L   |
| Oct. 7  | @ Columbus     | 3-4 | O*  | Jan. 2  | Edmonton       | 3-2 | W*  |
| Oct. 9  | Montreal       | 5-4 | W*  | Jan. 4  | Florida        | 3-2 | W   |
| Oct. 11 | Florida        | 3-2 | W** | Jan. 9  | @ St. Louis    | 1-5 | L   |
| Oct. 14 | Dallas         | 4-0 | W   | Jan. 11 | Vancouver      | 3-6 | L   |
| Oct. 16 | Anaheim        | 2-5 | L   | Jan. 12 | @ Detroit      | 5-1 | W   |
| Oct. 17 | @ Los Angeles  | 3-0 | W   | Jan. 14 | Vegas          | 4-2 | W   |
| Oct. 19 | @ San Jose     | 4-3 | W   | Jan. 16 | @ Dallas       | 4-1 | W   |
| Oct. 22 | San Jose       | 4-3 | W*  | Jan. 18 | @ Nashville    | 1-2 | L   |
| Oct. 24 | @ NY Rangers   | 2-6 | L   | Jan. 28 | Ottawa         | 2-5 | L   |
| Oct. 25 | @ Detroit      | 2-0 | W   | Jan. 30 | Montreal       | 1-3 | L   |
| Oct. 28 | Arizona        | 2-3 | O** | Feb. 1  | Columbus       | 2-1 | W*  |
| Nov. 1  | @ Washington   | 1-6 | L   | Feb. 4  | Colorado       | 1-6 | L   |
| Nov. 2  | NY Islanders   | 0-1 | L   | Feb. 6  | Detroit        | 3-4 | O** |
| Nov. 8  | Tampa Bay#     | 2-3 | L   | Feb. 7  | @ NY Rangers   | 3-2 | W   |
| Nov. 9  | @ Tampa Bay#   | 3-5 | L   | Feb. 9  | Anaheim        | 2-3 | L   |
| Nov. 14 | Carolina       | 4-5 | O*  | Feb. 11 | Detroit        | 3-2 | W   |
| Nov. 16 | Ottawa         | 4-2 | W   | Feb. 13 | Columbus       | 4-3 | W*  |
| Nov. 17 | @ Chicago      | 1-4 | L   | Feb. 16 | Toronto        | 5-2 | W   |
| Nov. 19 | Minnesota      | 1-4 | L   | Feb. 18 | @ Ottawa       | 4-7 | L   |
| Nov. 21 | @ Boston       | 2-3 | L   | Feb. 22 | @ Pittsburgh   | 5-2 | W   |
| Nov. 24 | @ Florida      | 5-2 | W   | Feb. 23 | Winnipeg       | 2-1 | W   |
| Nov. 25 | @ Tampa Bay    | 2-5 | L   | Feb. 26 | @ Colorado     | 2-3 | L   |
| Nov. 27 | Calgary        | 2-3 | O*  | Feb. 28 | @ Vegas        | 2-4 | L   |
| Nov. 29 | Toronto        | 6-4 | W   | Feb. 29 | @ Arizona      | 2-5 | L   |
| Nov. 30 | @ Toronto      | 1-2 | O*  | Mar. 3  | @ Winnipeg     | 1-3 | L   |
| Dec. 2  | New Jersey     | 7-1 | W   | Mar. 5  | Pittsburgh     | 2-4 | L   |
| Dec. 5  | @ Calgary      | 3-4 | L   | Mar. 7  | @ Philadelphia | 1-3 | L   |
| Dec. 7  | @ Vancouver    | 5-6 | O*  | Mar. 9  | Washington     | 3-2 | W** |
| Dec. 8  | @ Edmonton     | 3-2 | W*  |         |                |     |     |
| Dec. 10 | St. Louis      | 5-2 | W   |         |                |     |     |
| Dec. 12 | Nashville      | 4-3 | W   |         |                |     |     |
| Dec. 14 | @ NY Islanders | 2-3 | O*  |         |                |     |     |
| Dec. 17 | @ Toronto      | 3-5 | L   |         |                |     |     |
| Dec. 19 | @ Philadelphia | 1-6 | L   |         |                |     |     |
| Dec. 21 | Los Angeles    | 3-2 | W   |         |                |     |     |
| Dec. 23 | @ Ottawa       | 1-3 | L   |         |                |     |     |
| Dec. 27 | Boston         | 0-3 | L   |         |                |     |     |

\* - overtime decision \*\* - shootout decision # - played at Ericsson Globe (Stockholm, Sweden)

## 2019-20 REGULAR-SEASON SCORING

| NO. | PLAYER              | GP | G  | A  | PTS | +/- | PIM | PP | SH | GW | OTSHOTS | S%  |      |
|-----|---------------------|----|----|----|-----|-----|-----|----|----|----|---------|-----|------|
| 9   | Jack Eichel         | 68 | 36 | 42 | 78  | 5   | 34  | 11 | 1  | 9  | 3       | 227 | 15.9 |
| 23  | Sam Reinhart        | 69 | 22 | 28 | 50  | -15 | 20  | 5  | 0  | 2  | 0       | 144 | 15.3 |
| 68  | Victor Olofsson*    | 54 | 20 | 22 | 42  | -1  | 6   | 11 | 0  | 4  | 1       | 127 | 15.7 |
| 26  | Rasmus Dahlin       | 59 | 4  | 36 | 40  | -7  | 38  | 2  | 0  | 1  | 0       | 90  | 4.4  |
| 55  | Rasmus Ristolainen  | 69 | 6  | 27 | 33  | -2  | 46  | 2  | 0  | 0  | 0       | 128 | 4.7  |
| 90  | Marcus Johansson    | 60 | 9  | 21 | 30  | -12 | 20  | 1  | 0  | 1  | 1       | 87  | 10.3 |
| 53  | Jeff Skinner        | 59 | 14 | 9  | 23  | -22 | 18  | 0  | 0  | 1  | 0       | 183 | 7.7  |
| 13  | Jimmy Vesey         | 64 | 9  | 11 | 20  | 12  | 15  | 0  | 1  | 2  | 0       | 93  | 9.7  |
| 28  | Zemgus Girgensons   | 69 | 12 | 7  | 19  | -1  | 10  | 0  | 1  | 1  | 0       | 85  | 14.1 |
| 21  | Kyle Okposo         | 52 | 9  | 10 | 19  | -3  | 28  | 1  | 0  | 2  | 0       | 82  | 11.0 |
| 43  | Conor Sheary        | 55 | 9  | 10 | 19  | -4  | 8   | 1  | 0  | 1  | 0       | 88  | 10.2 |
| 22  | Johan Larsson       | 62 | 6  | 12 | 18  | 8   | 26  | 0  | 0  | 0  | 0       | 60  | 10.0 |
| 62  | Brandon Montour     | 54 | 5  | 13 | 18  | 13  | 28  | 0  | 0  | 0  | 0       | 86  | 5.8  |
| 10  | Henri Jokiharju     | 69 | 4  | 11 | 15  | -6  | 32  | 1  | 0  | 0  | 0       | 78  | 5.1  |
| 19  | Jake McCabe         | 66 | 3  | 10 | 13  | -11 | 41  | 0  | 1  | 1  | 0       | 75  | 4.0  |
| 33  | Colin Miller        | 51 | 1  | 10 | 11  | -9  | 22  | 0  | 0  | 1  | 1       | 79  | 1.3  |
| 27  | Curtis Lazar        | 38 | 5  | 5  | 10  | -3  | 9   | 0  | 0  | 0  | 0       | 33  | 15.2 |
| 71  | Evan Rodrigues      | 38 | 5  | 4  | 9   | -8  | 10  | 1  | 0  | 1  | 0       | 64  | 7.8  |
| 37  | Casey Mittelstadt   | 31 | 4  | 5  | 9   | -5  | 2   | 1  | 0  | 1  | 0       | 34  | 11.8 |
| 6   | Marco Scandella     | 31 | 3  | 6  | 9   | 9   | 8   | 0  | 0  | 0  | 0       | 39  | 7.7  |
| 4   | Zach Bogosian       | 19 | 1  | 4  | 5   | 0   | 10  | 0  | 0  | 0  | 0       | 18  | 5.6  |
| 95  | Dominik Kahun       | 6  | 2  | 2  | 4   | 2   | 0   | 0  | 0  | 0  | 0       | 8   | 25.0 |
| 67  | Michael Frolik      | 19 | 1  | 3  | 4   | -2  | 4   | 0  | 1  | 0  | 0       | 26  | 3.8  |
| 17  | Vladimir Sobotka    | 16 | 1  | 2  | 3   | 2   | 4   | 0  | 0  | 0  | 0       | 23  | 4.3  |
| 74  | Rasmus Asplund*     | 29 | 1  | 2  | 3   | -4  | 6   | 0  | 0  | 0  | 0       | 36  | 2.8  |
| 20  | Scott Wilson        | 6  | 1  | 1  | 2   | 1   | 2   | 0  | 0  | 0  | 0       | 8   | 12.5 |
| 17  | Wayne Simmonds      | 7  | 0  | 1  | 1   | -4  | 2   | 0  | 0  | 0  | 0       | 9   | 0.0  |
| 40  | Carter Hutton       | 31 | 0  | 1  | 1   | 0   | 6   | 0  | 0  | 0  | 0       | 0   | 0.0  |
| 67  | Dalton Smith        | 1  | 0  | 0  | 0   | 1   | 2   | 0  | 0  | 0  | 0       | 0   | 0.0  |
| 72  | Tage Thompson       | 1  | 0  | 0  | 0   | 0   | 0   | 0  | 0  | 0  | 0       | 0   | 0.0  |
| 15  | Jean-Sebastien Dea* | 3  | 0  | 0  | 0   | 0   | 0   | 0  | 0  | 0  | 0       | 0   | 0.0  |
| 58  | John Gilmour        | 4  | 0  | 0  | 0   | -2  | 0   | 0  | 0  | 0  | 0       | 5   | 0.0  |
| 34  | Jonas Johansson     | 6  | 0  | 0  | 0   | 0   | 0   | 0  | 0  | 0  | 0       | 0   | 0.0  |
| 24  | Lawrence Pilut      | 13 | 0  | 0  | 0   | -4  | 4   | 0  | 0  | 0  | 0       | 6   | 0.0  |
| 35  | Linus Ullmark       | 34 | 0  | 0  | 0   | 0   | 4   | 0  | 0  | 0  | 0       | 0   | 0.0  |

| NO. | GOALTENDER       | GP | MIN     | GAA  | W  | L  | T | EN | SO | GA | SA   | SV%  |
|-----|------------------|----|---------|------|----|----|---|----|----|----|------|------|
| 35  | Linus Ullmark    | 34 | 2026:38 | 2.69 | 17 | 14 | 3 | 7  | 1  | 91 | 1066 | .915 |
| 40  | Carter Hutton    | 31 | 1775:26 | 3.18 | 12 | 14 | 4 | 6  | 2  | 94 | 918  | .898 |
| 34  | Jonas Johansson* | 6  | 326:44  | 2.94 | 1  | 3  | 1 | 1  | 0  | 16 | 151  | .894 |

\* - rookie



# SABRES CAREER LEADERS RECORD BOOK

2020 - 2021

## GAMES PLAYED

| PLAYER            | TOTAL |
|-------------------|-------|
| Gilbert Perreault | 1,191 |
| Craig Ramsay      | 1,070 |
| Mike Ramsey       | 911   |
| Rob Ray           | 889   |
| Bill Hajt         | 854   |
| Dave Andreychuk   | 837   |
| Don Luce          | 766   |
| Jason Pominville  | 733   |
| Alexei Zhitnik    | 712   |
| Rick Martin       | 681   |

## GAME-WINNING GOALS

| PLAYER                            | TOTAL |
|-----------------------------------|-------|
| Gilbert Perreault                 | 81    |
| Rick Martin                       | 47    |
| Mike Foligno                      | 42    |
| Thomas Vanek                      | 41    |
| Dave Andreychuk                   | 38    |
| Danny Gare                        | 35    |
| Miroslav Satan                    | 33    |
| Craig Ramsay                      | 32    |
| Rene Robert                       | 32    |
| Donald Audette/Don Luce/Derek Roy | 30    |

## HAT TRICKS

| PLAYER                   | TOTAL |
|--------------------------|-------|
| Rick Martin              | 21    |
| Gilbert Perreault        | 18    |
| Danny Gare               | 10    |
| Alexander Mogilny        | 10    |
| Dave Andreychuk          | 9     |
| Thomas Vanek             | 8     |
| Pat LaFontaine           | 6     |
| Miroslav Satan           | 6     |
| Drew Stafford            | 6     |
| Mike Foligno/Rene Robert | 5     |

## GOALS

| PLAYER            | TOTAL |
|-------------------|-------|
| Gilbert Perreault | 512   |
| Rick Martin       | 382   |
| Dave Andreychuk   | 368   |
| Danny Gare        | 267   |
| Thomas Vanek      | 254   |
| Craig Ramsay      | 252   |
| Mike Foligno      | 247   |
| Miroslav Satan    | 224   |
| Rene Robert       | 222   |
| Jason Pominville  | 217   |

## LASTING-LEAD GOALS

| PLAYER            | TOTAL |
|-------------------|-------|
| Gilbert Perreault | 72    |
| Rick Martin       | 53    |
| Dave Andreychuk   | 49    |
| Thomas Vanek      | 40    |
| Craig Ramsay      | 36    |
| Danny Gare        | 35    |
| Rene Robert       | 35    |
| Miroslav Satan    | 33    |
| Alexander Mogilny | 30    |
| Jim Lorentz       | 29    |

## SHUTOUTS

| PLAYER                                   | TOTAL |
|--|-------|
| Dominik Hasek                            | 55    |
| Ryan Miller                              | 28    |
| Martin Biron                             | 18    |
| Don Edwards                              | 14    |
| Tom Barrasso                             | 13    |
| Roger Crozier                            | 10    |
| Bob Sauve                                | 7     |
| Robin Lehner                             | 6     |
| Gerry Desjardins/Dave Dryden/Daren Puppa | 5     |

## ASSISTS

| PLAYER            | TOTAL |
|-------------------|-------|
| Gilbert Perreault | 814   |
| Dave Andreychuk   | 436   |
| Craig Ramsay      | 420   |
| Phil Housley      | 380   |
| Rene Robert       | 330   |
| Rick Martin       | 313   |
| Don Luce          | 310   |
| Jason Pominville  | 304   |
| Dale Hawerchuk    | 275   |
| Derek Roy         | 266   |

## POWER-PLAY GOALS

| PLAYER            | TOTAL |
|-------------------|-------|
| Dave Andreychuk   | 161   |
| Gilbert Perreault | 134   |
| Rick Martin       | 114   |
| Thomas Vanek      | 106   |
| Alexander Mogilny | 78    |
| Miroslav Satan    | 74    |
| Danny Gare        | 66    |
| Pat LaFontaine    | 66    |
| Donald Audette    | 65    |
| Mike Foligno      | 62    |

## GOALTENDER GAMES

| PLAYER           | TOTAL |
|------------------|-------|
| Ryan Miller      | 540   |
| Dominik Hasek    | 491   |
| Don Edwards      | 307   |
| Martin Biron     | 300   |
| Tom Barrasso     | 266   |
| Bob Sauve        | 246   |
| Daren Puppa      | 215   |
| Roger Crozier    | 202   |
| Jacques Cloutier | 144   |
| Robin Lehner     | 133   |

## POINTS

| PLAYER            | TOTAL |
|-------------------|-------|
| Gilbert Perreault | 1,326 |
| Dave Andreychuk   | 804   |
| Rick Martin       | 695   |
| Craig Ramsay      | 672   |
| Phil Housley      | 558   |
| Rene Robert       | 552   |
| Don Luce          | 526   |
| Jason Pominville  | 521   |
| Mike Foligno      | 511   |
| Danny Gare        | 500   |

## SHORTHANDED GOALS

| PLAYER           | TOTAL |
|------------------|-------|
| Craig Ramsay     | 27    |
| Don Luce         | 25    |
| Miroslav Satan   | 15    |
| Michael Peca     | 14    |
| Wayne Presley    | 11    |
| Jason Pominville | 10    |
| Curtis Brown     | 9     |
| Ric Seiling      | 9     |
| Six Players Tied | 8     |

## GOALTENDER WINS

| PLAYER           | TOTAL |
|------------------|-------|
| Ryan Miller      | 284   |
| Dominik Hasek    | 234   |
| Don Edwards      | 156   |
| Martin Biron     | 134   |
| Tom Barrasso     | 124   |
| Bob Sauve        | 119   |
| Daren Puppa      | 96    |
| Roger Crozier    | 74    |
| Gerry Desjardins | 66    |
| Jacques Cloutier | 50    |

## PENALTY MINUTES

| PLAYER          | TOTAL |
|-----------------|-------|
| Rob Ray         | 3,189 |
| Mike Foligno    | 1,448 |
| Larry Playfair  | 1,392 |
| Brad May        | 1,323 |
| Matthew Barnaby | 1,248 |
| Lindy Ruff      | 1,128 |
| Jim Schoenfeld  | 1,025 |
| Mike Ramsey     | 924   |
| Mike Hartman    | 890   |
| Jerry Korab     | 870   |

## SHOTS

| PLAYER            | TOTAL |
|-------------------|-------|
| Gilbert Perreault | 3,077 |
| Rick Martin       | 2,515 |
| Dave Andreychuk   | 2,342 |
| Jason Pominville  | 1,908 |
| Danny Gare        | 1,779 |
| Don Luce          | 1,774 |
| Rene Robert       | 1,754 |
| Thomas Vanek      | 1,685 |
| Craig Ramsay      | 1,617 |
| Jochen Hecht      | 1,602 |

## GOALTENDER MINUTES

| PLAYER           | TOTAL  |
|------------------|--------|
| Ryan Miller      | 31,661 |
| Dominik Hasek    | 28,664 |
| Don Edwards      | 17,942 |
| Martin Biron     | 16,773 |
| Tom Barrasso     | 15,418 |
| Bob Sauve        | 14,041 |
| Daren Puppa      | 11,760 |
| Roger Crozier    | 10,966 |
| Robin Lehner     | 7,422  |
| Jacques Cloutier | 7,419  |



# SABRES CAREER LEADERS RECORD BOOK

2020 - 2021

## GAME RESULTS

### GREATEST MARGIN

|                |    |   |
|----------------|----|---|
| <b>Winning</b> | 12 | (14-2 win 12-21-75 vs. Washington)  |
| <b>Losing</b>  | 9  | (11-2 loss 11-7-70 at Montreal)<br>(9-0 loss 3-13-71 at St. Louis)<br>(9-0 loss 10-10-81 at Montreal)<br>(9-0 loss 12-22-87 at Boston)<br>(9-0 loss 11-5-88 at Calgary)<br>(9-0 loss 12-6-88 at Hartford) |

### TIE SCORE

|                |     |  |
|----------------|-----|--|
| <b>Highest</b> | 8-8 | (1-15-92 at New Jersey)  |
| <b>Lowest</b>  | 0-0 | (11-9-72 vs. California)<br>(10-31-79 at Chicago)<br>(2-5-83 at Quebec)<br>(10-15-86 vs. Montreal)<br>(11-2-96 at Colorado)<br>(12-23-96 at New Jersey)<br>(10-27-98 at NY Rangers)<br>(12-8-99 vs. Ottawa)<br>(1-13-00 at Boston)<br>(1-21-03 vs. Pittsburgh) |

## SCORING

### MOST GOALS

|                 |    |  |
|-----------------|----|--|
| <b>For</b>      | 14 | (14-2 win 12-21-75 vs. Washington)<br>(14-4 win 3-19-81 vs. Toronto) |
| <b>Against</b>  | 11 | (11-2 loss 11-7-70 at Montreal)                                      |
| <b>Combined</b> | 18 | (14-4 win 3-19-81 vs. Toronto)                                       |

### MOST GOALS IN ONE PERIOD

|                 |    |  |
|-----------------|----|--|
| <b>For</b>      | 9  | (3-19-81 vs. Toronto)                          |
| <b>Allowed</b>  | 7  | (11-7-70 at Montreal)                          |
| <b>Combined</b> | 12 | (3-19-81 vs. Toronto, Buffalo 9 and Toronto 3) |

### MOST BUFFALO POINTS

|               |    |  |
|---------------|----|--|
| <b>Game</b>   | 40 | (12-21-75 vs. Washington)                          |
| <b>Period</b> | 23 | (12-21-75 vs. Washington)<br>(3-19-81 vs. Toronto) |

### MOST POINTS IN ONE PERIOD

|                 |    |   |
|-----------------|----|---|
| <b>Combined</b> | 31 | (3-19-81 vs. Toronto, Buffalo 23 and Toronto 8) |
|-----------------|----|---|

### FASTEST TWO GOALS

|                 |     |   |
|-----------------|-----|---|
| <b>For</b>      | :04 | (Lee Fogolin and Don Luce, 10-17-74 vs. California)   |
| <b>Against</b>  | :07 | (Jim Moxey and Wayne Merrick, 2-1-76 at California)<br>(Marcel Dionne and Hartland Monahan, 1-11-78 vs. Los Angeles)<br>(Larry DePalma and Dave Snuggerud, 11-5-92 at San Jose)<br>(Ryan Carter and Nino Niederreiter, 11-13-14 at Minnesota) |
| <b>Combined</b> | :04 | (Marian Stastny/QUE and Dale McCourt/BUF, 1-2-82 at Quebec)   |

### FASTEST THREE GOALS

|                 |     |   |
|-----------------|-----|---|
| <b>For</b>      | :39 | (Pat LaFontaine, Wayne Presley and Donald Audette, 3-22-92 at Chicago)                    |
| <b>Against</b>  | :34 | (Danny Gare [2x] and Bob Manno, 10-26-84 at Detroit)                                      |
| <b>Combined</b> | :17 | (Ryan Carter/MIN, Nino Niederreiter/MIN and Zemgus Girgensons/BUF, 11-13-14 at Minnesota) |

## SCORING

### FASTEST TWO GOALS BY ONE PLAYER

|                |     |  |
|----------------|-----|--|
| <b>For</b>     | :05 | (Nathan Gerbe, 1-21-11 vs. NY Islanders) |
| <b>Against</b> | :10 | (Darryl Sittler, 2-19-72 at Toronto)     |

### FASTEST THREE GOALS BY ONE PLAYER

|                |      |                                     |
|----------------|------|-------------------------------------|
| <b>For</b>     | 3:49 | (Don Luce, 12-22-74 at Washington)  |
| <b>Against</b> | 4:55 | (Rick Kehoe, 3-10-76 at Pittsburgh) |

### FASTEST GOAL FROM OPENING FACEOFF

|                |     |  |
|----------------|-----|--|
| <b>For</b>     | :05 | (Alexander Mogilny, 12-21-91 vs. Toronto)                                      |
| <b>Against</b> | :09 | (Yvon Cournoyer, 12-22-73 at Montreal)<br>(Jim Wiemer, 3-27-85 vs. NY Rangers) |

### FASTEST BUFFALO GOALS FROM START OF PERIOD

|                  |     |  |
|------------------|-----|--|
| <b>One Goal</b>  | :05 | (Alexander Mogilny, 12-21-91 vs. Toronto)            |
| <b>Two Goals</b> | :31 | (Rene Robert and Rick Martin, 1-10-74 at NY Rangers) |

## SHOTS ON GOAL

### SABRES SHOTS

|               |    |  |
|---------------|----|--|
| <b>Most</b>   | 58 | (2-2-75 vs. Kansas City)                           |
| <b>Fewest</b> | 10 | (10-28-14 at Toronto)<br>(2-8-15 vs. NY Islanders) |

### OPPONENT SHOTS

|               |    |                           |
|---------------|----|---------------------------|
| <b>Most</b>   | 72 | (12-10-70 at Boston)      |
| <b>Fewest</b> | 8  | (3-21-76 vs. Kansas City) |

### SABRES AND OPPONENTS SHOTS COMBINED

|               |     |                       |
|---------------|-----|-----------------------|
| <b>Most</b>   | 100 | (12-10-70 vs. Boston) |
| <b>Fewest</b> | 33  | (10-15-83 vs. Boston) |

### GREATEST MARGIN OF SHOTS FAVORING

|                 |    |                              |
|-----------------|----|------------------------------|
| <b>Sabres</b>   | 37 | (3-3-82 vs. Hartford, 52-15) |
| <b>Opponent</b> | 44 | (12-10-70 at Boston, 72-28)  |

### SABRES SHOTS IN ONE PERIOD

|               |    |   |
|---------------|----|---|
| <b>Most</b>   | 26 | (2-25-78 vs. Cleveland)   |
| <b>Fewest</b> | 0  | (2-19-81 at Montreal)<br>(1-16-99 at Ottawa)<br>(10-7-11 vs. Anaheim) |

### SHOTS ALLOWED IN ONE PERIOD

|               |    |                           |
|---------------|----|---------------------------|
| <b>Most</b>   | 30 | (12-10-70 at Boston)      |
| <b>Fewest</b> | 0  | (3-21-76 vs. Kansas City) |

### SABRES AND OPPONENTS SHOTS COMBINED IN ONE PERIOD

|               |    |   |
|---------------|----|---|
| <b>Most</b>   | 41 | (2-2-75 vs. Kansas City)  |
| <b>Fewest</b> | 5  | (3-14-72 vs. Minnesota)<br>(12-23-72 vs. Los Angeles)<br>(1-13-74 vs. St. Louis)<br>(3-17-02 at Florida)<br>(11-5-15 vs. Tampa Bay) |

### MOST SHOTS IN OVERTIME PERIOD

|                 |    |                          |
|-----------------|----|--------------------------|
| <b>Sabres</b>   | 9  | (2-1-00 vs. Anaheim)     |
| <b>Opponent</b> | 10 | (2-16-96 vs. New Jersey) |
| <b>Combined</b> | 14 | (12-8-17 at Chicago)     |

## PENALTY MINUTES

### MOST PENALTY MINUTES

|                 |     |                        |
|-----------------|-----|------------------------|
| <b>Sabres</b>   | 188 | (3-31-92 at Minnesota) |
| <b>Opponent</b> | 172 | (3-31-92 at Minnesota) |
| <b>Combined</b> | 360 | (3-31-92 at Minnesota) |



# SABRES ALL-TIME DRAFT PICKS

# TEAM HISTORY

2020 - 2021

| 1970                |     |     |      |                            |  |
|---------------------|-----|-----|------|----------------------------|--|
| PLAYER              | RD. | NO. | POS. | LAST TEAM                  |  |
| Perreault, Gilbert  | 1   | 1   | C    | Montreal Jr. Canadiens     |  |
| Deadmarsh, Butch    | 2   | 15  | LW   | Brandon Wheat Kings        |  |
| Cuddie, Steve       | 3   | 29  | D    | Toronto Marlboros          |  |
| Wyrozub, Randy      | 4   | 43  | C    | Edmonton Oil Kings         |  |
| Morton, Mike        | 5   | 57  | F    | Shawinigan Bruins          |  |
| Keeler, Tim         | 6   | 71  | D    | Niagara Falls Flyers       |  |
| Regan, Tim          | 7   | 84  | G    | Boston University          |  |
| Rombough, Doug      | 8   | 97  | C    | St. Catharines Black Hawks |  |
| Nadeau, Luc         | 9   | 107 | C    | Drummondville Rangers      |  |
| 1971                |     |     |      |                            |  |
| PLAYER              | RD. | NO. | POS. | LAST TEAM                  |  |
| Martin, Richard     | 1   | 5   | LW   | Montreal Jr. Canadiens     |  |
| Ramsay, Craig       | 2   | 19  | LW   | Peterborough TPT's         |  |
| Hajt, Bill          | 3   | 33  | D    | Saskatoon Blades           |  |
| Richer, Robert      | 4   | 47  | C    | Three Rivers Dukes         |  |
| Warr, Steve         | 5   | 61  | D    | Clarkson University        |  |
| Duguay, Pierre      | 6   | 75  | C    | Quebec Remparts            |  |
| 1972                |     |     |      |                            |  |
| PLAYER              | RD. | NO. | POS. | LAST TEAM                  |  |
| Schoenfeld, Jim     | 1   | 5   | D    | Niagara Falls Flyers       |  |
| Carriere, Larry     | 2   | 25  | D    | Loyola Univ. (Montreal)    |  |
| McMasters, Jim      | 3   | 37  | D    | Calgary Centennials        |  |
| Campeau, Richard    | 4   | 53  | D    | Sorel Black Hawks          |  |
| Gratton, Gilles     | 5   | 69  | G    | Oshawa Generals            |  |
| McNab, Peter        | 6   | 85  | RW   | University of Denver       |  |
| 1973                |     |     |      |                            |  |
| PLAYER              | RD. | NO. | POS. | LAST TEAM                  |  |
| Titanic, Morris     | 1   | 12  | LW   | Sudbury Wolves             |  |
| Landry, Jean        | 2   | 28  | D    | Quebec Remparts            |  |
| Deschamps, Andre    | 3   | 44  | LW   | Quebec Remparts            |  |
| Dupuis, Yvon        | 4   | 60  | LW   | Quebec Remparts            |  |
| Smulders, Bob       | 5   | 76  | RW   | Peterborough TPT's         |  |
| Korzack, Neil       | 6   | 92  | RW   | Peterborough TPT's         |  |
| Young, Bob          | 7   | 108 | D    | University of Denver       |  |
| O'Connell, Tim      | 8   | 124 | RW   | University of Vermont      |  |
| 1974                |     |     |      |                            |  |
| PLAYER              | RD. | NO. | POS. | LAST TEAM                  |  |
| Fogolin, Lee        | 1   | 11  | D    | Oshawa Generals            |  |
| Gare, Danny         | 2   | 29  | RW   | Calgary Centennials        |  |
| Deziel, Michel      | 3   | 47  | LW   | Sorel Black Hawks          |  |
| McIntosh, Paul      | 4   | 65  | D    | Peterborough TPT's         |  |
| Lariviere, Gary     | 5   | 83  | D    | St. Catharines Black Hawks |  |
| Given, David        | 6   | 101 | D    | Brown University           |  |
| Noreau, Bernard     | 7   | 119 | RW   | Laval National             |  |
| Constantin, Charles | 8   | 136 | LW   | Quebec Remparts            |  |
| Jodzio, Rick        | 9   | 153 | LW   | Hamilton Red Wings         |  |
| Smith, Derek        | 10  | 168 | C    | Ottawa 67's                |  |
| Tsujimoto, Taro     | 11  | 183 | C    | Tokyo Katanas              |  |
| Geoffrion, Bob      | 12  | 196 | LW   | Cornwall Royals            |  |
| 1975                |     |     |      |                            |  |
| PLAYER              | RD. | NO. | POS. | LAST TEAM                  |  |
| Sauve, Bob          | 1   | 17  | G    | Laval National             |  |
| Breitenbach, Ken    | 2   | 35  | D    | St. Catharines Black Hawks |  |
| Martin, Terry       | 3   | 44  | LW   | London Knights             |  |
| McAdam, Gary        | 3   | 53  | RW   | St. Catharines Black Hawks |  |
| Neeld, Greg         | 4   | 71  | D    | Calgary Centennials        |  |
| Edwards, Don        | 5   | 89  | G    | Kitchener Rangers          |  |
| Minor, Jim          | 6   | 107 | LW   | Regina Pats                |  |
| Rowe, Grant         | 7   | 125 | D    | Ottawa 67's                |  |
| Tidey, Alex         | 8   | 143 | RW   | Lethbridge Broncos         |  |
| Whitby, Andy        | 9   | 159 | RW   | Oshawa Generals            |  |
| Moher, Len          | 10  | 174 | G    | University of Notre Dame   |  |





# SABRES ALL-TIME DRAFT PICKS

# TEAM HISTORY

2020 - 2021

## 1976

| PLAYER       | RD. | NO. | POS. | LAST TEAM             |
|--------------|-----|-----|------|-----------------------|
| Kowal, Joe   | 2   | 33  | LW   | Hamilton Fincups      |
| Maze, Henry  | 4   | 69  | LW   | Edmonton Oil Kings    |
| Roscoe, Ron  | 5   | 87  | D    | Hamilton Fincups      |
| Lemieux, Don | 6   | 105 | D    | Three Rivers Draveurs |

## 1977

| PLAYER            | RD. | NO. | POS. | LAST TEAM              |
|-------------------|-----|-----|------|------------------------|
| Seiling, Ric      | 1   | 14  | RW   | St. Catharines Fincups |
| Areschenkoff, Ron | 2   | 32  | C    | Medicine Hat Tigers    |
| Stewart, Bill     | 4   | 68  | D    | Niagara Falls Flyers   |
| Sirois, Richard   | 5   | 86  | G    | Laval National         |
| Ramsey, Wayne     | 6   | 104 | D    | Brandon Wheat Kings    |

## 1978

| PLAYER             | RD. | NO. | POS. | LAST TEAM               |
|--------------------|-----|-----|------|-------------------------|
| Playfair, Larry    | 1   | 13  | D    | Portland Winter Hawks   |
| McKegney, Tony     | 2   | 32  | LW   | Kingston Canadiens      |
| McClanahan, Rob    | 3   | 49  | LW   | University of Minnesota |
| Gazdic, Mike       | 4   | 66  | D    | Sudbury Wolves          |
| Ireland, Randy     | 5   | 82  | G    | Portland Winter Hawks   |
| McGregor, Cam      | 6   | 99  | LW   | Cornwall Royals         |
| Eastman, Dan       | 7   | 116 | C    | London Knights          |
| Stroebel, Eric     | 8   | 133 | C    | University of Minnesota |
| O'Sullivan, Eugene | 9   | 150 | C    | Calgary Wranglers       |

## 1979

| PLAYER            | RD. | NO. | POS. | LAST TEAM               |
|-------------------|-----|-----|------|-------------------------|
| Ramsey, Mike      | 1   | 11  | D    | University of Minnesota |
| Ruff, Lindy       | 2   | 32  | D    | Lethbridge Broncos      |
| Robinson, Mark    | 3   | 53  | D    | Victoria Cougars        |
| Cloutier, Jacques | 3   | 55  | G    | Three Rivers Draveurs   |
| Hamel, Gilles     | 4   | 74  | LW   | Laval National          |
| Haworth, Alan     | 5   | 95  | C    | Sherbrooke Beavers      |
| Knickle, Rick     | 6   | 116 | G    | Brandon Wheat Kings     |

## 1980

| PLAYER             | RD. | NO. | POS. | LAST TEAM                  |
|--------------------|-----|-----|------|----------------------------|
| Patrick, Steve     | 1   | 20  | RW   | Brandon Wheat Kings        |
| Moller, Mike       | 2   | 41  | RW   | Lethbridge Broncos         |
| McKenna, Sean      | 3   | 56  | RW   | Sherbrooke Beavers         |
| North, Jay         | 3   | 62  | C    | Jefferson (Minn.) H.S.     |
| Wiemer, Jim        | 4   | 83  | D    | Peterborough Petes         |
| Rueter, Dirk       | 5   | 104 | D    | Sault St. Marie Greyhounds |
| Naud, Daniel       | 6   | 125 | D    | Sorel Black Hawks          |
| Paavola, Jari      | 7   | 146 | G    | T.P.S. (Finland)           |
| Cunneyworth, Randy | 8   | 167 | C    | Ottawa 67's                |
| Beckon, Dave       | 9   | 188 | C    | Peterborough Petes         |
| Bader, John        | 10  | 209 | LW   | Irondale (Minn.) H.S.      |

## 1981

| PLAYER          | RD. | NO. | POS. | LAST TEAM            |
|-----------------|-----|-----|------|----------------------|
| Dudacek, Jiri   | 1   | 17  | RW   | Czechoslovakia       |
| Virta, Hannu    | 2   | 38  | D    | T.P.S. (Finland)     |
| Aldred, Jim     | 3   | 59  | LW   | Kingston Canadiens   |
| Chisholm, Colin | 3   | 60  | D    | Calgary Wranglers    |
| Eatough, Jeff   | 4   | 80  | RW   | Cornwall Royals      |
| Wikberg, Anders | 4   | 83  | LW   | Timra (Sweden)       |
| Eivola, Mauri   | 5   | 101 | C    | T.P.S. (Finland)     |
| Butorac, Ali    | 6   | 122 | D    | Ottawa 67's          |
| Leime, Heikki   | 7   | 143 | D    | T.P.S. (Finland)     |
| Orlando, Gates  | 8   | 164 | C    | Providence College   |
| Sebek, Venci    | 9   | 185 | D    | Niagara Falls Flyers |
| Harper, Warren  | 10  | 206 | RW   | Prince Albert        |



# SABRES ALL-TIME DRAFT PICKS

# TEAM HISTORY

2020 - 2021

## 1982

| PLAYER            | RD. | NO. | POS. | LAST TEAM                   |
|-------------------|-----|-----|------|-----------------------------|
| Housley, Phil     | 1   | 6   | D    | South St. Paul (Minn.) H.S. |
| Cyr, Paul         | 1   | 9   | LW   | Victoria Cougars            |
| Andreychuk, Dave  | 1   | 16  | C    | Oshawa Generals             |
| Anderson, Mike    | 2   | 26  | C    | North St. Paul (Minn.) H.S. |
| Johansson, Jens   | 2   | 30  | D    | Pitea (Sweden)              |
| Jutila, Timo      | 4   | 68  | D    | Tappara (Finland)           |
| Hamilton, Jeff    | 4   | 79  | C    | Providence College          |
| Logan, Bob        | 5   | 100 | RW   | West Island                 |
| Parker, Jeff      | 6   | 111 | C    | Mariner (Minn.) H.S.        |
| Gustavsson, Jacob | 6   | 121 | G    | Almtuna (Sweden)            |
| Bishop, Alan      | 7   | 142 | D    | Niagara Falls Flyers        |
| Verret, Claude    | 8   | 163 | C    | Three Rivers Draveurs       |
| Norman, Rob       | 9   | 184 | RW   | Cornwall Royals             |
| Craig, Mike       | 10  | 205 | G    | Billings Bighorns           |
| Plankers, Jim     | 11  | 226 | D    | Cloquet (Minn.) H.S.        |

## 1983

| PLAYER           | RD. | NO. | POS. | LAST TEAM                   |
|------------------|-----|-----|------|-----------------------------|
| Barrasso, Tom    | 1   | 5   | G    | Acton-Boxborough H.S.       |
| Lacombe, Normand | 1   | 10  | RW   | Univ. of New Hampshire      |
| Creighton, Adam  | 1   | 11  | C    | Ottawa 67's                 |
| Tucker, John     | 2   | 31  | C    | Kitchener Rangers           |
| Hajdu, Richard   | 2   | 34  | LW   | Kamloops Jr. Oilers         |
| Puppa, Daren     | 4   | 74  | G    | Kirkland Lake Intermediates |
| Meyer, Jayson    | 5   | 94  | D    | Regina Pats                 |
| Hofford, James   | 6   | 114 | D    | Windsor Spitfires           |
| Ruutu, Christian | 7   | 134 | C    | Assat (Finland)             |
| McSween, Don     | 8   | 154 | D    | Redford (Mich.) Royals      |
| Hoover, Tim      | 9   | 174 | D    | Sault St. Marie Greyhounds  |
| Ferner, Mark     | 10  | 194 | D    | Kamloops Blazers            |
| Krupp, Uwe       | 11  | 214 | D    | Kolner (West Germany)       |
| Hamelin, Marc    | 12  | 234 | G    | Shawinigan Cataracts        |
| Salfi, Kermit    | 12  | 235 | LW   | Northwood Prep H.S.         |

## 1984

| PLAYER            | RD. | NO. | POS. | LAST TEAM                   |
|-------------------|-----|-----|------|-----------------------------|
| Andersson, Mikael | 1   | 18  | LW   | Vastra Frolunda (Sweden)    |
| Trapp, Doug       | 2   | 39  | LW   | Regina Pats                 |
| Sheppard, Ray     | 3   | 60  | RW   | Cornwall Royals             |
| Halkidis, Bob     | 4   | 81  | D    | London Knights              |
| Rampton, Joey     | 5   | 102 | LW   | Sault Ste. Marie Greyhounds |
| Gasseau, James    | 6   | 123 | D    | Drummondville               |
| Wakaluk, Darcy    | 7   | 144 | G    | Kelowna Wings               |
| Stambert, Orwar   | 8   | 165 | D    | Djurgardens (Sweden)        |
| McKinnon, Brian   | 10  | 207 | C    | Ottawa 67's                 |
| Delcourt, Grant   | 11  | 228 | RW   | Kelowna Wings               |
| Baker, Sean       | 12  | 249 | LW   | Seattle Breakers            |

## 1985

| PLAYER            | RD. | NO. | POS. | LAST TEAM                   |
|-------------------|-----|-----|------|-----------------------------|
| Johansson, Calle  | 1   | 14  | D    | Vastra Frolunda (Sweden)    |
| Hogue, Benoit     | 2   | 35  | C    | St. Jean Beavers            |
| Gretzky, Keith    | 3   | 56  | C    | Windsor Compuware Spitfires |
| Moylan, Dave      | 4   | 77  | D    | Sudbury Wolves              |
| Priestlay, Ken    | 5   | 98  | C    | Victoria Cougars            |
| Reekie, Joe       | 6   | 119 | D    | Cornwall Royals             |
| Matikainen, Petri | 7   | 140 | D    | Sapko (Finland)             |
| Kaese, Trent      | 8   | 161 | RW   | Lethbridge Broncos          |
| Sejba, Jiri       | 9   | 182 | LW   | Dukla Jihlava (Czech.)      |
| Sutton, Boyd      | 10  | 203 | C    | Stratford Jr. B             |
| Larose, Guy       | 11  | 224 | C    | Guelph Platers              |
| Baumgartner, Ken  | 12  | 245 | D    | Prince Albert Raiders       |



# SABRES ALL-TIME DRAFT PICKS

# TEAM HISTORY

2020 - 2021

## 1986

| PLAYER          | RD. | NO. | POS. | LAST TEAM                   |
|-----------------|-----|-----|------|-----------------------------|
| Anderson, Shawn | 1   | 5   | D    | Team Canada                 |
| Brown, Greg     | 2   | 26  | D    | St. Mark's H.S.             |
| Corkum, Bob     | 3   | 47  | RW   | University of Maine         |
| Kerr, Kevin     | 3   | 56  | RW   | Windsor Compuware Spitfires |
| Baseggio, David | 4   | 68  | D    | Yale University             |
| Rooney, Larry   | 5   | 89  | D    | Thayer                      |
| Baldris, Miguel | 6   | 110 | D    | Shawinigan Cataracts        |
| Hartman, Mike   | 7   | 131 | RW   | North Bay Centennials       |
| Guay, Francois  | 8   | 152 | LW   | Laval Titans                |
| Whitham, Shawn  | 9   | 173 | D    | Providence College          |
| Rein, Kenton    | 10  | 194 | G    | Prince Albert Raiders       |
| Arndt, Troy     | 11  | 215 | D    | Portland Winter Hawks       |
| Capello, Jeff   | S1  | 5   | LW   | University of Vermont       |
| Cullen, John    | S2  | 10  | C    | Boston University           |

## 1987

| PLAYER           | RD. | NO. | POS. | LAST TEAM               |
|------------------|-----|-----|------|-------------------------|
| Turgeon, Pierre  | 1   | 1   | C    | Granby Bisons           |
| Miller, Brad     | 2   | 22  | D    | Regina Pats             |
| MacVicar, Andrew | 3   | 53  | LW   | Peterborough Petes      |
| Bradley, John    | 4   | 84  | G    | New Hampton H.S.        |
| Pergola, David   | 5   | 85  | RW   | Belmont Hill H.S.       |
| Marshall, Chris  | 6   | 106 | LW   | Boston College H.S.     |
| Flanigan, Paul   | 7   | 127 | D    | New Hampton H.S.        |
| Dooley, Sean     | 8   | 148 | D    | Groton                  |
| Roberts, Tim     | 8   | 153 | C    | Deerfield Academy       |
| Tkachuk, Grant   | 9   | 169 | LW   | Saskatoon Blades        |
| Herbers, Ian     | 10  | 190 | D    | Swift Current Broncos   |
| Littman, David   | 11  | 211 | G    | Boston College          |
| MacIassac, Allan | 12  | 232 | LW   | Guelph Platers          |
| Snuggerud, Dave  | S1  | 1   | LW   | University of Minnesota |
| de Carle, Mike   | S2  | 6   | RW   | Lake Superior St.       |

## 1988

| PLAYER             | RD. | NO. | POS. | LAST TEAM               |
|--------------------|-----|-----|------|-------------------------|
| Savage, Joel       | 1   | 13  | RW   | Victoria Cougars        |
| Loewen, Darcy      | 3   | 55  | LW   | Spokane Chiefs          |
| Carney, Keith      | 4   | 76  | D    | Mt. St. Charles H.S.    |
| Mogilny, Alexander | 5   | 89  | RW   | ZSKA Moscow             |
| Ray, Rob           | 5   | 97  | LW   | Cornwall Royals         |
| Di Vita, David     | 6   | 106 | D    | Lake Superior State     |
| McLaughlin, Mike   | 6   | 118 | LW   | Choate                  |
| Griffith, Mike     | 7   | 139 | RW   | Ottawa 67's             |
| Ruoho, Daniel      | 8   | 160 | D    | Madison Memorial H.S.   |
| Flaherty, Wade     | 9   | 181 | G    | Victoria Cougars        |
| Nieman, Thomas     | 11  | 223 | RW   | Choate                  |
| Wallwork, Robert   | 12  | 244 | C    | Miami (Ohio) University |
| Davies, Clarke     | S3  | 18  | D    | Ferris State University |

## 1989

| PLAYER          | RD. | NO. | POS. | LAST TEAM                    |
|-----------------|-----|-----|------|------------------------------|
| Haller, Kevin   | 1   | 14  | D    | Regina Pats                  |
| Thomas, Scott   | 3   | 56  | RW   | Nichols (N.Y.) H.S.          |
| MacDonald, Doug | 4   | 77  | C    | University of Wisconsin      |
| Sutton, Ken     | 5   | 98  | D    | Saskatoon Blades             |
| Pye, Bill       | 6   | 107 | G    | Northern Michigan University |
| Barkley, Mike   | 6   | 119 | RW   | University of Maine          |
| Plante, Derek   | 8   | 161 | C    | Cloquet (Minn.) H.S.         |
| Audette, Donald | 9   | 183 | RW   | Laval Titans                 |
| Astley, Mark    | 10  | 194 | D    | Lake Superior State          |
| Nelson, John    | 10  | 203 | C    | Toronto Marlboros            |
| Henderson, Todd | 11  | 224 | G    | Thunder Bay                  |
| Bavis, Michael  | 12  | 245 | RW   | Cushing Academy              |
| Boyce, Ian      | S3  | 19  | LW   | University of Vermont        |

Note: S in round number refers to the supplemental draft.



# SABRES ALL-TIME DRAFT PICKS

# TEAM HISTORY

2020 - 2021

## 1990

| PLAYER           | RD. | NO. | POS. | LAST TEAM                  |
|------------------|-----|-----|------|----------------------------|
| May, Brad        | 1   | 14  | LW   | Niagara Falls Thunder      |
| McCarthy, Brian  | 4   | 82  | C    | Pingree H.S. (Mass.)       |
| Smehlik, Richard | 5   | 97  | D    | Vitkovice (Czech.)         |
| Bojcun, Todd     | 5   | 100 | G    | Peterborough (OHL)         |
| Pascall, Brad    | 5   | 103 | D    | University of North Dakota |
| Gordiouk, Viktor | 7   | 142 | LW   | Krylja Sovetov             |
| Nedoma, Milan    | 8   | 166 | D    | Zetor Brno (Czech.)        |
| Winch, Jason     | 9   | 187 | LW   | Niagara Falls Thunder      |
| Naud, Sylvain    | 10  | 208 | RW   | Laval Titans               |
| Martin, Kenneth  | 11  | 229 | LW   | Belmont Hill (Mass.) H.S.  |
| Rubachuk, Brad   | 12  | 250 | C    | Lethbridge Hurricanes      |
| McFarlane, Shane | S3  | 24  | C    | University of North Dakota |

## 1991

| PLAYER            | RD. | NO. | POS. | LAST TEAM                  |
|-------------------|-----|-----|------|----------------------------|
| Boucher, Philippe | 1   | 13  | D    | Granby Bisons              |
| Dawe, Jason       | 2   | 35  | LW   | Peterborough Petes         |
| Young, Jason      | 3   | 57  | LW   | Sudbury Wolves             |
| Ambroziak, Peter  | 4   | 72  | LW   | Ottawa 67's                |
| Shields, Steve    | 5   | 101 | G    | Univ. of Michigan          |
| O'Donnell, Sean   | 6   | 123 | D    | Sudbury Wolves             |
| Holzinger, Brian  | 6   | 124 | C    | Detroit Red Wings Jr. A    |
| Snell, Chris      | 7   | 145 | D    | Ottawa 67's                |
| Kuntos, Jiri      | 8   | 162 | D    | Jihlava (Czech.)           |
| Iob, Tony         | 9   | 189 | LW   | Sault St. Marie Greyhounds |
| Meany, Spencer    | 10  | 211 | RW   | St. Lawrence University    |
| Volkov, Mihail    | 11  | 233 | RW   | Krylja (U.S.S.R.)          |
| Smith, Mike       | 12  | 255 | D    | Lake Superior State        |
| Steer, Jamie      | S3  | 19  | RW   | Michigan Tech              |

## 1992

| PLAYER           | RD. | NO. | POS. | LAST TEAM             |
|------------------|-----|-----|------|-----------------------|
| Cooper, David    | 1   | 11  | D    | Medicine Hat (WHL)    |
| Cierny, Jozef    | 2   | 35  | LW   | Zvolen (Czech)        |
| Steiner, Ondrej  | 3   | 59  | C    | Plzen (Czech)         |
| Melanson, Dean   | 4   | 80  | D    | St. Hyacinthe (QMJHL) |
| Barnaby, Matthew | 4   | 83  | LW   | Beauport (QMJHL)      |
| Ketterer, Markus | 5   | 107 | G    | Jokerit (Finland)     |
| Khmylev, Yuri    | 5   | 108 | LW   | Krylja (CIS)          |
| Rushforth, Paul  | 6   | 131 | C    | North Bay (OHL)       |
| Tiltgen, Dean    | 8   | 179 | C    | Tri-City (WHL)        |
| Simon, Todd      | 9   | 203 | C    | Niagara Falls (OHL)   |
| Kowalsky, Rick   | 10  | 227 | RW   | Sault St. Marie (OHL) |
| Clancy, Chris    | 11  | 251 | LW   | Cornwall (OHL)        |

## 1993

| PLAYER           | RD. | NO. | POS. | LAST TEAM                |
|------------------|-----|-----|------|--------------------------|
| Tsygurov, Denis  | 2   | 38  | D    | Lada Togliatti (CIS)     |
| Philpott, Ethan  | 3   | 64  | RW   | Phillips Andover Academy |
| Safarik, Richard | 5   | 116 | LW   | Nitra (EUR)              |
| Pozzo, Kevin     | 6   | 142 | D    | Moose Jaw (WHL)          |
| Petrenko, Sergei | 7   | 168 | LW   | Dynamo Moscow (CIS)      |
| Barrie, Mike     | 8   | 194 | C    | Victoria (WHL)           |
| Moore, Barrie    | 9   | 220 | LW   | Sudbury (OHL)            |
| Davis, Chris     | 10  | 246 | G    | Calgary Royals (Tier 2)  |
| Nichol, Scott    | 11  | 272 | C    | Portland (WHL)           |

## 1994

| PLAYER             | RD. | NO. | POS. | LAST TEAM          |
|--------------------|-----|-----|------|--------------------|
| Primeau, Wayne     | 1   | 17  | C    | Owen Sound (OHL)   |
| Brown, Curtis      | 2   | 43  | C    | Moose Jaw (WHL)    |
| Ndur, Rumun        | 3   | 69  | D    | Guelph (OHL)       |
| Klimentiev, Sergei | 5   | 121 | D    | Medicine Hat (WHL) |
| Benazic, Cal       | 6   | 147 | D    | Medicine Hat (WHL) |
| Plouffe, Steve     | 7   | 168 | G    | Granby (QMJHL)     |

Continued on next page

Note: S in round number refers to the supplemental draft.





# SABRES ALL-TIME DRAFT PICKS

# TEAM HISTORY

2020 - 2021

## 1994

| PLAYER         | RD. | NO. | POS. | LAST TEAM           |
|----------------|-----|-----|------|---------------------|
| Hnidy, Shane   | 7   | 173 | D    | Prince Albert (WHL) |
| Webb, Steve    | 7   | 176 | RW   | Peterborough (OHL)  |
| Westerby, Bob  | 8   | 199 | LW   | Kamloops (WHL)      |
| Millar, Craig  | 9   | 225 | D    | Swift Current (WHL) |
| Polak, Mark    | 10  | 251 | C    | Medicine Hat (WHL)  |
| Wright, Shayne | 11  | 277 | D    | Owen Sound (OHL)    |

## 1995

| PLAYER              | RD. | NO. | POS. | LAST TEAM             |
|---------------------|-----|-----|------|-----------------------|
| McKee, Jay          | 1   | 14  | D    | Niagara Falls (OHL)   |
| Biron, Martin       | 1   | 16  | G    | Beauport (QMJHL)      |
| Dutiaume, Mark      | 2   | 42  | LW   | Brandon (WHL)         |
| Sunderland, Mathieu | 3   | 68  | RW   | Drummondville (QMJHL) |
| Davidson, Matt      | 4   | 94  | RW   | Portland (WHL)        |
| Menhart, Marian     | 5   | 111 | D    | Litvinov (Czech)      |
| Popp, Kevin         | 5   | 119 | D    | Seattle (WHL)         |
| Bienvenue, Daniel   | 5   | 123 | LW   | Val d'Or (QMJHL)      |
| Scott, Brian        | 7   | 172 | C    | Kitchener (OHL)       |
| Zanutto, Mike       | 8   | 198 | C    | Oshawa (OHL)          |
| Skrlac, Rob         | 9   | 224 | LW   | Kamloops (WHL)        |

## 1996

| PLAYER           | RD. | NO. | POS. | LAST TEAM               |
|------------------|-----|-----|------|-------------------------|
| Rasmussen, Erik  | 1   | 7   | C/LW | University of Minnesota |
| Sarich, Cory     | 2   | 27  | D    | Saskatoon (WHL)         |
| Van Oene, Darren | 2   | 33  | LW   | Brandon (WHL)           |
| Methot, Francois | 3   | 54  | C    | St-Hyacinthe (QMJHL)    |
| Walsh, Kurt      | 4   | 87  | RW   | Owen Sound (OHL)        |
| Martone, Mike    | 4   | 106 | D    | Peterborough (OHL)      |
| Tezиков, Alexei  | 5   | 115 | D    | Lada Togliatti (Russia) |
| Davis, Ryan      | 6   | 142 | RW   | Owen Sound (OHL)        |
| Mortier, Darren  | 6   | 161 | C    | Sarnia (OHL)            |
| Buhler, Scott    | 9   | 222 | G    | Medicine Hat (WHL)      |

## 1997

| PLAYER            | RD. | NO. | POS. | LAST TEAM         |
|-------------------|-----|-----|------|-------------------|
| Noronen, Mika     | 1   | 21  | G    | Tappara (Finland) |
| Tallinder, Henrik | 2   | 48  | D    | AIK (Sweden)      |
| Afinogenov, Maxim | 3   | 69  | RW   | Dynamo (Russia)   |
| Martin, Jeff      | 3   | 75  | C    | Windsor (OHL)     |
| Theoret, Luc      | 4   | 101 | D    | Lethbridge (WHL)  |
| DiRoberto, Torrey | 5   | 128 | C    | Seattle (WHL)     |
| Campbell, Brian   | 6   | 156 | D    | Ottawa (OHL)      |
| Adduono, Jeremy   | 7   | 184 | RW   | Sudbury (OHL)     |
| Piros, Kamil      | 8   | 212 | C    | Litvinov (Czech)  |
| Kemp, Dylan       | 9   | 238 | D    | Lethbridge (WHL)  |

## 1998

| PLAYER            | RD. | NO. | POS. | LAST TEAM                   |
|-------------------|-----|-----|------|-----------------------------|
| Kalinin, Dimitri  | 1   | 18  | D    | Traktor (Russia)            |
| Peters, Andrew    | 2   | 34  | LW   | Oshawa (OHL)                |
| Milley, Norman    | 2   | 47  | RW   | Sudbury (OHL)               |
| Kristek, Jaroslav | 2   | 50  | RW   | ZPS Zlin (Czech)            |
| Pandolfo, Mike    | 3   | 77  | LW   | St. Sebastien's             |
| Goldade, Aaron    | 5   | 137 | C    | Brandon (WHL)               |
| Kotalik, Ales     | 6   | 164 | RW   | HC Ceske Budejovice (Czech) |
| Moran, Brad       | 7   | 191 | C    | Calgary (WHL)               |
| Moravec, David    | 8   | 218 | RW   | HC Vitkovice (Czech)        |
| Terglav, Edo      | 9   | 249 | RW   | Baie-Comeau (QMJHL)         |

## 1999

| PLAYER             | RD. | NO. | POS. | LAST TEAM           |
|--------------------|-----|-----|------|---------------------|
| Heisten, Barrett   | 1   | 20  | LW   | University of Maine |
| Bartovic, Milan    | 2   | 35  | RW   | Trencin (Slovakia)  |
| Janik, Doug        | 2   | 55  | D    | University of Maine |
| Zigomanis, Michael | 2   | 64  | C    | Kingston (OHL)      |

Continued on next page



# SABRES ALL-TIME DRAFT PICKS

## TEAM HISTORY

2020 - 2021

### 1999

| PLAYER             | RD. | NO. | POS. | LAST TEAM           |
|--------------------|-----|-----|------|---------------------|
| Preston, Tim       | 3   | 73  | LW   | Seattle (WHL)       |
| Mosovsky, Karel    | 4   | 117 | LW   | Regina (WHL)        |
| Miller, Ryan       | 5   | 138 | G    | Soo (NAHL)          |
| Kinch, Matthew     | 5   | 146 | D    | Calgary (WHL)       |
| Hyacinthe, Seneque | 6   | 178 | LW   | Val D'Or (QMJHL)    |
| Dececco, Bret      | 7   | 206 | RW   | Seattle (WHL)       |
| Self, Brad         | 8   | 235 | C    | Peterborough (OHL)  |
| Brunel, Craig      | 9   | 263 | RW   | Prince Albert (WHL) |

### 2000

| PLAYER             | RD. | NO. | POS. | LAST TEAM           |
|--------------------|-----|-----|------|---------------------|
| Kriukov, Artem     | 1   | 15  | C    | Yaroslavl (Russia)  |
| Decaire, Gerard    | 2   | 48  | D    | Seattle (WHL)       |
| Rousseau, Ghyslain | 4   | 111 | G    | Baie-Comeau (QMJHL) |
| Denisov, Denis     | 5   | 149 | D    | HC Moscow (Russia)  |
| Bizyayev, Vasily   | 7   | 213 | F    | CSKA Jr. (Russia)   |
| Gaustad, Paul      | 7   | 220 | C/LW | Portland (WHL)      |
| McMorrow, Sean     | 8   | 258 | D    | Kitchener (OHL)     |
| Courtney, Ryan     | 9   | 277 | LW   | Windsor (OHL)       |

### 2001

| PLAYER            | RD. | NO. | POS. | LAST TEAM          |
|-------------------|-----|-----|------|--------------------|
| Novotny, Jiri     | 1   | 22  | C    | Budejovice (Czech) |
| Roy, Derek        | 2   | 32  | C    | Kitchener (OHL)    |
| Thorburn, Chris   | 2   | 50  | C    | North Bay (OHL)    |
| Pominville, Jason | 2   | 55  | RW   | Shawinigan (QMJHL) |
| Vondrka, Michal   | 5   | 155 | LW   | Budejovice (Czech) |
| Aslund, Calle     | 8   | 234 | D    | Huddinge (Sweden)  |
| Dubec, Marek      | 8   | 247 | D    | Vsetin (Slovakia)  |
| Jorde, Ryan       | 9   | 279 | D    | Tri-City (WHL)     |

### 2002

| PLAYER           | RD. | NO. | POS. | LAST TEAM                    |
|------------------|-----|-----|------|------------------------------|
| Ballard, Keith   | 1   | 11  | D    | University of Minnesota      |
| Paille, Daniel   | 1   | 20  | LW   | Guelph (OHL)                 |
| Tessier, Michael | 3   | 76  | LW   | Acadie-Bathurst (QMJHL)      |
| Adams, John      | 3   | 82  | D    | Boston College               |
| Hulva, Jakub     | 4   | 108 | F    | Citkovice (Czech)            |
| Magers, Marty    | 4   | 121 | G    | Omaha (USHL)                 |
| Sheviev, Maxim   | 6   | 178 | C    | Elemash Elektorstal (Russia) |
| Hecl, Radoslav   | 7   | 208 | D    | Bratislava (Slovakia)        |
| Wideman, Dennis  | 8   | 241 | D    | London (OHL)                 |
| Cizek, Martin    | 9   | 271 | D    | HC Slavia Praha (Czech)      |

### 2003

| PLAYER                  | RD. | NO. | POS. | LAST TEAM                 |
|-------------------------|-----|-----|------|---------------------------|
| Vanek, Thomas           | 1   | 5   | LW   | University of Minnesota   |
| Fabry, Branislav        | 2   | 65  | RW   | Bratislava Jr. (Slovakia) |
| MacArthur, Clarke       | 3   | 74  | LW   | Medicine Hat (WHL)        |
| Hejda, Jan              | 4   | 106 | D    | HC Slavia Praha (Czech)   |
| Ezhov, Denis            | 4   | 114 | D    | Togliatti (Russia)        |
| Morrow, Thomas          | 5   | 150 | D    | Des Moines (USHL)         |
| Voroshinin, Pavel       | 6   | 172 | D    | Mississauga (OHL)         |
| Paetsch, Nathan         | 7   | 202 | D    | Moose Jaw (WHL)           |
| Weber, Jeff             | 8   | 235 | G    | Plymouth (OHL)            |
| Martin, Louis-Phillippe | 9   | 266 | RW   | Baie-Comeau (QMJHL)       |

### 2004

| PLAYER           | RD. | NO. | POS. | LAST TEAM                  |
|------------------|-----|-----|------|----------------------------|
| Stafford, Drew   | 1   | 13  | RW   | University of North Dakota |
| Funk, Michael    | 2   | 43  | D    | Portland (WHL)             |
| Sekera, Andrej   | 3   | 71  | D    | Trencin Jr. (Slovakia)     |
| Valent, Michal   | 5   | 145 | G    | Martin Jr. (Slovakia)      |
| Kaletka, Patrick | 6   | 176 | RW   | Peterborough (OHL)         |
| Mancari, Mark    | 7   | 207 | RW   | Ottawa (OHL)               |
| Card, Mike       | 8   | 241 | D    | Kelowna (WHL)              |
| Hunter, Dylan    | 9   | 273 | LW   | London (OHL)               |



# SABRES ALL-TIME DRAFT PICKS TEAM HISTORY

2020 - 2021

## 2005

| PLAYER                  | RD. | NO. | POS. | LAST TEAM               |
|-------------------------|-----|-----|------|-------------------------|
| Zagraban, Marek         | 1   | 13  | C    | Chicoutimi (QMJHL)      |
| Gogulla, Philippe       | 2   | 48  | LW   | Koln (Germany)          |
| Gragnani, Marc-Andre    | 3   | 87  | D    | PEI (QMJHL)             |
| Butler, Chris           | 4   | 96  | D    | Sioux City (USHL)       |
| Gerbe, Nathan           | 5   | 142 | C    | US Under-18 (USDL)      |
| Dennis, Adam            | 6   | 182 | G    | London (OHL)            |
| Buravchikov, Vyacheslav | 6   | 191 | D    | Kryja (Russia)          |
| Generous, Matt          | 7   | 208 | D    | N.E. Jr. Falcons (EJHL) |
| Orpik, Andrew           | 7   | 227 | D    | Thayer Academy (USHSE)  |

## 2006

| PLAYER            | RD. | NO. | POS. | LAST TEAM             |
|-------------------|-----|-----|------|-----------------------|
| Persson, Dennis   | 1   | 24  | D    | Vasteras Jr. (Sweden) |
| Enroth, Jhonas    | 2   | 46  | G    | Sodertalje (Sweden)   |
| Weber, Mike       | 2   | 57  | D    | Windsor (OHL)         |
| Schutz, Felix     | 4   | 117 | C    | Saint John (QMJHL)    |
| Biega, Alex       | 5   | 147 | D    | Salisbury (USHS)      |
| Breault, Benjamin | 7   | 207 | C    | Baie Comeau (QMJHL)   |

## 2007

| PLAYER             | RD. | NO. | POS. | LAST TEAM              |
|--------------------|-----|-----|------|------------------------|
| Brennan, T.J.      | 2   | 31  | D    | St. John's (QMJHL)     |
| Schiestel, Drew    | 2   | 59  | D    | Mississauga (OHL)      |
| Tropp, Corey       | 3   | 89  | F    | Sioux Falls (USHL)     |
| Eidsness, Bradley  | 5   | 139 | G    | Okotoks (AJHL)         |
| Allard, Jean-Simon | 5   | 147 | C    | St. John's (QMJHL)     |
| Byron, Paul        | 6   | 179 | C    | Gatineau (QMJHL)       |
| Eno, Nick          | 7   | 187 | G    | Green Mountain (EJHL)  |
| MacKenzie, Drew    | 7   | 209 | D    | The Taft School (USHS) |

## 2008

| PLAYER           | RD. | NO. | POS. | LAST TEAM          |
|------------------|-----|-----|------|--------------------|
| Myers, Tyler     | 1   | 12  | D    | Kelowna (WHL)      |
| Ennis, Tyler     | 1   | 26  | LW   | Medicine Hat (WHL) |
| Adam, Luke       | 2   | 44  | LW   | St. John's (WHL)   |
| Fienhage, Cory   | 3   | 81  | D    | Eastview (USHS)    |
| Jokinen, Justin  | 4   | 101 | RW   | Cloquet (USHS)     |
| Southern, Jordon | 4   | 104 | D    | PEI (QMJHL)        |
| Lagace, Jacob    | 5   | 134 | LW   | Chicoutimi (QMJHL) |
| Crawford, Nick   | 6   | 164 | D    | Saginaw (OHL)      |

## 2009

| PLAYER          | RD. | NO. | POS. | LAST TEAM              |
|-----------------|-----|-----|------|------------------------|
| Kassian, Zack   | 1   | 13  | RW   | Peterborough (OHL)     |
| McNabb, Brayden | 3   | 66  | D    | Kootenay (WHL)         |
| Foligno, Marcus | 4   | 104 | LW   | Sudbury (OHL)          |
| Adams, Mark     | 5   | 134 | D    | Malden Catholic (USHS) |
| Knapp, Connor   | 6   | 164 | G    | Miami (CCHA)           |
| Legault, Maxime | 7   | 194 | RW   | Shawinigan (QMJHL)     |

## 2010

| PLAYER                 | RD. | NO. | POS. | LAST TEAM             |
|------------------------|-----|-----|------|-----------------------|
| Pysyk, Mark            | 1   | 23  | D    | Edmonton (WHL)        |
| Gauthier-Leduc, Jerome | 3   | 68  | D    | Rouyn-Noranda (QMJHL) |
| Sundher, Kevin         | 3   | 75  | C    | Chilliwack (WHL)      |
| MacKenzie, Matt        | 3   | 83  | D    | Calgary (WHL)         |
| Shiple, Steven         | 4   | 98  | C    | Owen Sound (OHL)      |
| Sutch, Gregg           | 5   | 143 | RW   | Mississauga (OHL)     |
| Henley, Cedrick        | 6   | 173 | LW   | Val d'Or (QMJHL)      |
| Isackson, Christian    | 7   | 203 | RW   | St. Thomas (USHS)     |
| Boychuk, Riley         | 7   | 208 | LW   | Portland (WHL)        |



# SABRES ALL-TIME DRAFT PICKS

# TEAM HISTORY

2020 - 2021

| 2011                |     |     |      |                                |  |
|---------------------|-----|-----|------|--------------------------------|--|
| PLAYER              | RD. | NO. | POS. | LAST TEAM                      |  |
| Armia, Joel         | 1   | 16  | RW   | Assat (SM-liiga)               |  |
| Catenacci, Daniel   | 3   | 77  | C    | Sault Ste. Marie (OHL)         |  |
| Jacobs, Colin       | 4   | 107 | C    | Seattle (WHL)                  |  |
| Lepkowski, Alex     | 5   | 137 | D    | Barrie (OHL)                   |  |
| Lieuwen, Nathan     | 6   | 167 | G    | Kootenay (WHL)                 |  |
| Navin, Brad         | 7   | 197 | C    | Waupaca (USHS)                 |  |
| 2012                |     |     |      |                                |  |
| PLAYER              | RD. | NO. | POS. | LAST TEAM                      |  |
| Grigorenko, Mikhail | 1   | 12  | C    | Quebec (QMJHL)                 |  |
| Girgenson, Zemgus   | 1   | 14  | C    | Dubuque (USHL)                 |  |
| McCabe, Jake        | 2   | 44  | D    | Wisconsin (WCHA)               |  |
| Kea, Justin         | 3   | 73  | C    | Saginaw (OHL)                  |  |
| Nelson, Logan       | 5   | 133 | C    | Victoria (WHL)                 |  |
| Ullmark, Linus      | 6   | 163 | G    | MODO Jr. (Sweden)              |  |
| Austin, Brady       | 7   | 193 | D    | Belleville (OHL)               |  |
| Peterson, Judd      | 7   | 204 | C/RW | Duluth Marshall (USHS)         |  |
| 2013                |     |     |      |                                |  |
| PLAYER              | RD. | NO. | POS. | LAST TEAM                      |  |
| Ristolainen, Rasmus | 1   | 8   | D    | TPS (Finland)                  |  |
| Zadorov, Nikita     | 1   | 16  | D    | London (OHL)                   |  |
| Compher, J.T.       | 2   | 35  | LW   | US Under-18 (USHL)             |  |
| Hurley, Connor      | 2   | 38  | C    | Edina (USHS)                   |  |
| Bailey, Justin      | 2   | 52  | RW   | Kitchener (OHL)                |  |
| Baptiste, Nicholas  | 3   | 69  | RW   | Sudbury (OHL)                  |  |
| Petersen, Cal       | 5   | 129 | G    | Waterloo (USHL)                |  |
| Possler, Gustav     | 5   | 130 | RW   | MODO Jr. (Sweden)              |  |
| Florentino, Anthony | 5   | 143 | D    | South Kent (USHS)              |  |
| Malone, Sean        | 6   | 159 | C    | US Under-18 (USHL)             |  |
| Locke, Eric         | 7   | 189 | C    | Saginaw (OHL)                  |  |
| 2014                |     |     |      |                                |  |
| PLAYER              | RD. | NO. | POS. | LAST TEAM                      |  |
| Reinhart, Sam       | 1   | 2   | C    | Kootenay (WHL)                 |  |
| Lemieux, Brendan    | 2   | 31  | LW   | Barrie (OHL)                   |  |
| Cornel, Eric        | 2   | 44  | C    | Peterborough (OHL)             |  |
| Karabacek, Vaclav   | 2   | 49  | RW   | Gatineau (QMJHL)               |  |
| Johansson, Jonas    | 3   | 61  | G    | Brynäs Jr. (Sweden)            |  |
| Martin, Brycen      | 3   | 74  | D    | Swift Current (WHL)            |  |
| Willman, Maxwell    | 5   | 121 | C    | Williston-North Hampton (USHS) |  |
| Brown, Christopher  | 6   | 151 | C    | Cranbrook Kingswood (USHS)     |  |
| Olofsson, Victor    | 7   | 181 | RW   | MODO Jr. (Sweden)              |  |
| 2015                |     |     |      |                                |  |
| PLAYER              | RD. | NO. | POS. | LAST TEAM                      |  |
| Eichel, Jack        | 1   | 2   | C    | Boston University (H-East)     |  |
| Guhle, Brendan      | 2   | 51  | D    | Prince Albert (WHL)            |  |
| Borgem, William     | 4   | 92  | D    | Moorhead (USHS)                |  |
| Stephens, Devante   | 5   | 122 | D    | Kelowna (WHL)                  |  |
| Estephan, Giorgio   | 6   | 152 | C    | Lethbridge (WHL)               |  |
| Chukarov, Ivan      | 7   | 182 | D    | Minnesota (NAHL)               |  |
| 2016                |     |     |      |                                |  |
| PLAYER              | RD. | NO. | POS. | LAST TEAM                      |  |
| Nylander, Alexander | 1   | 8   | LW   | Mississauga (OHL)              |  |
| Asplund, Rasmus     | 2   | 33  | C    | Farjestad (Sweden)             |  |
| Pu, Cliff           | 3   | 69  | RW   | London (OHL)                   |  |
| Fitzgerald, Casey   | 3   | 86  | D    | Boston College (H-East)        |  |
| Murray, Brett       | 4   | 99  | LW   | Carleton Place (CCHL)          |  |
| Nyberg, Philip      | 5   | 129 | D    | Linköping Jr. (Sweden)         |  |
| Budik, Vojtech      | 5   | 130 | D    | Prince Albert (WHL)            |  |
| Hagel, Brandon      | 6   | 159 | LW   | Red Deer (WHL)                 |  |
| Osmanski, Austin    | 7   | 189 | D    | Mississauga (OHL)              |  |
| Glotov, Vasily      | 7   | 190 | C    | Lvy St. Petersburg 2 (Russia)  |  |





# SABRES ALL-TIME DRAFT PICKS

# TEAM HISTORY

2020 - 2021

## 2017

| PLAYER                | RD. | NO. | POS. | LAST TEAM            |
|-----------------------|-----|-----|------|----------------------|
| Mittelstadt, Casey    | 1   | 8   | C    | Eden Prairie (USHS)  |
| Davidsson, Marcus     | 2   | 37  | C    | Djurgardens (Sweden) |
| Luukkonen, Ukko-Pekka | 2   | 54  | G    | HPK Jr. (Finland)    |
| Laaksonen, Oskari     | 3   | 89  | D    | Ilves Jr. (Finland)  |
| Bryson, Jacob         | 4   | 99  | D    | Providence (H-East)  |
| Weissbach, Linus      | 7   | 192 | LW   | Tri-City (USHL)      |

## 2018

| PLAYER                     | RD. | NO. | POS. | LAST TEAM              |
|----------------------------|-----|-----|------|------------------------|
| Dahlin, Rasmus             | 1   | 1   | D    | Frolunda (Sweden)      |
| Samuelsson, Mattias        | 2   | 32  | D    | US Under-18 (USHL)     |
| Pekar, Matej               | 4   | 94  | C    | Muskegon (USHL)        |
| Lindstrand Cronholm, Linus | 4   | 117 | D    | Malmo Jr. (Sweden)     |
| Kukkonen, Miska            | 5   | 125 | D    | Ilves Jr. (Finland)    |
| Worge-Kreu, William        | 7   | 187 | D    | Linkoping Jr. (Sweden) |

## 2019

| PLAYER            | RD. | NO. | POS. | LAST TEAM             |
|-------------------|-----|-----|------|-----------------------|
| Cozens, Dylan     | 1   | 7   | C    | Lethbridge (WHL)      |
| Johnson, Ryan     | 1   | 31  | D    | Sioux Falls (USHL)    |
| Portillo, Erik    | 3   | 67  | G    | Frolunda Jr. (Sweden) |
| Huglen, Aaron     | 4   | 102 | RW   | Fargo (USHL)          |
| Cederqvist, Filip | 5   | 143 | LW   | Vaxjo (Sweden)        |
| Rousek, Lukas     | 6   | 160 | RW   | Sparta Praha (Czech)  |

## 2020

| PLAYER             | RD. | NO. | POS. | LAST TEAM                |
|--------------------|-----|-----|------|--------------------------|
| Quinn, Jack        | 1   | 8   | RW   | Ottawa (OHL)             |
| Peterka, J-J       | 2   | 34  | RW   | Munchen (Germany)        |
| Costantini, Matteo | 5   | 131 | C    | Buffalo (OJHL)           |
| Lyckasen, Albert   | 7   | 193 | D    | Linkoping Jr. (Sweden)   |
| Konecny, Jakub     | 7   | 216 | C    | Sparta Praha Jr. (Czech) |



## CLUB AFFILIATION HISTORY

# AHL AFFILIATE

2020 - 2021

### HISTORY OF AFFILIATION | EST 1979



After three seasons with the Portland Pirates, the Buffalo Sabres renewed their affiliation with the Rochester Americans before the 2011-12 season. The 2020-21 season will mark the 39th season of affiliation between the Sabres and Amerks, one of the longest relationships between an NHL team and its AHL affiliate.

The Amerks are entering their historic 65th season in the American Hockey League and the team will once again be an essential pipeline for future Sabres stars.

It was during the 1979-80 campaign that the two organizations first formed a professional hockey partnership. Billy Inglis was the first head coach of the Amerks during the affiliation. Future coaches would include Mike Keenan (1994, New York Rangers) and John Tortorella (Tampa Bay Lightning, 2004), who both went on to coach NHL teams to Stanley Cup victories.

In 38 years of affiliation, the Amerks have compiled a record of 1,464-1,174-352 in 2,990 regular-season games and captured nine division titles. During that period, the Amerks have captured three Calder Cup Championships (1983, 1987 and 1996) and have advanced to the Calder Cup Finals a total of nine times.

The Sabres and Pirates enjoyed a successful three-year affiliation (2008-09—2010-11), with the Pirates compiling a 131-79-30 overall record and a first-place finish in the Atlantic Division in 2010-11. During the three-year span, three Pirates players were named Dudley "Red" Garrett Memorial Award winners, an award given to the AHL's most outstanding rookie: Nathan Gerbe (2008-09), Tyler Ennis (2009-10) and Luke Adam (2010-11).

Besides the Sabres, the Amerks have been affiliated with the Montreal Canadiens, Toronto Maple Leafs, Minnesota North Stars, Boston Bruins, Vancouver Canucks, Quebec Nordiques and Florida Panthers.



# MEDIA INFORMATION

ROCHESTER AMERICANS MEDIA GUIDE



# MEDIA INFORMATION 2020-21 NHL PR DIRECTORY












| TEAM   | CONTACT            | PHONE        | EMAIL                                    |
|--|--------------------|--------------|--|
|  <b>ANAHEIM DUCKS</b>           | Alex Gilchrist     | 714-940-2911 | agilchrist@anaheimducks.com              |
|  | Steve Hoem         | 714-940-2909 | shoem@anaheimducks.com                   |
|  | Keren Lynch        | 714-940-2890 | klynch@anaheimducks.com                  |
|  <b>ARIZONA COYOTES</b>         | Richard Nairn      | 623-772-3249 | rich.nairn@arizonacoyotes.com            |
|  | Greg Dillard       | 623-772-3306 | greg.dillard@arizonacoyotes.com          |
|  | Jeffrey Sanders    | 623-772-3727 | jeffrey.sanders@arizonacoyotes.com       |
|  <b>BOSTON BRUINS</b>           | Matt Chmura        | 617-624-1913 | mchmura@bostonbruins.com                 |
|  | Brandon McNelis    | 617-624-1213 | bmcnelis@bostonbruins.com                |
|  | Michael Tolvo      | 617-624-1919 | mtolvo@bostonbruins.com                  |
|  | Travis Basciotta   | 617-624-1211 | tbasciotta@bostonbruins.com              |
|  <b>BUFFALO SABRES</b>         | Chris Dierken      | 716-855-4417 | chris.dierken@sabres.com                 |
|  | Ian Ott            | 716-855-4484 | ian.ott@sabres.com                       |
|  | Lindsey Brown      | 716-855-4127 | lindsey.brown@sabres.com                 |
|  <b>CALGARY FLAMES</b>        | Peter Hanlon       | 403-777-3684 | phanlon@calgaryflames.com                |
|  | Sean Kelso         | 403-777-1387 | skelso@calgaryflames.com                 |
|  | Megan Ewing        | 403-777-3680 | mewing@calgaryflames.com                 |
|  <b>CAROLINA HURRICANES</b>   | Mike Sundheim      | 919-861-5477 | mikes@carolinahurricanes.com             |
|  | Mike Brown         | 919-861-7148 | michaelb@carolinahurricanes.com          |
|  | David Piper        | 919-861-5429 | davidp@carolinahurricanes.com            |
|  <b>CHICAGO BLACKHAWKS</b>    | Adam Rogowin       | 312-455-7025 | arogowin@chicagoblackhawks.com           |
|  | John Steinmiller   | 312-455-7048 | jsteinmiller@chicagoblackhawks.com       |
|  | Lyndsey Stroope    | 312-455-7024 | lstroope@chicagoblackhawks.com           |
|  | Mike Horan         | 312-455-7079 | mhoran@chicagoblackhawks.com             |
|  | Will Chukerman     | 312-455-7179 | wchukerman@chicagoblackhawks.com         |
|  <b>COLORADO AVALANCHE</b>    | Jean Martineau     | 303-405-6005 | jean.martineau@coloradoavalanche.com     |
|  | Brendan McNicholas | 303-405-6010 | brendan.mcnicholas@coloradoavalanche.com |
|  | Danielle Bernstein | 303-405-6053 | danielle.bernstein@coloradoavalanche.com |
|  <b>COLUMBUS BLUE JACKETS</b> | Todd Sharrock      | 614-246-4157 | tsharrock@bluejackets.com                |
|  | Glenn Odebralski   | 614-246-0288 | godebralski@bluejackets.com              |
|  | Madison White      | 614-246-4237 | mwhite@bluejackets.com                   |



# MEDIA INFORMATION 2020-21 NHL PR DIRECTORY











| TEAM   | CONTACT                  | PHONE        | EMAIL                              |
|--|--------------------------|--------------|------------------------------------|
|  <b>DALLAS STARS</b>          | Tom Holy                 | 214-387-5633 | tholy@dallasstars.com              |
|  | Ben Fromstein            | 214-387-5551 | bfromstein@dallasstars.com         |
|  | Joe Calvillo             | 214-387-5557 | jcalvillo@dallasstars.com          |
|  <b>DETROIT RED WINGS</b>     | Todd Beam                | 313-471-7537 | todd.beam@hockeytown.com           |
|  | Kyle Kujawa              | 313-471-7518 | kyle.kujawa@hockeytown.com         |
|  | Alex DiFilippo           | 313-471-7531 | alex.difilippo@hockeytown.com      |
|  <b>EDMONTON OILERS</b>       | Tim Shipton              | 780-909-8584 | tshipton@edmontonoilers.com        |
|  | Jamie Catnell            | 780-409-5859 | jcartnell@edmontonoilers.com       |
|  | Shawn May                | 780-409-5858 | smay@edmontonoilers.com            |
|  | Kaite Doyle              | 403-808-9833 | kdoyle@edmontonoilers.com          |
|  <b>FLORIDA PANTHERS</b>     | Adelyn Biedenbach        | 954-835-7207 | biedenbacha@floridapanthers.com    |
|  | Chrissy Parente          | 954-835-7714 | parentec@floridapanthers.com       |
|  | Mike Lewis               | 954-835-7722 | lewism@floridapanthers.com         |
|  <b>LOS ANGELES KING</b>    | Michael Altieri          | 310-535-4545 | maltieri@lakings.com               |
|  | Jeff Moeller             | 310-535-4544 | jmoeller@lakings.com               |
|  | Jon Gomez                | 310-341-0659 | jogomez@lakings.com                |
|  | Eddie Fischermann        | 310-535-4433 | efischermann@lakings.com           |
|  <b>MINNESOTA WILD</b>      | Aaron Sickman            | 651-602-6009 | asickman@wild.com                  |
|  | Megan Kogut              | 651-312-3439 | mkogut@wild.com                    |
|  <b>MONTREAL CANADIENS</b>  | Paul Wilson              | 514-925-7889 | pwilson@canadiens.com              |
|  | Charles Saindon-Courtois | 514-989-2746 | csandoincourtois@canadiens.com     |
|  | Guillaume Ouimet         | 514-925-2176 | gouimet@canadiens.com              |
|  <b>NASHVILLE PREDATORS</b> | Kevin Wilson             | 615-770-2335 | kwilson@nashvillepredators.com     |
|  | Nick Barnowski           | 615-770-2126 | nbarnowski@nashvillepredators.com  |
|  | Emily Polanowicz         | 615-770-2347 | epolanowicz@nashvillepredators.com |
|  | Brooks Bratten           | 615-770-2293 | bbratten@nashvillepredators.com    |
|  <b>NEW JERSEY DEVILS</b>   | Pete Albietz             | 973-757-6118 | palbietz@newjerseydevils.com       |
|  | Corinne Weltman          | 973-757-6226 | cweltman@newjerseydevils.com       |
|  | Nick Blackman            | 973-738-3310 | nblackman@newjerseydevils.com      |



# MEDIA INFORMATION 2020-21 NHL PR DIRECTORY









| TEAM   | CONTACT                  | PHONE        | EMAIL                                |
|--|--------------------------|--------------|--------------------------------------|
|  <b>NEW YORK ISLANDERS</b>    | Kimber Auerbach          | 516-501-6841 | kimber.auerbach@newyorkislanders.com |
|  | Jesse Eisenberg          | 516-501-6761 | jesse.eisenberg@newyorkislanders.com |
|  | Madeline Harris          | 516-501-6730 | madeline.harris@newyorkislanders.com |
|  <b>NEW YORK RANGERS</b>      | John Rosasco             | 212-465-6498 | john.rosasco@msg.com                 |
|  | Ryan Nissan              | 212-465-5965 | ryan.nissan@msg.com                  |
|  | Lindsay Hayes            | 212-465-6487 | lindsay.hayes@msg.com                |
|  | Michael Rappaport        | 212-465-6472 | michael.rappaort@msg.com             |
|  <b>OTTAWA SENATORS</b>       | PJ Loyello               | 613-502-1531 | loyello@ottawasenators.com           |
|  | Chris Moore              | 613-599-0326 | moorec@ottawasenators.com            |
|  | Brett Varey              | 613-599-0261 | vareyb@ottawasenators.com            |
|  <b>PHILADELPHIA FLYERS</b> | Zack Hill                | 856-805-7385 | zack_hill@comcastspectacor.com       |
|  | Joe Siville              | 856-805-7382 | joe_siville@comcastspectacor.com     |
|  | Brian Smith              | 215-952-5780 | brian_smith@comcastspectacor.com     |
|  | Sarah Schwab             | 215-389-9421 | sarah_schwab@comcastspectacor.com    |
|  <b>PITTSBURGH PENGUINS</b> | Tom McMillan             | 412-255-1828 | tcmillan@pittsburghpenguins.com      |
|  | Jennifer Bullano Ridgley | 412-255-1777 | jbullano@pittsburghpenguins.com      |
|  | Evan Schall              | 412-255-1804 | eschall@pittsburghpenguins.com       |
|  <b>SAN JOSE SHARKS</b>     | Scott Emmert             | 408-999-5713 | semmert@sjs Sharks.com               |
|  | Ben Guerrero             | 408-999-5711 | bguerrero@sjs Sharks.com             |
|  | Kyle Stuetzel            | 408-999-6829 | kstuetzel@sjs Sharks.com             |
|  <b>SEATTLE KRAKEN</b>      | Katie Townsend           | 206-279-7852 | ktownsend@seattlekrakenhockey.com    |
|  | De'Aria Anderson         | 919-267-0635 | danderson@seattlekrakenhockey.com    |
|  <b>ST. LOUIS BLUES</b>     | Mike Caruso              | 314-622-2577 | mcaruso@stlblues.com                 |
|  | Dan O'Neill              | 314-622-5401 | doneill@stlblues.com                 |



# MEDIA INFORMATION 2020-21 NHL PR DIRECTORY

















| TEAM  | CONTACT                | PHONE        | EMAIL                             |
|---|------------------------|--------------|-----------------------------------|
|  <b>TAMPA BAY LIGHTNING</b>    | Bill Wickett           | 813-301-6875 | bwickett@amaliearena.com          |
|   | Brian Breseman         | 813-301-6871 | bbreseman@amaliearena.com         |
|   | Trevor Van Knotsenburg | 813-301-6826 | tvknotsenburg@amaliearena.com     |
|   | Bryan Burns            | 813-301-6575 | bburns@amaliearena.com            |
|  <b>TORONTO MAPLE LEAFS</b>    | Steve Keogh            | 416-815-5761 | skeogh@torontomapleleafs.com      |
|   | Scott McNaughton       | 416-815-5785 | smcnaughton@torontomapleleafs.com |
|   | Chris Lund             | 416-815-3451 | clund@torontomapleleafs.com       |
|   | Colin McBride          | 416-815-5704 | cmcbride@torontomapleleafs.com    |
|  <b>VANCOUVER CANUCKS</b>      | Chris Brumwell         | 604-899-4623 | chris.brumwell@canucks.com        |
|   | Ben Brown              | 604-899-4609 | ben.brown@canucks.com             |
|  <b>VEGAS GOLDEN KNIGHTS</b> | Eric Tosi              | 702-323-7385 | etosi@vegasgoldenknights.com      |
|   | Sage Sammons           | 702-916-2989 | ssammons@vegasgoldenknights.com   |
|   | Alyssa Girardi         | 702-916-1690 | agirardi@vegasgoldenknights.com   |
|  <b>WASHINGTON CAPITALS</b>  | Sergey Kocharov        | 202-266-2356 | skocharov@washcaps.com            |
|   | Megan Eichenberg       | 202-266-2310 | mreichenberg@washcaps.com         |
|   | Tommy Chalk            | 202-266-2357 | tchalk@washcaps.com               |
|   | Chase Pyke             | 202-266-2299 | cpyke@washcaps.com                |
|  <b>WINNIPEG JETS</b>        | Rob Wozny              | 204-926-5804 | rwozny@tnse.com                   |
|   | Scott Brown            | 204-926-5570 | sbrown@winnipegjets.com           |
|   | Greger Buer            | 204-926-5584 | gbuer@winnipegjets.com            |
|   | Scott Unger            | 204-926-5849 | sunger@winnipegjets.com           |



# MEDIA INFORMATION 2020-21 AHL PR DIRECTORY
















| TEAM  | CONTACT                                       | PHONE        | EMAIL   |
|---|---|--------------|---|
|  <b>AMERICAN HOCKEY LEAGUE</b>     | Jason Chaimovitch                             | 413-495-1027 | jchaimovitch@theahl.com   |
|  <b>BAKERSFIELD CONDORS</b>        | Ryan Holt                                     |              | rholt@bakersfieldcondors.com  |
|  <b>BELLEVILLE SENATORS</b>        | Breanne Matthews                              |              | matthewsb@bellevillesens.com  |
|  <b>BINGHAMTON DEVILS</b>          | Rob Lippolis                                  |              | rlippolis@binghamtondevils.com  |
|  <b>BRIDGEPORT SOUND TIGERS</b>    | Alan Fuehring                                 |              | alan.fuehring@harboryardse.com  |
|  <b>CHARLOTTE CHECKERS</b>        | Paul Branecky                                 |              | pbranecky@gocheckers.com  |
|  <b>CHICAGO WOLVES</b>           | Lindsey Willhite<br>Samantha Cobb             |              | willhite@chicagowolves.com<br>scobb@chicagowolves.com   |
|  <b>CLEVELAND MONSTERS</b>       | Ben Adams<br>Tony Brown<br>Nicole Del Villano |              | badams@clevelandmonsters.com<br>tbrown@clevelandmonsters.com<br>ndelvillano@clevelandmonsters.com |
|  <b>COLORADO EAGLES</b>          | Paul Branecky                                 |              | pbranecky@gocheckers.com  |
|  <b>GRAND RAPID GRIFFINS</b>     | Randy Cleves                                  |              | rcleves@griffinshockey.com  |
|  <b>HARTFORD WOLF PACK</b>       | Yasmeen Badich                                |              | yasmeen.badich@spectraxp.com  |
|  <b>HENDERSON SILVER KNIGHTS</b> | Brian McCormack<br>Kelli Pfiffner             |              | bmccormack@hendersonsilverknights.com<br>kpfiffner@hendersonsilverknights.com                     |
|  <b>HERSHEY BEARS</b>            | Zack Fisch                                    |              | zasfisch@hersheypa.com  |
|  <b>IOWA WILD</b>                | Joe O'Donnell<br>Ben Gislason                 |              | joe.odonnell@iowawild.com<br>ben.gislason@iowawild.com  |





# MEDIA INFORMATION 2020-21 AHL PR DIRECTORY



| TEAM  | CONTACT                                      | EMAIL  |
|---|--|--|
|  <b>LAVAL ROCKET</b>               | Charles Saindon-Courtois<br>Guillaume Ouimet | csaindoncourtois@canadiens.com<br>gouimet@canadiens.com  |
|  <b>LEHIGH VALLEY PHANTOMS</b>     | Bob Rotruck                                  | brotruck@phantomshockey.com                              |
|  <b>MANITOBA MOOSE</b>             | Daniel Fink<br>Jennifer Redenbach            | dfink@moosehockey.com<br>jredenbach@moosehockey.com      |
|  <b>MILWAUKEE ADMIRALS</b>         | Charlie Larson                               | clarson@milwaukeeadmirals.com                            |
|  <b>ONTARIO REIGN</b>              | Zach Dooley<br>Kiley Sullivan                | zdooley@ontarioreign.com<br>kisullivan@ontarioreign.com  |
|  <b>PROVIDENCE BRUINS</b>        | Jeff Hagan                                   | hagan@pseagency.com                                      |
|  <b>ROCHESTER AMERICANS</b>      | Warren Kosel<br>Ryan Harr                    | warren.kosel@amerks.com<br>ryan.harr@amerks.com          |
|  <b>ROCKFORD ICEHOGS</b>         | Joseph Zakrzewski                            | zakrzewskij@icehogs.com                                  |
|  <b>SAN DIEGO GULLS</b>          | Joe Spurrier                                 | jspurrier@sandiegogulls.com                              |
|  <b>SAN JOSE BARRACUDA</b>       | Nick Nollenberger                            | nnollenberger@sjbarracuda.com                            |
|  <b>SPRINGFIELD THUNDERBIRDS</b> | Ryan Smith                                   | rsmith@springfieldthunderbirds.com                       |
|  <b>STOCKTON HEAT</b>            | Brandon Weiss                                | bweiss@stocktonheat.com                                  |
|  <b>SYRACUSE CRUNCH</b>          | Megan Cahill<br>Lukas Favale                 | mcahill@syracusecrunch.com<br>lfavale@syracusecrunch.com |



# MEDIA INFORMATION 2020-21 AHL PR DIRECTORY



| TEAM  | CONTACT                                      | EMAIL  |
|---|--|--|
|  <b>TEXAS STARS</b>                          | Brian Tosti                                  | <a href="mailto:btosti@texasstars.com">btosti@texasstars.com</a>   |
|  <b>TORONTO MARLIES</b>                      | Kate Bascom                                  | <a href="mailto:kbascom@torontomarlies.com">kbascom@torontomarlies.com</a>   |
|  <b>TUCSON ROADRUNNERS</b>                   | Adrian Denny                                 | <a href="mailto:adrian.denny@tucsonroadrunners.com">adrian.denny@tucsonroadrunners.com</a>   |
|  <b>UTICA COMETS</b>                         | Cecelie Pikus<br>Jason Shaya<br>Michael Lehr | <a href="mailto:ceceliepikus@uticacomets.com">ceceliepikus@uticacomets.com</a><br><a href="mailto:jasonshaya@uticacomets.com">jasonshaya@uticacomets.com</a><br><a href="mailto:michaellehr@uticacomets.com">michaellehr@uticacomets.com</a> |
|  <b>WILKES-BARRE/<br/>SCRANTON PENGUINS</b> | Nick Hart                                    | <a href="mailto:nhart@wbspenguins.com">nhart@wbspenguins.com</a>   |



# MEDIA INFORMATION ROCHESTER MEDIA DIRECTORY



## PRINT

### DEMOCRAT & CHRONICLE (Gannett Newspapers)

245 East Main St.  
Rochester, NY 14614-2003  
232-7100  
www.democratandchronicle.com

Sports Desk: 258-2447  
Sports Fax: 258-2776  
News Fax: 258-2237

### Rochester Business Journal

16 West Main St. | Suite 341  
Rochester, NY 14614  
232-6290  
www.rbj.net

Kevin Oklobzija 653-4020

### The Messenger Post

73 Buffalo Street  
Canandaigua, NY 14424-1085  
394-0770

Sports Desk: 1-800-724-2099  
Sports Fax: 394-4160  
Contact: Bob Chavez

### Batavia News

2 Apollo Drive  
PO BOX 870  
Batavia, NY 14020

Sports Desk: (716) 343-8000 ext. 131  
Sports Fax: (716) 345-1632

### Sports and Leisure Magazine

469 Virginia Street  
Buffalo, NY 14202

Phone: (716) 876-2738  
Fax: (716) 874-8289

## RADIO

### WBEE 92.5-FM, ESPN 95.7-FM, WCMF 96.5-FM, WPXY 97.9-FM, WBZA 98.9-FM, WROC 950-AM

High Falls Studio  
70 Commercial Street  
Rochester, NY 14614

Phone: 423-2900  
Fax: 423-2947  
Contact: Steve Hausmann, Mike Danger, Pat Duffy,  
Sandy Waters

### WBER 90.5 FM

2596 Baird Road  
Penfield, NY 14526

Phone: 381-4353  
Fax: 419-8191  
Contact: Joe Juisto

### 95.7 ESPN RADIO ROCHESTER

High Falls Studio  
70 Commercial Street  
Rochester, NY 14614

Phone: 454-3776  
Fax: 423-2947  
Contact: Mike Danger, Gene Battaglia

### WHAM 1180-AM, WHTK 1280-AM, Radio 95.1- FM, The Drive 100.5-FM, Sunny 102-FM, 106.7- FM KISS-FM, The Bull 107.3-FM, FOX Sports 1280 Rochester

PO BOX 40400  
Rochester, NY 14604

Phone: 454-4884  
Fax: 262-2334  
Contact: J.P. Hastings, John DiTullio, Paulie Guglielmo,  
Phil Mercado

### WYSL 1040-AM

5620 South Lima Road  
Avon, NY 14414

Phone: 346-3000  
Fax: 346-0450  
Contact: J.C. Delass



# MEDIA INFORMATION ROCHESTER MEDIA DIRECTORY



## RADIO

### WXXI 1370-AM, 91.5-FM & 90.3-FM

280 State Street  
PO Box 30021  
Rochester NY 14603-3021

Phone: 325-7500 & 258-0200  
Fax: 258-0339  
Email: [newsroom@wxxi.org](mailto:newsroom@wxxi.org)  
Contact: Peter Iglinski

### WGR 550 Sports Radio

550 Corporate Parkway  
Suite 200  
Buffalo, NY 14226

Phone: (716) 803-0550  
Fax: (716) 832-3080  
Contact: Howard Simon, Jeremy White, Andrew Peters,  
Brayton Wilson

## TELEVISION

### WROC TV-8 (CBS)

201 Humboldt Street  
Rochester, NY 14610-1093  
288-8400

Sports Phone: 288-2186  
Sports Fax: 288-1505  
Contacts: Thad Brown (Sports Director)  
Prescott Rossi  
Dan Fetes  
News Producer: Mark Gruba

### WHEC TV-10 (NBC)

191 East Avenue  
Rochester, NY 14610  
546-5670

Sports Phone: 262-6236  
Sports Fax: 546-6842  
Contacts: Rich Donnelly (Sports Director)  
Carly Mascitti  
News Producer: Heather Monahan

### 13WHAM-TV (ABC) and WUHF TV-31 (FOX)

4225 W. Henrietta Road  
Rochester, NY 14623  
334-8700

Sports Phone: 334-4250  
Sports Fax: 321-2291/334-8719  
Contacts: Mike Catalana (Sports Director)  
Dan Fetes  
Jenna Cottrell  
Matt Trabold  
Mike DiGiorgio  
News Producer:

### SPECTRUM NEWS (Sports)

71 Mt. Hope Avenue  
Rochester, NY 14620  
756-2424

Sports Phone: 756-1561  
Sports Fax: 756-1673  
Contacts: Tom Carroll (Sports Director)  
Kevin Carroll  
Bob Gosney  
Tim Irving

### WBGTV (My 18)

1320 Buffalo Rd  
Suite 111  
Rochester, NY 14624

Phone: 235-1870  
Fax: 235-0574  
Email: [info@wbgttv.com](mailto:info@wbgttv.com)  
Contact: Gary Sajdak

### WXXI

280 State Street  
Rochester, NY 14603

Phone: 325-7500  
Fax: 258-0339  
Email: [newsroom@wxxi.org](mailto:newsroom@wxxi.org)  
Contact: Peter Inglini Fax:  
756-1673  
Contact: Steve Arvan



## VISITING NHL TEAM - SCOUT POLICY

### NHL TEAM SCOUT PROCESS

The Rochester Americans will welcome NHL team scouts for all Amerks games held at The Blue Cross Arena during the 2020-21 season.

- The Rochester Americans will allow a maximum of ten (10) scouts that can attend an Amerks home game at The Blue Cross Arena during the 2020-21 season.
  - Only one (1) scout per NHL team is able to attend an individual game.
- An NHL team scout or another individual affiliated with the organization can request access on the scout's behalf to attend a Rochester Americans home game up to thirty (30) days in advance of a game, but requests must be made no later than 72 hours before the scheduled puck drop.
- NHL teams are asked to submit a request to Warren Kosel of our media relations team via email at [warren.kosel@bluecrossarena.com](mailto:warren.kosel@bluecrossarena.com).
- A decision on your request for entrance to a Rochester Americans home game will be given via email no later than 48 hours before the scheduled puck drop.
- All NHL team scouts that are granted access for a Rochester Americans game will be seated, socially distanced, in section 205, located opposite of the team benches and press box.
- Per the AHL's return to play protocols, food and beverages will be not be provided in the press box or any other designated seating location this season.

### PARKING

- Parking is available for NHL team scouts in the Court St. surface lot, located directly across the street from The Blue Cross Arena, or in the Civic Center.

### BLUE CROSS ARENA – ACCESS

Blue Cross Arena Entry and Exit:

- NHL team scouts will enter and exit Blue Cross Arena through the main entrance off Exchange Blvd.
- NHL team scouts will pick up their individual game credentials at the security checkpoint located in the main lobby of the venue.

### ENTRY REQUIREMENTS

- Before entering the building, the NHL team scout will be required to complete a brief online questionnaire on a computer or mobile device no earlier than three (3) hours before entrance. The questionnaire can be found online at [visitors.bluecrossarena.com](http://visitors.bluecrossarena.com).
- All those entering the building will submit to a temperature check at the door.
- Masks will be required to enter the arena and **must be worn at all times** while in the building.
- On game night, this entrance will be open one hour before the scheduled puck drop.
- Once inside the arena, NHL team scouts will proceed directly to the designated seating location in section 205 by ascending the main stairs and using the concourse.
- For the 2020-21 season, NHL team scouts **will not be allowed on the event level** at any time for any reason.
- Please be advised that scouts will be required to adhere to local and New York State health protocols including, but not limited to, any testing requirements that are required due to prior travel.
- If NHL team scouts live or have traveled outside of **New York, Pennsylvania, New Jersey, Connecticut, Massachusetts and Vermont** in the 14 days prior to the game, you may be required to take a rapid COVID-19 test before attending the game.
- Seating charts for games will be posted throughout the press box and other designated seating locations to better assist in finding designated areas.



## MEDIA INFORMATION ROCHESTER AMERICANS



### AMERKS PUBLIC RELATIONS

The following comprises the Rochester Americans' media access guidelines for the 2020-21 American Hockey League season. Please contact **Warren Kosel** ([warren.kosel@bluecrossarena.com](mailto:warren.kosel@bluecrossarena.com)) with any questions regarding the information below.

#### CREDENTIALS

Season credentials will be available only to a very limited group of writers and photographers this season. Those eligible for season credentials have already been notified in a separate communication.

A small number of additional credentials will be available to writers and photographers on an individual-game basis for requests that specifically require the individual to physically be in the building. Those who need media credentials for individual games should contact Warren Kosel via email ([warren.kosel@bluecrossarena.com](mailto:warren.kosel@bluecrossarena.com)) by 5 p.m. the day before a game, and by 5 p.m. on the Friday before a Sunday game.

Individual-game credentials can be picked up on the day of a game at the security checkpoint in the main lobby using the media entrance described in the "Building Access" section below. Please be sure to bring photo ID to claim your credential. As always, credentials should be **visible and prominently displayed at all times** when you are at Blue Cross Arena.

#### MEDIA AVAILABILITIES

All media access to Players, Coaches and Executives during the 2020-21 AHL season will be conducted through virtual means. There will be no event level or locker room access by any media during the 2020-21 season, and no in-person interviews will be permitted at any time. The Club will make its best efforts to set up requested one-on-one interviews with the players and head coach Seth Appert, as appropriate. Media availabilities, including post-practice and post-game interviews, with Amerks head coach Seth Appert and select players will occur daily with media members solely via Zoom. Information on how to access the call will be distributed daily the morning of a scheduled practice or game. Requests for specific players will be reviewed by the Amerks media relations department and will be accommodated as much as possible. Media availabilities will begin approximately 10-15 minutes following the conclusion of practice and at the end of each game.

#### PRACTICE SESSIONS/GAME-DAY SKATES

Practice sessions and game-day morning skates will be open to media members with season credentials or credentials to that day's game. Other media members who need access to a specific practice may contact **Warren Kosel** ([warren.kosel@bluecrossarena.com](mailto:warren.kosel@bluecrossarena.com)) to request access.

#### BUILDING ACCESS

Media members will be required to enter and exit Blue Cross Arena through the main entrance off Exchange Blvd. for practice and game-days. Before entering the building, you will need to complete a brief questionnaire on a phone or computer and submit to a temperature check at the door. **The questionnaire can be found at [visitors.bluecrossarena.com](http://visitors.bluecrossarena.com) and must be submitted prior to each visit upon entering the building.** Masks will be required to enter the arena and must be worn at all times while in the building. For games, the main entrance will be open one hour before the scheduled puck-drop. For practices, the media entrance will be open 30 minutes prior to the scheduled start of practice and will close 15 minutes after the scheduled start of practice.

Once inside the arena, photographers will proceed directly to their assigned shooting locations. Writers will proceed directly to the press box or auxiliary seating locations as instructed by the Amerks media relations department. To reach the press box, take the elevator located adjacent to the box office to the fourth floor and proceed down the hallway.

For practices and game-day skates, media are permitted to watch from the top of the 100 level on the penalty box side of the rink between sections 103-108. Once inside the building, proceed up the escalator or the main stairs to the upper concourse. Take the concourse around to the 100-level seating section and take a seat in one of those sections. Please make a conscious effort to spread out as much as you can and leave at least five empty seats between you and the closest person.



# MEDIA INFORMATION ROCHESTER AMERICANS



## AMERKS PUBLIC RELATIONS

The following comprises the Rochester Americans' media access guidelines for the 2020-21 American Hockey League season. Please contact **Warren Kosel** ([warren.kosel@bluecrossarena.com](mailto:warren.kosel@bluecrossarena.com)) with any questions regarding the information below.

### GAME-NIGHT INFORMATION

Individual-game credentials can be picked up at the security checkpoint in the main lobby.

Per the AHL, there will be no pre-game meal for media members. All game-night materials, including rosters, game notes, media kits and press clips, will be provided digitally this season and will be available for download via the Amerks digital press box located on [www.amerks.com](http://www.amerks.com).

As in years past, game-night highlights will continue to be made available on the SendtoNews platform.

For the 2020-21 season, media **will not be allowed on the event level** at any time for any reason. Seating charts for games will be posted throughout the press box to assist in finding designated seating areas.



## MEDIA INFORMATION IMPORTANT DIRECTIONS



### FROM THE ROCHESTER INTERNATIONAL AIRPORT TO THE BLUE CROSS ARENA:

390 North to 490 East. 490 East to Plymouth Avenue Exit. Turn Right at Plymouth Avenue to Broad Street. Left at Broad Street and The Blue Cross Arena is two blocks ahead at the corner of Broad Street and Exchange Street.

Address: The Blue Cross Arena, One War Memorial Square, Rochester, NY 14614. Phone: (585) 454-5335

### FROM BUFFALO AND POINTS WEST:

I-90 East to Exit 47 (Leroy). 490 East to Plymouth Avenue Exit. Turn Right at Plymouth Avenue to Broad Street. Left at Broad Street and The Blue Cross Arena is two blocks ahead at the corner of Broad Street and Exchange Street.

### FROM SYRACUSE AND POINTS EAST:

I-90 West to Exit 45 (Victor). 490 West to Clinton Avenue Downtown Exit. Turn Left at Court Street. Follow Court Street and The Blue Cross Arena is two blocks ahead at the corner of Court Street and Exchange Street.

### BILL GRAY'S REGIONAL ICEPLEX (AMERKS' PRACTICE FACILITY) FROM BUFFALO

I-90 to Exit 46. Take 390 North to East Henrietta Road (Highway 15A) Exit. Follow East Henrietta one traffic light past Brighton-Henrietta Townline Road; turn Right at the light. Turn Right at the Monroe Community College signs; the complex is located towards the back of the campus. (716) 424-4625.

### BILL GRAY'S REGIONAL ICEPLEX FROM ROCHESTER AND SURROUNDING AREA

#### From 590 South:

Take 590 South into 390 North. Get off at exit 16B (E. Henrietta Rd.). At the light, take a left and go down 1/4 mile. On your left hand side you will see the MCC Campus. Take any entrance in the Campus. Take Campus road either way. The Sports Centre is in the back corner

#### From 390 North:

Take 390 South to exit 16B (E. Henrietta Rd.). At the light, take a right and go down 1/4 mile. On your left hand side you will see the MCC Campus. Take any entrance in the Campus. Take Campus road either way. The Sports Centre is in the back corner

Address: Bill Gray's Regional Iceplex, 2700 Brighton-Henrietta Townline Road, Rochester, NY 14623. Phone: (585) 424-4625

### TO KEYBANK CENTER FROM ROCHESTER:

Take I-90 West to toll booths in Buffalo (Exit 50). I-90 West to I-190 North (Exit 53) to downtown Buffalo. Exit toward Elm Street. Keep right at the fork and merge onto Seneca Street. Turn Right at the first light onto Michigan Avenue. Turn right onto Perry Street, and The KeyBank Center is on the left, located at the end of Washington Street.

Address: KeyBank Center, One Seymour Knox III Plaza, Buffalo, NY 14203. Phone: (716) 855-4100

### TO HARBORCENTER (SABRES' PRACTICE FACILITY)

Take I-90 West to toll booths in Buffalo (Exit 50). I-90 West to I-190 North (Exit 53) to downtown Buffalo. Exit toward Elm Street. Keep right at the fork and merge onto Seneca Street. Turn Right at the first light onto Michigan Avenue. Turn right onto Perry Street, and HARBORCENTER is located directly on the opposite side of Washington Street across from KeyBank Center.

Address: HarborCenter, 100 Washington Street, Buffalo, NY 14203. Phone: (716) 855-4767





## MEDIA INFORMATION BLUE CROSS ARENA



### THE BLUE CROSS ARENA AT THE ROCHESTER WAR MEMORIAL

The downtown Blue Cross Arena enters its 63rd season as home of the storied American Hockey League Rochester Americans.

The Rochester War Memorial opened to the public on October 27, 1955, and has since hosted two AHL All-Star Games (1957, 2000), 16 Calder Cup Finals, one NLL All-Star Game and four NLL Finals in its history.

In addition, the War Memorial hosted its first professional game for the National Basketball Association's Rochester Royals on November 5, 1955.

The first hockey game played in the War Memorial took place later that month as the Buffalo Bisons faced off against the Montreal Canadiens on November 21st. Montreal's Maurice "Rocket" Richard scored the first goal at the War Memorial 54 seconds into the first period.

The Rochester War Memorial became known as The Blue Cross Arena after its \$40 million renovation was completed during the 1998-99 season. During the 2002-03 season, the \$1.25 million Constellation Video Board was installed to add the crown jewel to the downtown entertainment center. Beginning with the 2018-19 season, the venue will receive a series of improvements and upgrades, including a new state-of-the-art high definition videoboard, and will undergo expansion on the Exchange Blvd. side during the summer of 2019.

### IMPORTANT DATES IN THE HISTORY OF THE ROCHESTER WAR MEMORIAL & THE BLUE CROSS ARENA

- **November 21, 1955:** First goal ever scored at the Rochester War Memorial was by Maurice "Rocket" Richard only 54 seconds into the first period.
- **October 14, 1956:** The Amerks play their first home game at The War Memorial and tie Cleveland 2-2.
- **March 26, 1957:** The Amerks play in their first ever playoff game and beat the Providence Reds 1-0.
- **April 10, 1957:** The Rochester Americans host their first Calder Cup Finals.
- **October 6, 1957:** The Rochester War Memorial hosts its first of two AHL All-Star Games.
- **April 30, 1965:** The Amerks win their first Calder Cup Championship against the Hershey Bears, 6-2 in Game 5.
- **February 20, 1999:** The NLL All-Star game is played before a crowd of 9,070 at The Blue Cross Arena. The Canadians defeat the Americans 25-24 in overtime after a dramatic comeback by the Americans.
- **January 16 & 17, 2000:** The Blue Cross Arena hosts the Kodak AHL All-Star Classic. Team Canada beats Planet USA 8-3.
- **October 11, 2002:** The Blue Cross Arena unveils its \$1.25 million Constellation Video Scoreboard as the Amerks tie the Albany River Rats 2-2.
- **2003-04:** The Rochester Americans enter their 25th season as the Buffalo Sabres affiliate.
- **2005-06:** The Rochester Americans celebrate their historic 50th season.
- **June 19, 2008:** Curt Styres and Arrows Express Sports purchases the Rochester Americans and Rochester Knighthawks (NLL) from former owner Steve Donner. The Amerks also announce a three-year affiliation with the NHL's Florida Panthers.
- **February 21, 2010:** The Rochester Americans record their 2,000th franchise win, becoming just the second team in the American Hockey League and eighth overall in North American hockey history to capture the feat.
- **June 24, 2011:** The Rochester Americans are purchased by Buffalo Sabres owner Terry Pegula from Curt Styres, reuniting the two clubs who once shared a 29-year affiliation, the longest in professional hockey history.
- **October 9, 2015:** The Rochester Americans open their 60th American Hockey League season on home ice against the Lake Erie Monsters.
- **March 23, 2016:** Randy Cunneynorth sets the franchise record for the most coaching wins in the most dramatic of ways, leading the Rochester Americans to an incredible five-goal third-period comeback for a stunning 6-5 victory over the St. John's IceCaps at The Blue Cross Arena. The win was the 338th career coaching victory for Cunneynorth in Rochester, moving him ahead of John Van Boxmeer. He finished the season with 340 career wins as Amerks head coach.



## MEDIA INFORMATION BLUE CROSS ARENA



### BUILDING TIMELINE

|                    |  |
|--------------------|--|
| 1880               | Kimbal Tobacco Factory opens on the present site of the War Memorial. William Kimbal's wife disliked the dirty smokestack and instead placed a 21-foot statue of the Roman God of Commerce, Mercury, atop the building.  |
| 1905               | The Kimbal Tobacco Factory closes and Cluet-Peabody & Co. take over the building. They begin manufacturing collars and shirts.   |
| 1924               | The property is purchased by George Eastman and later left to the University of Rochester by Mr. Eastman for "municipal purposes." One plan proposed for an 8,000 seat Auditorium and Opera Hall, situated on the once tobacco factory site. The University later gives the property to the city. The site begins to operate as a City Hall Annex and public library.                          |
| May 23, 1945       | Plans for a grand Civic Center Arena are revived following World War II. The Rochester City Council directs a citizens committee to study, "the possibilities for constructing and financing such a memorial within the Civic Center."   |
| July 19, 1945      | The committee concludes that the memorial should have enduring civic usefulness. Also the structure should be, "a living memorial rather than a mere commemorative monument." The committee recommends that the building contains an auditorium, sports arena, physical recreation facilities, meeting rooms, and display rooms, among other things. Estimate for construction, \$2.5 million. |
| 1951               | Kimbal Tobacco Factory is demolished for the construction of the War Memorial. The statue of Mercury is removed and placed into storage (until 1974).  |
| October 18, 1955   | Rochester Community War Memorial opens for business. Total cost, \$7.5 million.  |
| 1974               | The statue of Mercury, which once was located on the roof of the Kimbal Tobacco Factory, is reborn atop the West Group building where it still stands, across the street from its original home.   |
| March 13, 1996     | Groundbreaking for a \$41 million renovation/expansion takes place, which includes luxury suites, increased concession stands, additional restrooms, fully functional banquet/meeting rooms, and larger capacity seating.  |
| July 24, 1998      | Blue Cross Blue Shield and City officials announce the name of the renovated arena will be Blue Cross Arena at the War Memorial.   |
| September 19, 1998 | Although the arena continued to function throughout the renovations, the Blue Cross Arena at the War Memorial officially reopens to the public during a formal ribbon cutting/rededication ceremony.   |
| October 11, 2002   | The BCA unveils the \$1.25-million dollar Constellation Video Board. That night, Rochester ties the Albany River Rats 2-2.   |
| October 7, 2008    | Owner and CEO Curt Styres and his sons, Wakeriat Bowhunter and Radowits Bowhunter, donate a bronze statue called "For Love of the Game" to The Blue Cross Arena and the City of Rochester.   |
| July 24, 1998      | Blue Cross Blue Shield and City officials announce the name of the renovated arena will be Blue Cross Arena at the War Memorial.   |
| September 19, 1998 | Although the arena continued to function throughout the renovations, the Blue Cross Arena at the War Memorial officially reopens to the public during a formal ribbon cutting/rededication ceremony.   |
| October 11, 2002   | The BCA unveils the \$1.25-million dollar Constellation Video Board. That night, Rochester ties the Albany River Rats 2-2.   |
| October 7, 2008    | Owner and CEO Curt Styres and his sons, Wakeriat Bowhunter and Radowits Bowhunter, donate a bronze statue called "For Love of the Game" to The Blue Cross Arena and the City of Rochester.   |
| October 13, 2011   | The Amerks play their Home Opener of the 2011-12 season with new owner Terry Pegula in attendance. Prior to the game, more than 50 Amerks Alumni were recognized on the ice.   |



## BUILDING TIMELINE

- July 13, 2018** A partnership between the City of Rochester and Pegula Sports and Entertainment is reached for PSE to take over temporary operation of The Blue Cross Arena in Rochester, an agreement that will run from August 1 to December 31. Over that time, PSE will be working closely with City of Rochester officials to achieve a long-term agreement that will boost development along Rochester's downtown corridor and Genesee River.
- September 13, 2018** Terry and Kim Pegula, along with Pegula Sport and Entertainment officials, Rochester Mayor Lovely Warren and elected New York State officials, announce the acquisition of the Rochester Knighthawks franchise rights from former owner Curt Styres through an expansion agreement with the National Lacrosse League. PSE will begin managing the Knighthawks for the 2019-20 season as an expansion franchise. The move allows PSE to fully own and operate the two key franchises that call The Blue Cross Arena home and implement a similar model to that of the Buffalo Sabres and Buffalo Bandits, entities also under the PSE umbrella. Plans are also announced for various arena improvements, including a brand-new state-of-the-art, high definition videoboard, upgrades to the audio and video equipment, development along the Genesee Riverway and expansion along the Exchange Blvd. side that will make room for additional office space and locker room facilities totaling more than \$18 million.
- November 29, 2018** Rochester Mayor Lovely Warren announces that the City has reached a new agreement with Rochester Arena LLC (RA), an affiliate of Pegula Sports and Entertainment (PSE), outlining the structure of long-term management agreement with RA for operation of The Blue Cross Arena at the War Memorial. Under the new agreement, PSE will operate the downtown venue from Jan. 1, 2019 to Dec. 31, 2033, during which RA will operate all aspects of the Arena, including concessions, ticketing and booking events. In addition, the agreement provides for RA to manage the Court Street Parking Lot. The proposed agreement follows the Sept. 13, 2018 announcement that the Arena is slated to receive more than \$18 million in major renovations with funds from the City, State and RA.
- May 4, 2020** Construction on a multi-million-dollar renovation project gets underway, featuring upgrades to audio and video equipment and arena-wide WiFi installation. Additional work includes expansion to the Amerks business office and concession areas as well as new locker room facilities for the Rochester Knighthawks and visiting team.





# MEDIA INFORMATION 50TH ANNIVERSARY TEAM



## AMERKS 50TH ANNIVERSARY TEAM

The Rochester Americans All-Time Team was announced on October 7, 2005, prior to the Amerks opening their 50th season of play in the American Hockey League. A 13-member panel sorted through nearly 1,000 names and selected 24 players and two coaches for the 50th Anniversary Team. The committee was comprised of season ticket holders, print and electronic media personnel and Amerks management.

The team included two coaches, two goalies, six defenseman and 12 forwards. The historic club also featured defenseman Don Cherry, right wing Jim Jackson, and left wings Les Duff and Bob "Battleship" Kelly in the Role Players category. The final four players were recognized for their commitment and dedication to the team.

The Amerks also let the fans play a role, letting them select the starting lineup through in-arena and on-line balloting. The starting six included goalie Gerry Cheevers, defensemen Don Cherry and Al Arbour and forwards Jody Gage, Dick Gamble and Bronco Horvath.

### HEAD COACH SEASON

- |                            |                  |
|----------------------------|------------------|
| <b>1. Joe Crozier</b>      | 1963-68; 1983-84 |
| <b>2. John Van Boxmeer</b> | 1984-90; 1992-95 |

### GOALTENDERS SEASON

- |                           |                           |
|---------------------------|---------------------------|
| <b>1. Gerry Cheevers</b>  | 1961-65                   |
| <b>2. Bobby Perreault</b> | 1956-57; 1962-63; 1965-66 |

### DEFENSEMEN SEASON

- |                        |                           |
|------------------------|---------------------------|
| <b>1. Al Arbour</b>    | 1962-67                   |
| <b>2. Dave Fenyves</b> | 1980-85; 1986-87          |
| <b>3. Jim Hofford</b>  | 1984-90                   |
| <b>4. Don McSween</b>  | 1987-92                   |
| <b>5. Duane Rupp</b>   | 1963-67; 1975-77          |
| <b>6. Darryl Sly</b>   | 1960-68; 1970-71; 1972-74 |

### FORWARDS SEASON

- |                                |            |                      |
|--------------------------------|------------|----------------------|
| <b>1. Norm "Red" Armstrong</b> | Right Wing | 1962-71              |
| <b>2. Gordie Clark</b>         | Right Wing | 1974-78              |
| <b>3. Mal Davis</b>            | Right Wing | 1981-86              |
| <b>4. Gerry Ehman</b>          | Right Wing | 1960-67              |
| <b>5. Dan Frawley</b>          | Right Wing | 1990-93; 1995-98     |
| <b>6. Jody Gage</b>            | Right Ring | 1985-96              |
| <b>7. Dick Gamble</b>          | Left Wing  | 1961-70              |
| <b>8. Doug Gibson</b>          | Center     | 1974-77              |
| <b>9. Bronco Horvath</b>       | Center     | 1956-57; 1962-69     |
| <b>10. Scott Metcalfe</b>      | Left Wing  | 1987-91; 1993-98     |
| <b>11. Geordie Robertson</b>   | Center     | 1979-85; 1988-89     |
| <b>12. Chris Taylor</b>        | Center     | 1999-2006; 2009-2011 |

### ROLE PLAYERS

- |                                  |            |                  |
|----------------------------------|------------|------------------|
| <b>1. Don Cherry</b>             | Defense    | 1963-69; 1971-72 |
| <b>2. Les Duff</b>               | Left Wing  | 1963-70          |
| <b>3. Jim Jackson</b>            | Right Wing | 1985-90          |
| <b>4. Bob "Battleship" Kelly</b> | Left Wing  | 1972-73          |



*Brook-Lea Country Club  
is a proud supporter  
of the Rochester Americans*



Visit [BrookLeaCountryClub.com](http://BrookLeaCountryClub.com) for  
Membership or Private Event Information.

891 Pixley Road, Rochester, NY 14624 | 585.247.3242